






Período: 2018  
 Tipo de Contrato:  
 Contrato: R005/2015 REDE ASSISTENCIAL DA STS V.MARIANA/JABAQUARA E DA STS I  
 Unidade:  
 Serviço:  
 Objetivo:  
 Produção:  
 Agrupamento: Serviço / Produção / Contrato / Unidade  
 Meta Mínima: 85

	De	Até	
Acima do Contratado:	100.01		
Satisfatório:	85	100	
Insatisfatório:	70	84.99	
Crítico:	50	69.99	
Alarmante:	0	49.99	
Análises	Todos os registros		

Data da Última Atualização: 30/08/2019

Legenda:

- " - " Produção Não Vigente / Não Exibida no Período
- " \* " Período Não Calculado
- " (Σ) " Soma
- " (m) " Média
- " (NA) " Não Se Aplica

PIRANGA

UNIDADE	JAN Realizado	JAN Previsto	JAN %	FEV Realizado	FEV Previsto
<b>SERVIÇO: 0001-ESF - ESTRATÉGIA S</b>					
<b>CONTRATO: R005/2015-REDE ASSI</b>					
UBS JARDIM DA SAÚDE - NEUSA RC	198.0	416.0	47.60%	314.0	416.0
UBS VILA SANTA CATARINA	1,293.0	1,914.0	67.55%	1,260.0	1,914.0
UBS AURÉLIO MELLONE	951.0	1,248.0	76.20%	1,003.0	1,248.0
UBS ÁGUA FUNDA	915.0	1,165.0	78.54%	895.0	1,165.0
UBS CUPECÊ - DR. WALDOMIRO PR					
UBS JARDIM SECKLER	-	-	-	-	-
UBS LUIZ ERNESTO MAZZONI	773.0	749.0	103.20%	678.0	749.0
UBS PARQUE IMPERIAL - MANOEL	385.0	1,248.0	30.85%	801.0	1,248.0
UBS ALMIRANTE DELLAMARE	1,466.0	2,330.0	62.92%	1,662.0	2,330.0
AMA/UBS INTEGRADA VILA CLARA	1,862.0	2,247.0	82.87%	2,025.0	2,247.0
UBS JARDIM LOURDES	1,635.0	1,997.0	81.87%	1,587.0	1,997.0
UBS VILA CARIOCA	900.0	1,224.0	73.53%	952.0	1,224.0
UBS VILA CAMPESTRE	1,475.0	1,914.0	77.06%	1,409.0	1,914.0
UBS VILA CANAÃ	940.0	1,165.0	80.69%	836.0	1,165.0
UBS HELIÓPOLIS	-	-	-	-	-
<b>TOTAL</b>	<b>12,793.0</b>	<b>17,617.0</b>	<b>72.62%</b>	<b>13,422.0</b>	<b>17,617.0</b>
<b>SERVIÇO: 0001-ESF - ESTRATÉGIA S</b>					
<b>CONTRATO: R005/2015-REDE ASSI</b>					
UBS CUPECÊ - DR. WALDOMIRO PR	-	-	-	-	-
<b>TOTAL</b>					
<b>SERVIÇO: 0001-ESF - ESTRATÉGIA S</b>					
<b>CONTRATO: R005/2015-REDE ASSI</b>					
UBS JARDIM DA SAÚDE - NEUSA RC	158.0	156.0	101.28%	109.0	156.0
UBS VILA SANTA CATARINA	544.0	780.0	69.74%	667.0	780.0
UBS AURÉLIO MELLONE	403.0	468.0	86.11%	367.0	468.0
UBS ÁGUA FUNDA	366.0	468.0	78.21%	451.0	468.0
UBS CUPECÊ - DR. WALDOMIRO PR					
UBS JARDIM SECKLER	-	-	-	-	-
UBS LUIZ ERNESTO MAZZONI	342.0	312.0	109.62%	315.0	312.0
UBS PARQUE IMPERIAL - MANOEL	149.0	468.0	31.84%	486.0	468.0
UBS ALMIRANTE DELLAMARE	1,093.0	936.0	116.77%	1,020.0	936.0
AMA/UBS INTEGRADA VILA CLARA	785.0	936.0	83.87%	794.0	936.0
UBS JARDIM LOURDES	766.0	780.0	98.21%	665.0	780.0
UBS VILA CARIOCA	574.0	588.0	97.62%	473.0	588.0
UBS VILA CAMPESTRE	514.0	780.0	65.90%	460.0	780.0
UBS VILA CANAÃ	310.0	468.0	66.24%	278.0	468.0
UBS HELIÓPOLIS	-	-	-	-	-
<b>TOTAL</b>	<b>6,004.0</b>	<b>7,140.0</b>	<b>84.09%</b>	<b>6,085.0</b>	<b>7,140.0</b>
<b>SERVIÇO: 0001-ESF - ESTRATÉGIA S</b>					
<b>CONTRATO: R005/2015-REDE ASSI</b>					
UBS JARDIM DA SAÚDE - NEUSA RC	743.0	1,200.0	61.92%	173.0	1,200.0

UBS VILA SANTA CATARINA	5,509.0	5,800.0	94.98%	5,565.0	5,800.0
UBS AURÉLIO MELLONE	2,168.0	3,000.0	72.27%	1,952.0	3,000.0
UBS ÁGUA FUNDA	2,551.0	3,400.0	75.03%	2,522.0	3,400.0
UBS CUPECÊ - DR. WALDOMIRO PR					
UBS JARDIM SECKLER	-	-	-	-	-
UBS LUIZ ERNESTO MAZZONI	2,413.0	2,400.0	100.54%	2,227.0	2,400.0
UBS PARQUE IMPERIAL - MANOEL	1,060.0	3,600.0	29.44%	3,172.0	3,600.0
UBS ALMIRANTE DELLAMARE	6,193.0	7,000.0	88.47%	5,988.0	7,000.0
AMA/UBS INTEGRADA VILA CLARA	7,497.0	7,200.0	104.13%	7,197.0	7,200.0
UBS JARDIM LOURDES	5,610.0	6,000.0	93.50%	4,929.0	6,000.0
UBS VILA CARIOCA	3,071.0	3,600.0	85.31%	3,072.0	3,600.0
UBS VILA CAMPESTRE	6,020.0	6,000.0	100.33%	5,238.0	6,000.0
UBS VILA CANAÃ	4,147.0	3,600.0	115.19%	3,253.0	3,600.0
UBS HELIÓPOLIS	-	-	-	-	-
<b>TOTAL</b>	<b>46,982.0</b>	<b>52,800.0</b>	<b>88.98%</b>	<b>45,288.0</b>	<b>52,800.0</b>

**SERVIÇO: 0001-ESF - ESTRATÉGIA S**

**CONTRATO: R005/2015-REDE ASSI**

UBS JARDIM DA SAÚDE - NEUSA RO		1.0			1.0
UBS VILA SANTA CATARINA		5.0			5.0
UBS AURÉLIO MELLONE		3.0			3.0
UBS ÁGUA FUNDA		3.0			5.0
UBS CUPECÊ - DR. WALDOMIRO PR					
UBS JARDIM SECKLER	-	-	-	-	-
UBS LUIZ ERNESTO MAZZONI		2.0			2.0
UBS PARQUE IMPERIAL - MANOEL		3.0			3.0
UBS ALMIRANTE DELLAMARE		6.0			6.0
AMA/UBS INTEGRADA VILA CLARA		6.0			6.0
UBS JARDIM LOURDES		5.0			5.0
UBS VILA CARIOCA		4.0			4.0
UBS VILA CAMPESTRE		5.0			5.0
UBS VILA CANAÃ		3.0			3.0
UBS HELIÓPOLIS					
<b>TOTAL</b>		<b>46.0</b>			<b>48.0</b>

**SERVIÇO: 0001-ESF - ESTRATÉGIA S**

**CONTRATO: R005/2015-REDE ASSI**

UBS VILA SANTA CATARINA	413.0	600.0	68.83%	468.0	600.0
UBS AURÉLIO MELLONE	140.0	216.0	64.81%	208.0	216.0
UBS ÁGUA FUNDA	221.0	216.0	102.31%	223.0	216.0
UBS CUPECÊ - DR. WALDOMIRO PR					
UBS JARDIM SECKLER	-	-	-	-	-
UBS LUIZ ERNESTO MAZZONI	229.0	216.0	106.02%	222.0	216.0
UBS PARQUE IMPERIAL - MANOEL					
AMA/UBS INTEGRADA VILA CLARA	490.0	624.0	78.53%	457.0	624.0
UBS JARDIM LOURDES	409.0	432.0	94.68%	397.0	432.0
UBS VILA CAMPESTRE	562.0	600.0	93.67%	437.0	600.0

UBS VILA CANAÃ	144.0	216.0	66.67%	182.0	216.0
UBS HELIÓPOLIS					
<b>TOTAL</b>	<b>2,608.0</b>	<b>3,120.0</b>	<b>83.59%</b>	<b>2,594.0</b>	<b>3,120.0</b>
<b>SERVIÇO: 0001-ESF - ESTRATÉGIA S</b>					
<b>CONTRATO: R005/2015-REDE ASSI</b>					
UBS VILA SANTA CATARINA	1,523.0	2,100.0	72.52%	1,624.0	2,100.0
UBS AURÉLIO MELLONE	642.0	756.0	84.92%	967.0	756.0
UBS ÁGUA FUNDA	1,060.0	756.0	140.21%	1,137.0	756.0
UBS CUPECÊ - DR. WALDOMIRO PR					
UBS JARDIM SECKLER	-	-	-	-	-
UBS LUIZ ERNESTO MAZZONI	809.0	756.0	107.01%	789.0	756.0
UBS PARQUE IMPERIAL - MANOEL					
AMA/UBS INTEGRADA VILA CLARA	1,829.0	2,184.0	83.75%	1,762.0	2,184.0
UBS JARDIM LOURDES	1,466.0	1,512.0	96.96%	1,532.0	1,512.0
UBS VILA CAMPESTRE	1,789.0	2,100.0	85.19%	1,485.0	2,100.0
UBS VILA CANAÃ	705.0	756.0	93.25%	653.0	756.0
UBS HELIÓPOLIS	-	-	-	-	-
<b>TOTAL</b>	<b>9,823.0</b>	<b>10,920.0</b>	<b>89.95%</b>	<b>9,949.0</b>	<b>10,920.0</b>
<b>SERVIÇO: 0001-ESF - ESTRATÉGIA S</b>					
<b>CONTRATO: R005/2015-REDE ASSI</b>					
UBS ÁGUA FUNDA	-	-	-	-	-
UBS HELIÓPOLIS	-	-	-	-	-
<b>TOTAL</b>					
<b>SERVIÇO: 0001-ESF - ESTRATÉGIA S</b>					
<b>CONTRATO: R005/2015-REDE ASSI</b>					
UBS ÁGUA FUNDA	-	-	-	-	-
UBS HELIÓPOLIS	-	-	-	-	-
<b>TOTAL</b>					
<b>SERVIÇO: 0002-AMA - ASSISTÊNCI/</b>					
<b>CONTRATO: R005/2015-REDE ASSI</b>					
AMA SANTA CRUZ	-	-	-	-	-
<b>TOTAL</b>					
<b>SERVIÇO: 0002-AMA - ASSISTÊNCI/</b>					
<b>CONTRATO: R005/2015-REDE ASSI</b>					
AMA SANTA CRUZ	-	-	-	-	-
<b>TOTAL</b>					
<b>SERVIÇO: 0002-AMA - ASSISTÊNCI/</b>					
<b>CONTRATO: R005/2015-REDE ASSI</b>					
AMA SANTA CRUZ	-	-	-	-	-
<b>TOTAL</b>					
<b>SERVIÇO: 0003-AMA - ESPECIALID/</b>					
<b>CONTRATO: R005/2015-REDE ASSI</b>					
AMA ESPECIALIDADES VILA DAS MI	566.0	678.0	83.48%	585.0	678.0
<b>TOTAL</b>	<b>566.0</b>	<b>678.0</b>	<b>83.48%</b>	<b>585.0</b>	<b>678.0</b>
<b>SERVIÇO: 0003-AMA - ESPECIALID/</b>					

<b>CONTRATO: R005/2015-REDE ASSI</b>					
AMA ESPECIALIDADES VILA DAS MI	337.0	424.0	79.48%	498.0	424.0
<b>TOTAL</b>	<b>337.0</b>	<b>424.0</b>	<b>79.48%</b>	<b>498.0</b>	<b>424.0</b>
<b>SERVIÇO: 0003-AMA - ESPECIALIDA</b>					
<b>CONTRATO: R005/2015-REDE ASSI</b>					
AMA ESPECIALIDADES VILA DAS MI	526.0	575.0	91.48%	593.0	575.0
<b>TOTAL</b>	<b>526.0</b>	<b>575.0</b>	<b>91.48%</b>	<b>593.0</b>	<b>575.0</b>
<b>SERVIÇO: 0003-AMA - ESPECIALIDA</b>					
<b>CONTRATO: R005/2015-REDE ASSI</b>					
AMA ESPECIALIDADES VILA DAS MI	649.0	690.0	94.06%	710.0	690.0
<b>TOTAL</b>	<b>649.0</b>	<b>690.0</b>	<b>94.06%</b>	<b>710.0</b>	<b>690.0</b>
<b>SERVIÇO: 0003-AMA - ESPECIALIDA</b>					
<b>CONTRATO: R005/2015-REDE ASSI</b>					
AMA ESPECIALIDADES VILA DAS MI	97.0	115.0	84.35%	106.0	115.0
<b>TOTAL</b>	<b>97.0</b>	<b>115.0</b>	<b>84.35%</b>	<b>106.0</b>	<b>115.0</b>
<b>SERVIÇO: 0003-AMA - ESPECIALIDA</b>					
<b>CONTRATO: R005/2015-REDE ASSI</b>					
AMA ESPECIALIDADES VILA DAS MI	494.0	575.0	85.91%	420.0	575.0
<b>TOTAL</b>	<b>494.0</b>	<b>575.0</b>	<b>85.91%</b>	<b>420.0</b>	<b>575.0</b>
<b>SERVIÇO: 0003-AMA - ESPECIALIDA</b>					
<b>CONTRATO: R005/2015-REDE ASSI</b>					
AMA ESPECIALIDADES VILA DAS MI	813.0	690.0	117.83%	629.0	690.0
<b>TOTAL</b>	<b>813.0</b>	<b>690.0</b>	<b>117.83%</b>	<b>629.0</b>	<b>690.0</b>
<b>SERVIÇO: 0003-AMA - ESPECIALIDA</b>					
<b>CONTRATO: R005/2015-REDE ASSI</b>					
AMA ESPECIALIDADES VILA DAS MI	664.0	690.0	96.23%	509.0	690.0
<b>TOTAL</b>	<b>664.0</b>	<b>690.0</b>	<b>96.23%</b>	<b>509.0</b>	<b>690.0</b>
<b>SERVIÇO: 0003-AMA - ESPECIALIDA</b>					
<b>CONTRATO: R005/2015-REDE ASSI</b>					
AMA ESPECIALIDADES VILA DAS MI	100.0	115.0	86.96%	106.0	115.0
<b>TOTAL</b>	<b>100.0</b>	<b>115.0</b>	<b>86.96%</b>	<b>106.0</b>	<b>115.0</b>
<b>SERVIÇO: 0003-AMA - ESPECIALIDA</b>					
<b>CONTRATO: R005/2015-REDE ASSI</b>					
AMA ESPECIALIDADES VILA DAS MI	84.0	79.0	106.33%	67.0	79.0
<b>TOTAL</b>	<b>84.0</b>	<b>79.0</b>	<b>106.33%</b>	<b>67.0</b>	<b>79.0</b>
<b>SERVIÇO: 0003-AMA - ESPECIALIDA</b>					
<b>CONTRATO: R005/2015-REDE ASSI</b>					
AMA ESPECIALIDADES VILA DAS MI	151.0	115.0	131.30%	99.0	115.0
<b>TOTAL</b>	<b>151.0</b>	<b>115.0</b>	<b>131.30%</b>	<b>99.0</b>	<b>115.0</b>
<b>SERVIÇO: 0005-CAPS II ADULTO / F</b>					
<b>CONTRATO: R005/2015-REDE ASSI</b>					
CAPS ADULTO II JABAQUARA	-	-	-	-	-
CAPS ADULTO II V. MONUMENTO	388.0	250.0	155.20%	408.0	250.0
<b>TOTAL</b>	<b>388.0</b>	<b>250.0</b>	<b>155.20%</b>	<b>408.0</b>	<b>250.0</b>
<b>SERVIÇO: 0006-CAPS II ÁLCOOL E D</b>					

<b>CONTRATO: R005/2015-REDE ASSI</b>					
CAPS ÁLCOOL DROGAS II IPIRANGA	-	-	-	-	-
CAPS ÁLCOOL E DROGAS II SACOM	226.0	250.0	90.40%	226.0	250.0
<b>TOTAL</b>	<b>226.0</b>	<b>250.0</b>	<b>90.40%</b>	<b>226.0</b>	<b>250.0</b>
<b>SERVIÇO: 0009-PAI - PROGRAMA I</b>					
<b>CONTRATO: R005/2015-REDE ASSI</b>					
AMA/UBS INTEGRADA SÃO VICENT	120.0	120.0	100.00%	119.0	120.0
UBS JARDIM LOURDES	119.0	120.0	99.17%	120.0	120.0
<b>TOTAL</b>	<b>239.0</b>	<b>240.0</b>	<b>99.58%</b>	<b>239.0</b>	<b>240.0</b>
<b>SERVIÇO: 0013-UBS - UNIDADE BÁ</b>					
<b>CONTRATO: R005/2015-REDE ASSI</b>					
UBS DR. GERALDO DA SILVA FERRE					
UBS JARDIM SECKLER	883.0	1,052.0	83.94%	847.0	1,052.0
AMA/UBS INTEGRADA SÃO VICENT	863.0	789.0	109.38%	803.0	789.0
UBS VILA ARAPUÁ	782.0	789.0	99.11%	692.0	789.0
UBS VILA DAS MERCÊS	835.0	789.0	105.83%	789.0	789.0
UBS VILA MORAES - DR. JOÃO PAU	-	-	-	-	-
AMA/UBS INTEGRADA VILA MORA	922.0	1,052.0	87.64%	858.0	1,052.0
UBS VILA CANAÃ					
<b>TOTAL</b>	<b>4,285.0</b>	<b>4,471.0</b>	<b>95.84%</b>	<b>3,989.0</b>	<b>4,471.0</b>
<b>SERVIÇO: 0013-UBS - UNIDADE BÁ</b>					
<b>CONTRATO: R005/2015-REDE ASSI</b>					
UBS DR. GERALDO DA SILVA FERRE					
UBS JARDIM SECKLER	402.0	526.0	76.43%	395.0	526.0
AMA/UBS INTEGRADA SÃO VICENT	487.0	526.0	92.59%	495.0	526.0
UBS VILA ARAPUÁ	243.0	263.0	92.40%	177.0	263.0
UBS VILA DAS MERCÊS	265.0	526.0	50.38%	250.0	526.0
UBS VILA MORAES - DR. JOÃO PAU	-	-	-	-	-
AMA/UBS INTEGRADA VILA MORA	380.0	526.0	72.24%	458.0	526.0
UBS VILA CANAÃ	-	-	-	-	-
<b>TOTAL</b>	<b>1,777.0</b>	<b>2,367.0</b>	<b>75.07%</b>	<b>1,775.0</b>	<b>2,367.0</b>
<b>SERVIÇO: 0013-UBS - UNIDADE BÁ</b>					
<b>CONTRATO: R005/2015-REDE ASSI</b>					
UBS DR. GERALDO DA SILVA FERRE					
UBS JARDIM SECKLER	382.0	526.0	72.62%	473.0	526.0
AMA/UBS INTEGRADA SÃO VICENT	248.0	263.0	94.30%	305.0	263.0
UBS VILA ARAPUÁ	193.0	263.0	73.38%	230.0	263.0
UBS VILA DAS MERCÊS	289.0	263.0	109.89%	269.0	263.0
UBS VILA MORAES - DR. JOÃO PAU	-	-	-	-	-
AMA/UBS INTEGRADA VILA MORA	266.0	263.0	101.14%	384.0	263.0
UBS VILA CANAÃ	-	-	-	-	-
<b>TOTAL</b>	<b>1,378.0</b>	<b>1,578.0</b>	<b>87.33%</b>	<b>1,661.0</b>	<b>1,578.0</b>
<b>SERVIÇO: 0013-UBS - UNIDADE BÁ</b>					
<b>CONTRATO: R005/2015-REDE ASSI</b>					
AMA/UBS INTEGRADA SÃO VICENT	157.0	125.0	125.60%	167.0	125.0

UBS VILA DAS MERCÊS	-	-	-	-	-
<b>TOTAL</b>	<b>157.0</b>	<b>125.0</b>	<b>125.60%</b>	<b>167.0</b>	<b>125.0</b>
<b>SERVIÇO: 0013-UBS - UNIDADE BÁ</b>					
<b>CONTRATO: R005/2015-REDE ASSI</b>					
UBS DR. GERALDO DA SILVA FERRE					
UBS VILA MORAES - DR. JOÃO PAU	-	-	-	-	-
UBS VILA CANAÃ	-	-	-	-	-
<b>TOTAL</b>					
<b>SERVIÇO: 0013-UBS - UNIDADE BÁ</b>					
<b>CONTRATO: R005/2015-REDE ASSI</b>					
UBS JARDIM SECKLER	269.0	272.0	98.90%	230.0	272.0
AMA/UBS INTEGRADA SÃO VICENT	325.0	240.0	135.42%	298.0	240.0
UBS VILA ARAPUÁ	180.0	272.0	66.18%	257.0	272.0
UBS VILA DAS MERCÊS	386.0	480.0	80.42%	548.0	480.0
UBS VILA MORAES - DR. JOÃO PAU	-	-	-	-	-
AMA/UBS INTEGRADA VILA MORA	391.0	544.0	71.88%	416.0	544.0
UBS VILA CANAÃ	-	-	-	-	-
<b>TOTAL</b>	<b>1,551.0</b>	<b>1,808.0</b>	<b>85.79%</b>	<b>1,749.0</b>	<b>1,808.0</b>
<b>SERVIÇO: 0013-UBS - UNIDADE BÁ</b>					
<b>CONTRATO: R005/2015-REDE ASSI</b>					
UBS JARDIM SECKLER	668.0	872.0	76.61%	494.0	872.0
AMA/UBS INTEGRADA SÃO VICENT	801.0	840.0	95.36%	1,021.0	840.0
UBS VILA ARAPUÁ	633.0	872.0	72.59%	850.0	872.0
UBS VILA DAS MERCÊS	1,197.0	1,680.0	71.25%	1,645.0	1,680.0
UBS VILA MORAES - DR. JOÃO PAU	-	-	-	-	-
AMA/UBS INTEGRADA VILA MORA	1,258.0	1,744.0	72.13%	1,288.0	1,744.0
UBS VILA CANAÃ					
<b>TOTAL</b>	<b>4,557.0</b>	<b>6,008.0</b>	<b>75.85%</b>	<b>5,298.0</b>	<b>6,008.0</b>
<b>SERVIÇO: 0016-APOIO DIAGNÓSTI</b>					
<b>CONTRATO: R005/2015-REDE ASSI</b>					
AMA ESPECIALIDADES VILA DAS MI	224.0	250.0	89.60%	215.0	250.0
<b>TOTAL</b>	<b>224.0</b>	<b>250.0</b>	<b>89.60%</b>	<b>215.0</b>	<b>250.0</b>
<b>SERVIÇO: 0016-APOIO DIAGNÓSTI</b>					
<b>CONTRATO: R005/2015-REDE ASSI</b>					
AMA ESPECIALIDADES VILA DAS MI	131.0	180.0	72.78%	195.0	180.0
<b>TOTAL</b>	<b>131.0</b>	<b>180.0</b>	<b>72.78%</b>	<b>195.0</b>	<b>180.0</b>
<b>SERVIÇO: 0016-APOIO DIAGNÓSTI</b>					
<b>CONTRATO: R005/2015-REDE ASSI</b>					
AMA ESPECIALIDADES VILA DAS MI	95.0	100.0	95.00%	93.0	100.0
<b>TOTAL</b>	<b>95.0</b>	<b>100.0</b>	<b>95.00%</b>	<b>93.0</b>	<b>100.0</b>
<b>SERVIÇO: 0016-APOIO DIAGNÓSTI</b>					
<b>CONTRATO: R005/2015-REDE ASSI</b>					
AMA ESPECIALIDADES VILA DAS MI	978.0			872.0	
<b>TOTAL</b>	<b>978.0</b>			<b>872.0</b>	
<b>SERVIÇO: 0016-APOIO DIAGNÓSTI</b>					

<b>CONTRATO: R005/2015-REDE ASSI</b>					
AMA ESPECIALIDADES VILA DAS MI	36.0	40.0	90.00%	24.0	40.0
<b>TOTAL</b>	<b>36.0</b>	<b>40.0</b>	<b>90.00%</b>	<b>24.0</b>	<b>40.0</b>
<b>SERVIÇO: 0016-APOIO DIAGNÓSTI</b>					
<b>CONTRATO: R005/2015-REDE ASSI</b>					
AMA ESPECIALIDADES VILA DAS MI	112.0	150.0	74.67%	97.0	150.0
<b>TOTAL</b>	<b>112.0</b>	<b>150.0</b>	<b>74.67%</b>	<b>97.0</b>	<b>150.0</b>
<b>SERVIÇO: 0016-APOIO DIAGNÓSTI</b>					
<b>CONTRATO: R005/2015-REDE ASSI</b>					
AMA ESPECIALIDADES VILA DAS MI	444.0	450.0	98.67%	432.0	450.0
<b>TOTAL</b>	<b>444.0</b>	<b>450.0</b>	<b>98.67%</b>	<b>432.0</b>	<b>450.0</b>
<b>SERVIÇO: 0016-APOIO DIAGNÓSTI</b>					
<b>CONTRATO: R005/2015-REDE ASSI</b>					
AMA ESPECIALIDADES VILA DAS MI	298.0	300.0	99.33%	296.0	300.0
<b>TOTAL</b>	<b>298.0</b>	<b>300.0</b>	<b>99.33%</b>	<b>296.0</b>	<b>300.0</b>
<b>SERVIÇO: 0016-APOIO DIAGNÓSTI</b>					
<b>CONTRATO: R005/2015-REDE ASSI</b>					
AMA ESPECIALIDADES VILA DAS MI	102.0			116.0	
<b>TOTAL</b>	<b>102.0</b>			<b>116.0</b>	
<b>SERVIÇO: 0018-ATENÇÃO DOMICIL</b>					
<b>CONTRATO: R005/2015-REDE ASSI</b>					
UBS VILA DAS MERCÊS	92.0	90.0	102.22%	94.0	90.0
<b>TOTAL</b>	<b>92.0</b>	<b>90.0</b>	<b>102.22%</b>	<b>94.0</b>	<b>90.0</b>
<b>SERVIÇO: 0020-CAPS II INFANTO JU</b>					
<b>CONTRATO: R005/2015-REDE ASSI</b>					
CAPS INFANTOJUVENIL HELIÓPOLIS	-	-	-	-	-
<b>TOTAL</b>					
<b>SERVIÇO: 0021-URSI - UNIDADE DE</b>					
<b>CONTRATO: R005/2015-REDE ASSI</b>					
AMA/UBS INTEGRADA SÃO VICENT	77.0	77.0	100.00%	78.0	77.0
<b>TOTAL</b>	<b>77.0</b>	<b>77.0</b>	<b>100.00%</b>	<b>78.0</b>	<b>77.0</b>
<b>SERVIÇO: 0021-URSI - UNIDADE DE</b>					
<b>CONTRATO: R005/2015-REDE ASSI</b>					
AMA/UBS INTEGRADA SÃO VICENT	17.0	100.0	17.00%	0.0	100.0
<b>TOTAL</b>	<b>17.0</b>	<b>100.0</b>	<b>17.00%</b>	<b>0.0</b>	<b>100.0</b>
<b>SERVIÇO: 0021-URSI - UNIDADE DE</b>					
<b>CONTRATO: R005/2015-REDE ASSI</b>					
AMA/UBS INTEGRADA SÃO VICENT	30.0	32.0	93.75%	49.0	32.0
<b>TOTAL</b>	<b>30.0</b>	<b>32.0</b>	<b>93.75%</b>	<b>49.0</b>	<b>32.0</b>
<b>SERVIÇO: 0022-PSM/PA - PRONTO</b>					
<b>CONTRATO: R005/2015-REDE ASSI</b>					
PSM AUGUSTO GOMES DE MATTO	3,117.0			3,066.0	
<b>TOTAL</b>	<b>3,117.0</b>			<b>3,066.0</b>	
<b>SERVIÇO: 0022-PSM/PA - PRONTO</b>					
<b>CONTRATO: R005/2015-REDE ASSI</b>					

PSM AUGUSTO GOMES DE MATTO:	7,725.0			7,611.0	
<b>TOTAL</b>	<b>7,725.0</b>			<b>7,611.0</b>	
<b>SERVIÇO: 0022-PSM/PA - PRONTO</b>					
<b>CONTRATO: R005/2015-REDE ASSI</b>					
PSM AUGUSTO GOMES DE MATTO:	191.0			198.0	
<b>TOTAL</b>	<b>191.0</b>			<b>198.0</b>	
<b>SERVIÇO: 0033-UAA - UNIDADE DE</b>					
<b>CONTRATO: R005/2015-REDE ASSI</b>					
UNIDADE DE ACOLHIMENTO ADUL	248.0			280.0	
UNIDADE DE ACOLHIMENTO ADUL	310.0			252.0	
UNIDADE DE ACOLHIMENTO ADUL	310.0			252.0	
<b>TOTAL</b>	<b>868.0</b>			<b>784.0</b>	
<b>SERVIÇO: 0033-UAA - UNIDADE DE</b>					
<b>CONTRATO: R005/2015-REDE ASSI</b>					
UNIDADE DE ACOLHIMENTO ADUL	310.0			280.0	
UNIDADE DE ACOLHIMENTO ADUL	310.0			280.0	
UNIDADE DE ACOLHIMENTO ADUL	310.0			280.0	
<b>TOTAL</b>	<b>930.0</b>			<b>840.0</b>	
<b>SERVIÇO: 0033-UAA - UNIDADE DE</b>					
<b>CONTRATO: R005/2015-REDE ASSI</b>					
UNIDADE DE ACOLHIMENTO ADUL	80.0			100.0	
UNIDADE DE ACOLHIMENTO ADUL	100.0			90.0	
UNIDADE DE ACOLHIMENTO ADUL	100.0			90.0	
<b>TOTAL</b>	<b>280.0</b>			<b>280.0</b>	
<b>SERVIÇO: 0033-UAA - UNIDADE DE</b>					
<b>CONTRATO: R005/2015-REDE ASSI</b>					
UNIDADE DE ACOLHIMENTO ADUL		10.0			10.0
UNIDADE DE ACOLHIMENTO ADUL		10.0			10.0
UNIDADE DE ACOLHIMENTO ADUL		10.0			10.0
<b>TOTAL</b>		<b>30.0</b>			<b>30.0</b>
<b>SERVIÇO: 0035-SRT I - SERVIÇO RE:</b>					
<b>CONTRATO: R005/2015-REDE ASSI</b>					
RESIDÊNCIA TERAPÊUTICA JABAQU	8.0	8.0	100.00%	8.0	8.0
RESIDÊNCIA TERAPÊUTICA VILA MC	8.0	8.0	100.00%	8.0	8.0
<b>TOTAL</b>	<b>16.0</b>	<b>16.0</b>	<b>100.00%</b>	<b>16.0</b>	<b>16.0</b>
<b>SERVIÇO: 0035-SRT I - SERVIÇO RE:</b>					
<b>CONTRATO: R005/2015-REDE ASSI</b>					
RESIDÊNCIA TERAPÊUTICA JABAQU	8.0			8.0	
RESIDÊNCIA TERAPÊUTICA VILA MC	8.0			8.0	
<b>TOTAL</b>	<b>16.0</b>			<b>16.0</b>	
<b>SERVIÇO: 0035-SRT I - SERVIÇO RE:</b>					
<b>CONTRATO: R005/2015-REDE ASSI</b>					
RESIDÊNCIA TERAPÊUTICA JABAQU	100.0			100.0	
RESIDÊNCIA TERAPÊUTICA VILA MC	-	-	-	-	-
<b>TOTAL</b>	<b>100.0</b>			<b>100.0</b>	

<b>SERVIÇO: 0037-UBS MISTA / PROD</b>					
<b>CONTRATO: R005/2015-REDE ASSI</b>					
UBS VILA CANAÃ	-	-	-	-	-
<b>TOTAL</b>					
<b>SERVIÇO: 0037-UBS MISTA / PROD</b>					
<b>CONTRATO: R005/2015-REDE ASSI</b>					
AMA/UBS INTEGRADA AMERICANC		4.0			4.0
UBS DR EDUARDO ROMANO RESCH		6.0			6.0
AMA/UBS INTEGRADA CUPECÊ - DI		3.0			3.0
UBS JARDIM SECKLER	-	-	-	-	-
AMA/UBS INTEGRADA PARQUE BR		3.0			3.0
UBS PARQUE IMPERIAL - MANOEL	-	-	-	-	-
UBS SACOMÃ		6.0			6.0
UBS VILA MORAES - DR. JOÃO PAU	-	-	-	-	-
UBS VILA CANAÃ	-	-	-	-	-
<b>TOTAL</b>		<b>22.0</b>			<b>22.0</b>
<b>SERVIÇO: 0037-UBS MISTA / PROD</b>					
<b>CONTRATO: R005/2015-REDE ASSI</b>					
AMA/UBS INTEGRADA AMERICANC	1,092.0	1,664.0	65.63%	1,098.0	1,664.0
UBS DR EDUARDO ROMANO RESCH	2,047.0	2,496.0	82.01%	1,710.0	2,496.0
AMA/UBS INTEGRADA CUPECÊ - DI	1,145.0	1,082.0	105.82%	997.0	1,082.0
UBS JARDIM SECKLER	-	-	-	-	-
AMA/UBS INTEGRADA PARQUE BR	1,272.0	1,082.0	117.56%	874.0	1,082.0
UBS PARQUE IMPERIAL - MANOEL	-	-	-	-	-
UBS SACOMÃ	1,582.0	2,413.0	65.56%	1,607.0	2,413.0
UBS VILA MORAES - DR. JOÃO PAU	-	-	-	-	-
UBS VILA CANAÃ	-	-	-	-	-
<b>TOTAL</b>	<b>7,138.0</b>	<b>8,737.0</b>	<b>81.70%</b>	<b>6,286.0</b>	<b>8,737.0</b>
<b>SERVIÇO: 0037-UBS MISTA / PROD</b>					
<b>CONTRATO: R005/2015-REDE ASSI</b>					
AMA/UBS INTEGRADA AMERICANC	566.0	333.0	169.97%	439.0	333.0
<b>TOTAL</b>	<b>566.0</b>	<b>333.0</b>	<b>169.97%</b>	<b>439.0</b>	<b>333.0</b>
<b>SERVIÇO: 0037-UBS MISTA / PROD</b>					
<b>CONTRATO: R005/2015-REDE ASSI</b>					
AMA/UBS INTEGRADA AMERICANC	441.0	624.0	70.67%	553.0	624.0
UBS DR EDUARDO ROMANO RESCH	844.0	936.0	90.17%	741.0	936.0
AMA/UBS INTEGRADA DR. GERALD	-	-	-	-	-
AMA/UBS INTEGRADA CUPECÊ - DI	410.0	468.0	87.61%	439.0	468.0
UBS JARDIM SECKLER	-	-	-	-	-
AMA/UBS INTEGRADA PARQUE BR	349.0	468.0	74.57%	171.0	468.0
UBS PARQUE IMPERIAL - MANOEL	-	-	-	-	-
UBS SACOMÃ	919.0	936.0	98.18%	830.0	936.0
UBS VILA MORAES - DR. JOÃO PAU	-	-	-	-	-
<b>TOTAL</b>	<b>2,963.0</b>	<b>3,432.0</b>	<b>86.33%</b>	<b>2,734.0</b>	<b>3,432.0</b>
<b>SERVIÇO: 0037-UBS MISTA / PROD</b>					

<b>CONTRATO: R005/2015-REDE ASSI</b>					
AMA/UBS INTEGRADA AMERICANC	4,762.0	4,800.0	99.21%	4,286.0	4,800.0
UBS DR EDUARDO ROMANO RESCH	5,570.0	7,000.0	79.57%	6,794.0	7,000.0
AMA/UBS INTEGRADA DR. GERALD	-	-	-	-	-
AMA/UBS INTEGRADA CUPECÊ - DI	3,560.0	3,600.0	98.89%	2,650.0	3,600.0
UBS JARDIM SECKLER	-	-	-	-	-
AMA/UBS INTEGRADA PARQUE BR	3,137.0	3,800.0	82.55%	2,707.0	3,800.0
UBS PARQUE IMPERIAL - MANOEL	-	-	-	-	-
UBS SACOMÃ	6,114.0	6,600.0	92.64%	5,806.0	6,600.0
UBS VILA MORAES - DR. JOÃO PAU	-	-	-	-	-
UBS VILA CANAÃ	-	-	-	-	-
<b>TOTAL</b>	<b>23,143.0</b>	<b>25,800.0</b>	<b>89.70%</b>	<b>22,243.0</b>	<b>25,800.0</b>
<b>SERVIÇO: 0037-UBS MISTA / PROD</b>					
<b>CONTRATO: R005/2015-REDE ASSI</b>					
AMA/UBS INTEGRADA AMERICANC	449.0	408.0	110.05%	406.0	408.0
UBS DR EDUARDO ROMANO RESCH	427.0	408.0	104.66%	348.0	408.0
AMA/UBS INTEGRADA CUPECÊ - DI	245.0	216.0	113.43%	214.0	216.0
UBS JARDIM SECKLER	-	-	-	-	-
UBS PARQUE IMPERIAL - MANOEL	-	-	-	-	-
UBS SACOMÃ	396.0	408.0	97.06%	374.0	408.0
UBS VILA CANAÃ	-	-	-	-	-
<b>TOTAL</b>	<b>1,517.0</b>	<b>1,440.0</b>	<b>105.35%</b>	<b>1,342.0</b>	<b>1,440.0</b>
<b>SERVIÇO: 0037-UBS MISTA / PROD</b>					
<b>CONTRATO: R005/2015-REDE ASSI</b>					
AMA/UBS INTEGRADA AMERICANC	1,633.0	1,428.0	114.36%	1,838.0	1,428.0
UBS DR EDUARDO ROMANO RESCH	2,038.0	1,428.0	142.72%	1,741.0	1,428.0
AMA/UBS INTEGRADA CUPECÊ - DI	852.0	756.0	112.70%	856.0	756.0
UBS JARDIM SECKLER	-	-	-	-	-
UBS PARQUE IMPERIAL - MANOEL	-	-	-	-	-
UBS SACOMÃ	1,595.0	1,428.0	111.69%	1,297.0	1,428.0
UBS VILA CANAÃ	-	-	-	-	-
<b>TOTAL</b>	<b>6,118.0</b>	<b>5,040.0</b>	<b>121.39%</b>	<b>5,732.0</b>	<b>5,040.0</b>
<b>SERVIÇO: 0037-UBS MISTA / PROD</b>					
<b>CONTRATO: R005/2015-REDE ASSI</b>					
AMA/UBS INTEGRADA AMERICANC	-	-	-	-	-
UBS DR EDUARDO ROMANO RESCH	370.0	263.0	140.68%	431.0	263.0
AMA/UBS INTEGRADA DR. GERALD	-	-	-	-	-
AMA/UBS INTEGRADA CUPECÊ - DI	2,063.0	526.0	392.21%	1,817.0	526.0
UBS JARDIM SECKLER	-	-	-	-	-
AMA/UBS INTEGRADA PARQUE BR	647.0	526.0	123.00%	561.0	526.0
UBS SACOMÃ	663.0	1,052.0	63.02%	830.0	1,052.0
UBS VILA MORAES - DR. JOÃO PAU	-	-	-	-	-
UBS VILA CANAÃ	-	-	-	-	-
<b>TOTAL</b>	<b>3,743.0</b>	<b>2,367.0</b>	<b>158.13%</b>	<b>3,639.0</b>	<b>2,367.0</b>
<b>SERVIÇO: 0037-UBS MISTA / PROD</b>					

<b>CONTRATO: R005/2015-REDE ASSI</b>					
AMA/UBS INTEGRADA AMERICANC	255.0	263.0	96.96%	152.0	263.0
UBS DR EDUARDO ROMANO RESCH	155.0	263.0	58.94%	202.0	263.0
AMA/UBS INTEGRADA DR. GERALD	-	-	-	-	-
AMA/UBS INTEGRADA CUPECÊ - DI	257.0	526.0	48.86%	259.0	526.0
UBS JARDIM SECKLER	-	-	-	-	-
AMA/UBS INTEGRADA PARQUE BR	307.0	263.0	116.73%	185.0	263.0
UBS PARQUE IMPERIAL - MANOEL	-	-	-	-	-
UBS SACOMÃ	406.0	263.0	154.37%	236.0	263.0
UBS VILA MORAES - DR. JOÃO PAU	-	-	-	-	-
UBS VILA CANAÃ	-	-	-	-	-
<b>TOTAL</b>	<b>1,380.0</b>	<b>1,578.0</b>	<b>87.45%</b>	<b>1,034.0</b>	<b>1,578.0</b>

<b>SERVIÇO: 0037-UBS MISTA / PROD</b>					
<b>CONTRATO: R005/2015-REDE ASSI</b>					
AMA/UBS INTEGRADA AMERICANC	223.0	263.0	84.79%	270.0	263.0
UBS DR EDUARDO ROMANO RESCH	89.0	526.0	16.92%	-	526.0
AMA/UBS INTEGRADA DR. GERALD	-	-	-	-	-
AMA/UBS INTEGRADA CUPECÊ - DI	476.0	526.0	90.49%	621.0	526.0
AMA/UBS INTEGRADA PARQUE BR	393.0	789.0	49.81%	371.0	789.0
UBS SACOMÃ	665.0	526.0	126.43%	548.0	526.0
UBS VILA MORAES - DR. JOÃO PAU	-	-	-	-	-
UBS VILA CANAÃ	-	-	-	-	-
<b>TOTAL</b>	<b>1,846.0</b>	<b>2,630.0</b>	<b>70.19%</b>	<b>1,810.0</b>	<b>2,630.0</b>

<b>SERVIÇO: 0037-UBS MISTA / PROD</b>					
<b>CONTRATO: R005/2015-REDE ASSI</b>					
AMA/UBS INTEGRADA AMERICANC	97.0	125.0	77.60%	35.0	125.0
UBS DR EDUARDO ROMANO RESCH	109.0	125.0	87.20%	191.0	125.0
UBS VILA MORAES - DR. JOÃO PAU	-	-	-	-	-
UBS VILA CANAÃ	-	-	-	-	-
<b>TOTAL</b>	<b>206.0</b>	<b>250.0</b>	<b>82.40%</b>	<b>226.0</b>	<b>250.0</b>

<b>SERVIÇO: 0037-UBS MISTA / PROD</b>					
<b>CONTRATO: R005/2015-REDE ASSI</b>					
AMA/UBS INTEGRADA CUPECÊ - DI	252.0	288.0	87.50%	154.0	288.0
UBS JARDIM SECKLER	-	-	-	-	-
AMA/UBS INTEGRADA PARQUE BR	266.0	288.0	92.36%	250.0	288.0
UBS PARQUE IMPERIAL - MANOEL	-	-	-	-	-
UBS SACOMÃ	196.0	352.0	55.68%	61.0	352.0
UBS VILA MORAES - DR. JOÃO PAU	-	-	-	-	-
UBS VILA CANAÃ	-	-	-	-	-
<b>TOTAL</b>	<b>714.0</b>	<b>928.0</b>	<b>76.94%</b>	<b>465.0</b>	<b>928.0</b>

<b>SERVIÇO: 0037-UBS MISTA / PROD</b>					
<b>CONTRATO: R005/2015-REDE ASSI</b>					
AMA/UBS INTEGRADA CUPECÊ - DI	934.0	1,008.0	92.66%	636.0	1,008.0
UBS JARDIM SECKLER	-	-	-	-	-
AMA/UBS INTEGRADA PARQUE BR	923.0	1,008.0	91.57%	517.0	1,008.0

UBS PARQUE IMPERIAL - MANOEL	-	-	-	-	-
UBS SACOMÃ	901.0	1,072.0	84.05%	500.0	1,072.0
UBS VILA MORAES - DR. JOÃO PAU	-	-	-	-	-
UBS VILA CANAÃ	-	-	-	-	-
<b>TOTAL</b>	<b>2,758.0</b>	<b>3,088.0</b>	<b>89.31%</b>	<b>1,653.0</b>	<b>3,088.0</b>
<b>SERVIÇO: 0039-SRT II - SERVIÇO RE</b>					
<b>CONTRATO: R005/2015-REDE ASSI</b>					
RESIDÊNCIA TERAPÊUTICA JABAQU	7.0	7.0	100.00%	7.0	7.0
RESIDÊNCIA TERAPÊUTICA IPIRANC	8.0	8.0	100.00%	8.0	8.0
<b>TOTAL</b>	<b>15.0</b>	<b>15.0</b>	<b>100.00%</b>	<b>15.0</b>	<b>15.0</b>
<b>SERVIÇO: 0039-SRT II - SERVIÇO RE</b>					
<b>CONTRATO: R005/2015-REDE ASSI</b>					
RESIDÊNCIA TERAPÊUTICA JABAQU	7.0			7.0	
RESIDÊNCIA TERAPÊUTICA IPIRANC	8.0			8.0	
<b>TOTAL</b>	<b>15.0</b>			<b>15.0</b>	
<b>SERVIÇO: 0039-SRT II - SERVIÇO RE</b>					
<b>CONTRATO: R005/2015-REDE ASSI</b>					
RESIDÊNCIA TERAPÊUTICA JABAQU	100.0			100.0	
RESIDÊNCIA TERAPÊUTICA IPIRANC	100.0			100.0	
<b>TOTAL</b>	<b>200.0</b>			<b>200.0</b>	
<b>SERVIÇO: 0044-AMA 24H - ASSISTÉ</b>					
<b>CONTRATO: R005/2015-REDE ASSI</b>					
AMA SACOMÃ	-	-	-	-	-
<b>TOTAL</b>					
<b>SERVIÇO: 0044-AMA 24H - ASSISTÉ</b>					
<b>CONTRATO: R005/2015-REDE ASSI</b>					
AMA SACOMÃ	-	-	-	-	-
<b>TOTAL</b>					
<b>SERVIÇO: 0044-AMA 24H - ASSISTÉ</b>					
<b>CONTRATO: R005/2015-REDE ASSI</b>					
AMA SACOMÃ	-	-	-	-	-
<b>TOTAL</b>					
<b>SERVIÇO: 0047-CAPS III ÁLCOOL E I</b>					
<b>CONTRATO: R005/2015-REDE ASSI</b>					
CAPS ÁLCOOL DROGAS III HELIÓPO	212.0	250.0	84.80%	208.0	250.0
<b>TOTAL</b>	<b>212.0</b>	<b>250.0</b>	<b>84.80%</b>	<b>208.0</b>	<b>250.0</b>
<b>SERVIÇO: 0053-UPA / PRODUCAO:</b>					
<b>CONTRATO: R005/2015-REDE ASSI</b>					
UPA VILA MARIANA					
<b>TOTAL</b>					
<b>SERVIÇO: 0053-UPA / PRODUCAO:</b>					
<b>CONTRATO: R005/2015-REDE ASSI</b>					
UPA VILA MARIANA					
<b>TOTAL</b>					
<b>SERVIÇO: 0053-UPA / PRODUCAO:</b>					

<b>CONTRATO: R005/2015-REDE ASSI</b>					
UPA VILA MARIANA	96.0			88.0	
<b>TOTAL</b>	<b>96.0</b>			<b>88.0</b>	
<b>SERVIÇO: 0053-UPA / PRODUCAO:</b>					
<b>CONTRATO: R005/2015-REDE ASSI</b>					
UPA VILA MARIANA					
<b>TOTAL</b>					
<b>SERVIÇO: 0053-UPA / PRODUCAO:</b>					
<b>CONTRATO: R005/2015-REDE ASSI</b>					
UPA VILA MARIANA	7,373.0			7,354.0	
<b>TOTAL</b>	<b>7,373.0</b>			<b>7,354.0</b>	
<b>SERVIÇO: 0053-UPA / PRODUCAO:</b>					
<b>CONTRATO: R005/2015-REDE ASSI</b>					
UPA VILA MARIANA					
<b>TOTAL</b>					
<b>SERVIÇO: 0056-HOTEL - MODALID/</b>					
<b>CONTRATO: R005/2015-REDE ASSI</b>					
HOTEL HELIÓPOLIS - ATÉ JUL/2019	56.0	56.0	100.00%	56.0	56.0
<b>TOTAL</b>	<b>56.0</b>	<b>56.0</b>	<b>100.00%</b>	<b>56.0</b>	<b>56.0</b>

FEV %	MAR Realizado	MAR Previsto	MAR %	ABR Realizado	ABR Previsto	ABR %	MAI Realizado
75.48%	397.0	416.0	95.43%	38.0	416.0	9.13%	0.0
65.83%	1,496.0	1,914.0	78.16%	1,398.0	1,914.0	73.04%	1,680.0
80.37%	1,122.0	1,248.0	89.90%	1,048.0	1,248.0	83.97%	969.0
76.82%	1,168.0	1,165.0	100.26%	1,661.0	1,165.0	142.58%	1,911.0
-	-	-	-	-	-	-	-
90.52%	844.0	749.0	112.68%	490.0	749.0	65.42%	749.0
64.18%	1,150.0	1,248.0	92.15%	1,042.0	1,248.0	83.49%	2,651.0
71.33%	1,193.0	1,914.0	62.33%	1,096.0	1,914.0	57.26%	1,337.0
90.12%	2,334.0	2,247.0	103.87%	2,031.0	2,247.0	90.39%	2,180.0
79.47%	1,886.0	1,997.0	94.44%	1,679.0	1,997.0	84.08%	1,480.0
77.78%	950.0	918.0	103.49%	1,009.0	918.0	109.91%	1,011.0
73.62%	1,597.0	1,914.0	83.44%	1,730.0	1,914.0	90.39%	1,247.0
71.76%	-	-	-	-	-	-	-
76.19%	14,137.0	15,730.0	89.87%	13,222.0	15,730.0	84.06%	15,215.0
-	-	-	-	-	-	-	-
69.87%	41.0	156.0	26.28%	145.0	156.0	92.95%	143.0
85.51%	689.0	780.0	88.33%	760.0	780.0	97.44%	827.0
78.42%	439.0	468.0	93.80%	405.0	468.0	86.54%	449.0
96.37%	680.0	468.0	145.30%	872.0	468.0	186.32%	897.0
-	-	-	-	-	-	-	-
100.96%	295.0	312.0	94.55%	347.0	312.0	111.22%	379.0
103.85%	398.0	468.0	85.04%	252.0	468.0	53.85%	679.0
108.97%	999.0	780.0	128.08%	974.0	780.0	124.87%	958.0
84.83%	782.0	936.0	83.55%	560.0	936.0	59.83%	709.0
85.26%	525.0	780.0	67.31%	703.0	780.0	90.13%	864.0
80.44%	447.0	441.0	101.36%	415.0	441.0	94.10%	492.0
58.97%	492.0	780.0	63.08%	399.0	780.0	51.15%	760.0
59.40%	-	-	-	-	-	-	-
85.22%	5,787.0	6,369.0	90.86%	5,832.0	6,369.0	91.57%	7,157.0
14.42%	790.0	1,200.0	65.83%	810.0	1,200.0	67.50%	986.0

95.95%	5,285.0	5,800.0	91.12%	5,506.0	5,800.0	94.93%	5,711.0
65.07%	2,800.0	3,000.0	93.33%	2,753.0	3,000.0	91.77%	2,934.0
74.18%	3,297.0	3,400.0	96.97%	3,162.0	3,400.0	93.00%	4,491.0
-	-	-	-	-	-	-	-
92.79%	2,401.0	2,400.0	100.04%	2,429.0	2,400.0	101.21%	2,406.0
88.11%	3,204.0	3,600.0	89.00%	3,044.0	3,600.0	84.56%	3,072.0
85.54%	5,608.0	6,000.0	93.47%	5,583.0	6,000.0	93.05%	5,615.0
99.96%	7,117.0	7,200.0	98.85%	7,021.0	7,200.0	97.51%	7,091.0
82.15%	4,899.0	6,000.0	81.65%	5,206.0	6,000.0	86.77%	4,538.0
85.33%	1,993.0	2,700.0	73.81%	2,114.0	2,700.0	78.30%	2,288.0
87.30%	5,298.0	6,000.0	88.30%	5,357.0	6,000.0	89.28%	5,449.0
90.36%	-	-	-	-	-	-	-
85.77%	42,692.0	47,300.0	90.26%	42,985.0	47,300.0	90.88%	44,581.0

		1.0			1.0		
		5.0			5.0		
		3.0			3.0		
		5.0			5.0		
-	-	-	-	-	-	-	-
		2.0			2.0		
		5.0			5.0		
		5.0			5.0		
		6.0			6.0		
		5.0			5.0		
		3.0			3.0		
		5.0			5.0		
		45.0			45.0		

78.00%	617.0	600.0	102.83%	443.0	600.0	73.83%	437.0
96.30%	214.0	216.0	99.07%	189.0	216.0	87.50%	189.0
103.24%	205.0	216.0	94.91%	191.0	216.0	88.43%	193.0
-	-	-	-	-	-	-	-
102.78%	232.0	216.0	107.41%	170.0	216.0	78.70%	141.0
73.24%	571.0	624.0	91.51%	621.0	624.0	99.52%	615.0
91.90%	494.0	432.0	114.35%	432.0	432.0	100.00%	448.0
72.83%	489.0	600.0	81.50%	550.0	600.0	91.67%	664.0

84.26%							
<b>83.14%</b>	<b>2,822.0</b>	<b>2,904.0</b>	<b>97.18%</b>	<b>2,596.0</b>	<b>2,904.0</b>	<b>89.39%</b>	<b>2,687.0</b>
77.33%	1,887.0	2,100.0	89.86%	1,512.0	2,100.0	72.00%	1,716.0
127.91%	940.0	756.0	124.34%	1,206.0	756.0	159.52%	1,015.0
150.40%	1,142.0	756.0	151.06%	1,217.0	756.0	160.98%	1,131.0
-	-	-	-	-	-	-	-
104.37%	849.0	756.0	112.30%	1,022.0	756.0	135.19%	891.0
80.68%	2,297.0	2,184.0	105.17%	2,159.0	2,184.0	98.86%	2,134.0
101.32%	1,595.0	1,512.0	105.49%	1,867.0	1,512.0	123.48%	1,915.0
70.71%	1,836.0	2,100.0	87.43%	1,890.0	2,100.0	90.00%	2,436.0
86.38%							
-	-	-	-	-	-	-	-
<b>91.11%</b>	<b>10,546.0</b>	<b>10,164.0</b>	<b>103.76%</b>	<b>10,873.0</b>	<b>10,164.0</b>	<b>106.98%</b>	<b>11,238.0</b>
-	-	-	-	-	-	-	-
-	-	-	-	-	-	-	-
-	-	-	-	-	-	-	-
-	-	-	-	-	-	-	-
-	-	-	-	-	-	-	-
-	-	-	-	-	-	-	-
-	-	-	-	-	-	-	-
<b>86.28%</b>	<b>717.0</b>	<b>678.0</b>	<b>105.75%</b>	<b>854.0</b>	<b>678.0</b>	<b>125.96%</b>	<b>751.0</b>
<b>86.28%</b>	<b>717.0</b>	<b>678.0</b>	<b>105.75%</b>	<b>854.0</b>	<b>678.0</b>	<b>125.96%</b>	<b>751.0</b>

117.45%	547.0	424.0	129.01%	480.0	424.0	113.21%	524.0
<b>117.45%</b>	<b>547.0</b>	<b>424.0</b>	<b>129.01%</b>	<b>480.0</b>	<b>424.0</b>	<b>113.21%</b>	<b>524.0</b>
103.13%	603.0	575.0	104.87%	598.0	575.0	104.00%	668.0
<b>103.13%</b>	<b>603.0</b>	<b>575.0</b>	<b>104.87%</b>	<b>598.0</b>	<b>575.0</b>	<b>104.00%</b>	<b>668.0</b>
102.90%	820.0	690.0	118.84%	714.0	690.0	103.48%	751.0
<b>102.90%</b>	<b>820.0</b>	<b>690.0</b>	<b>118.84%</b>	<b>714.0</b>	<b>690.0</b>	<b>103.48%</b>	<b>751.0</b>
92.17%	154.0	115.0	133.91%	70.0	115.0	60.87%	138.0
<b>92.17%</b>	<b>154.0</b>	<b>115.0</b>	<b>133.91%</b>	<b>70.0</b>	<b>115.0</b>	<b>60.87%</b>	<b>138.0</b>
73.04%	635.0	575.0	110.43%	723.0	575.0	125.74%	724.0
<b>73.04%</b>	<b>635.0</b>	<b>575.0</b>	<b>110.43%</b>	<b>723.0</b>	<b>575.0</b>	<b>125.74%</b>	<b>724.0</b>
91.16%	804.0	690.0	116.52%	759.0	690.0	110.00%	767.0
<b>91.16%</b>	<b>804.0</b>	<b>690.0</b>	<b>116.52%</b>	<b>759.0</b>	<b>690.0</b>	<b>110.00%</b>	<b>767.0</b>
73.77%	737.0	690.0	106.81%	616.0	690.0	89.28%	624.0
<b>73.77%</b>	<b>737.0</b>	<b>690.0</b>	<b>106.81%</b>	<b>616.0</b>	<b>690.0</b>	<b>89.28%</b>	<b>624.0</b>
92.17%	150.0	115.0	130.43%	100.0	115.0	86.96%	123.0
<b>92.17%</b>	<b>150.0</b>	<b>115.0</b>	<b>130.43%</b>	<b>100.0</b>	<b>115.0</b>	<b>86.96%</b>	<b>123.0</b>
84.81%	91.0	79.0	115.19%	93.0	79.0	117.72%	90.0
<b>84.81%</b>	<b>91.0</b>	<b>79.0</b>	<b>115.19%</b>	<b>93.0</b>	<b>79.0</b>	<b>117.72%</b>	<b>90.0</b>
86.09%	114.0	115.0	99.13%	114.0	115.0	99.13%	153.0
<b>86.09%</b>	<b>114.0</b>	<b>115.0</b>	<b>99.13%</b>	<b>114.0</b>	<b>115.0</b>	<b>99.13%</b>	<b>153.0</b>
-	-	-	-	-	-	-	-
163.20%	419.0	250.0	167.60%	430.0	250.0	172.00%	435.0
<b>163.20%</b>	<b>419.0</b>	<b>250.0</b>	<b>167.60%</b>	<b>430.0</b>	<b>250.0</b>	<b>172.00%</b>	<b>435.0</b>

-	-	-	-	-	-	-	-
90.40%	241.0	250.0	96.40%	264.0	250.0	105.60%	255.0
<b>90.40%</b>	<b>241.0</b>	<b>250.0</b>	<b>96.40%</b>	<b>264.0</b>	<b>250.0</b>	<b>105.60%</b>	<b>255.0</b>
99.17%	120.0	120.0	100.00%	120.0	120.0	100.00%	118.0
100.00%	119.0	120.0	99.17%	120.0	120.0	100.00%	120.0
<b>99.58%</b>	<b>239.0</b>	<b>240.0</b>	<b>99.58%</b>	<b>240.0</b>	<b>240.0</b>	<b>100.00%</b>	<b>238.0</b>
80.51%	798.0			754.0			439.0
101.77%	885.0	789.0	112.17%	895.0	789.0	113.43%	917.0
87.71%	596.0	789.0	75.54%	545.0	789.0	69.07%	757.0
100.00%	744.0	789.0	94.30%	882.0	789.0	111.79%	951.0
-							
81.56%							
<b>89.22%</b>	<b>3,023.0</b>	<b>2,367.0</b>	<b>127.71%</b>	<b>3,076.0</b>	<b>2,367.0</b>	<b>129.95%</b>	<b>3,064.0</b>
75.10%							
94.11%	496.0	526.0	94.30%	465.0	526.0	88.40%	333.0
67.30%	246.0	263.0	93.54%	205.0	263.0	77.95%	237.0
47.53%	414.0	526.0	78.71%	327.0	526.0	62.17%	517.0
-							
87.07%							
-	-	-	-	-	-	-	-
<b>74.99%</b>	<b>1,156.0</b>	<b>1,315.0</b>	<b>87.91%</b>	<b>997.0</b>	<b>1,315.0</b>	<b>75.82%</b>	<b>1,087.0</b>
89.92%							
115.97%	333.0	263.0	126.62%	276.0	263.0	104.94%	379.0
87.45%	291.0	263.0	110.65%	252.0	263.0	95.82%	254.0
102.28%	312.0	263.0	118.63%	310.0	263.0	117.87%	325.0
-							
146.01%							
-	-	-	-	-	-	-	-
<b>105.26%</b>	<b>936.0</b>	<b>789.0</b>	<b>118.63%</b>	<b>838.0</b>	<b>789.0</b>	<b>106.21%</b>	<b>958.0</b>
133.60%	155.0	125.0	124.00%	163.0	125.0	130.40%	173.0

-	-	-	-	-	-	-	-
<b>133.60%</b>	<b>155.0</b>	<b>125.0</b>	<b>124.00%</b>	<b>163.0</b>	<b>125.0</b>	<b>130.40%</b>	<b>173.0</b>
-	-	-	-	-	-	-	-
-	-	-	-	-	-	-	-
84.56%							
<b>124.17%</b>	292.0	240.0	<b>121.67%</b>	197.0	240.0	<b>82.08%</b>	206.0
<b>94.49%</b>	251.0	272.0	<b>92.28%</b>	188.0	272.0	<b>69.12%</b>	216.0
<b>114.17%</b>	509.0	480.0	<b>106.04%</b>	553.0	480.0	<b>115.21%</b>	353.0
-							
<b>76.47%</b>							
-	-	-	-	-	-	-	-
<b>96.74%</b>	<b>1,052.0</b>	<b>992.0</b>	<b>106.05%</b>	<b>938.0</b>	<b>992.0</b>	<b>94.56%</b>	<b>775.0</b>
56.65%							
<b>121.55%</b>	1,004.0	840.0	<b>119.52%</b>	1,421.0	840.0	<b>169.17%</b>	1,111.0
<b>97.48%</b>	840.0	872.0	<b>96.33%</b>	1,056.0	872.0	<b>121.10%</b>	1,171.0
<b>97.92%</b>	1,773.0	1,680.0	<b>105.54%</b>	1,537.0	1,680.0	<b>91.49%</b>	1,620.0
-							
<b>73.85%</b>							
<b>88.18%</b>	<b>3,617.0</b>	<b>3,392.0</b>	<b>106.63%</b>	<b>4,014.0</b>	<b>3,392.0</b>	<b>118.34%</b>	<b>3,902.0</b>
86.00%	249.0	250.0	<b>99.60%</b>	222.0	250.0	<b>88.80%</b>	252.0
<b>86.00%</b>	<b>249.0</b>	<b>250.0</b>	<b>99.60%</b>	<b>222.0</b>	<b>250.0</b>	<b>88.80%</b>	<b>252.0</b>
108.33%	185.0	180.0	<b>102.78%</b>	155.0	180.0	<b>86.11%</b>	207.0
<b>108.33%</b>	<b>185.0</b>	<b>180.0</b>	<b>102.78%</b>	<b>155.0</b>	<b>180.0</b>	<b>86.11%</b>	<b>207.0</b>
93.00%	112.0	100.0	<b>112.00%</b>	95.0	100.0	<b>95.00%</b>	93.0
<b>93.00%</b>	<b>112.0</b>	<b>100.0</b>	<b>112.00%</b>	<b>95.0</b>	<b>100.0</b>	<b>95.00%</b>	<b>93.0</b>
	1,033.0			887.0			1,096.0
	<b>1,033.0</b>			<b>887.0</b>			<b>1,096.0</b>

60.00%	18.0	40.0	45.00%	21.0	40.0	52.50%	17.0
60.00%	18.0	40.0	45.00%	21.0	40.0	52.50%	17.0
64.67%	105.0	150.0	70.00%	118.0	150.0	78.67%	120.0
64.67%	105.0	150.0	70.00%	118.0	150.0	78.67%	120.0
96.00%	439.0	450.0	97.56%	454.0	450.0	100.89%	425.0
96.00%	439.0	450.0	97.56%	454.0	450.0	100.89%	425.0
98.67%	268.0	300.0	89.33%	274.0	300.0	91.33%	267.0
98.67%	268.0	300.0	89.33%	274.0	300.0	91.33%	267.0
	141.0			102.0			119.0
	141.0			102.0			119.0
104.44%	96.0	90.0	106.67%	97.0	90.0	107.78%	98.0
104.44%	96.0	90.0	106.67%	97.0	90.0	107.78%	98.0
-	-	-	-	-	-	-	-
101.30%	78.0	154.0	50.65%	121.0	154.0	78.57%	144.0
101.30%	78.0	154.0	50.65%	121.0	154.0	78.57%	144.0
0.00%	89.0	200.0	44.50%	167.0	200.0	83.50%	146.0
0.00%	89.0	200.0	44.50%	167.0	200.0	83.50%	146.0
153.13%	9.0	32.0	28.13%	15.0	32.0	46.88%	30.0
153.13%	9.0	32.0	28.13%	15.0	32.0	46.88%	30.0
	3,460.0			2,975.0			3,123.0
	3,460.0			2,975.0			3,123.0

	9,932.0			10,515.0			10,987.0
	<b>9,932.0</b>			<b>10,515.0</b>			<b>10,987.0</b>
	208.0			218.0			200.0
	<b>208.0</b>			<b>218.0</b>			<b>200.0</b>
	310.0			300.0			248.0
	310.0			300.0			310.0
	279.0			270.0			279.0
	<b>899.0</b>			<b>870.0</b>			<b>837.0</b>
	310.0			300.0			310.0
	310.0			300.0			310.0
	310.0			300.0			310.0
	<b>930.0</b>			<b>900.0</b>			<b>930.0</b>
	100.0			100.0			80.0
	100.0			100.0			100.0
	90.0			90.0			90.0
	<b>290.0</b>			<b>290.0</b>			<b>270.0</b>
	10.0			10.0			
	10.0			10.0			
	10.0			10.0			
	<b>30.0</b>			<b>30.0</b>			
100.00%	8.0	8.0	100.00%	8.0	8.0	100.00%	8.0
100.00%	8.0	8.0	100.00%	8.0	8.0	100.00%	8.0
100.00%	<b>16.0</b>	<b>16.0</b>	<b>100.00%</b>	<b>16.0</b>	<b>16.0</b>	<b>100.00%</b>	<b>16.0</b>
	8.0			8.0			8.0
	8.0			8.0			8.0
	<b>16.0</b>			<b>16.0</b>			<b>16.0</b>
	100.0			100.0			100.0
-	-	-	-	-	-	-	-
	<b>100.0</b>			<b>100.0</b>			<b>100.0</b>



89.29%	4,845.0	4,800.0	100.94%	4,784.0	4,800.0	99.67%	4,794.0
97.06%	6,398.0	7,000.0	91.40%	6,185.0	7,000.0	88.36%	6,220.0
-	-	-	-	-	-	-	-
73.61%	-	-	-	-	-	-	-
-	-	-	-	-	-	-	-
71.24%	2,975.0	3,800.0	78.29%	3,085.0	3,800.0	81.18%	3,451.0
-	-	-	-	-	-	-	-
87.97%	4,939.0	5,800.0	85.16%	5,485.0	5,800.0	94.57%	5,228.0
-	-	-	-	-	-	-	-
-	-	-	-	-	-	-	-
<b>86.21%</b>	<b>19,157.0</b>	<b>21,400.0</b>	<b>89.52%</b>	<b>19,539.0</b>	<b>21,400.0</b>	<b>91.30%</b>	<b>19,693.0</b>
99.51%	463.0	408.0	113.48%	356.0	408.0	87.25%	392.0
85.29%	427.0	408.0	104.66%	221.0	408.0	54.17%	289.0
99.07%	-	-	-	-	-	-	-
-	-	-	-	-	-	-	-
91.67%	451.0	408.0	110.54%	306.0	408.0	75.00%	283.0
-	-	-	-	-	-	-	-
<b>93.19%</b>	<b>1,341.0</b>	<b>1,224.0</b>	<b>109.56%</b>	<b>883.0</b>	<b>1,224.0</b>	<b>72.14%</b>	<b>964.0</b>
128.71%	1,724.0	1,428.0	120.73%	1,805.0	1,428.0	126.40%	1,960.0
121.92%	2,161.0	1,428.0	151.33%	1,341.0	1,428.0	93.91%	1,513.0
113.23%	-	-	-	-	-	-	-
-	-	-	-	-	-	-	-
90.83%	1,753.0	1,428.0	122.76%	1,779.0	1,428.0	124.58%	1,487.0
-	-	-	-	-	-	-	-
<b>113.73%</b>	<b>5,638.0</b>	<b>4,284.0</b>	<b>131.61%</b>	<b>4,925.0</b>	<b>4,284.0</b>	<b>114.96%</b>	<b>4,960.0</b>
-	-	-	-	-	-	-	-
163.88%	263.0	263.0	100.00%	258.0	263.0	98.10%	257.0
-	-	-	-	-	-	-	-
345.44%	-	-	-	-	-	-	-
-	-	-	-	-	-	-	-
106.65%	701.0	526.0	133.27%	694.0	526.0	131.94%	564.0
78.90%	459.0	1,052.0	43.63%	498.0	1,052.0	47.34%	645.0
-	-	-	-	-	-	-	-
-	-	-	-	-	-	-	-
<b>153.74%</b>	<b>1,423.0</b>	<b>1,841.0</b>	<b>77.29%</b>	<b>1,450.0</b>	<b>1,841.0</b>	<b>78.76%</b>	<b>1,466.0</b>

57.79%	193.0	263.0	73.38%	58.0	263.0	22.05%	224.0
76.81%	234.0	263.0	88.97%	198.0	263.0	75.29%	214.0
-	-	-	-	-	-	-	-
49.24%	-	-	-	-	-	-	-
70.34%	269.0	263.0	102.28%	276.0	263.0	104.94%	220.0
-	-	-	-	-	-	-	-
89.73%	136.0	263.0	51.71%	309.0	263.0	117.49%	292.0
-	-	-	-	-	-	-	-
-	-	-	-	-	-	-	-
65.53%	832.0	1,052.0	79.09%	841.0	1,052.0	79.94%	950.0
102.66%	311.0	263.0	118.25%	328.0	263.0	124.71%	276.0
-	-	526.0	-	-	526.0	-	-
118.06%	-	-	-	-	-	-	-
47.02%	664.0	789.0	84.16%	717.0	789.0	90.87%	423.0
104.18%	710.0	526.0	134.98%	542.0	526.0	103.04%	380.0
-	-	-	-	-	-	-	-
-	-	-	-	-	-	-	-
68.82%	1,685.0	2,104.0	80.09%	1,587.0	2,104.0	75.43%	1,079.0
28.00%	126.0	125.0	100.80%	154.0	125.0	123.20%	186.0
152.80%	258.0	125.0	206.40%	214.0	125.0	171.20%	229.0
-	-	-	-	-	-	-	-
-	-	-	-	-	-	-	-
90.40%	384.0	250.0	153.60%	368.0	250.0	147.20%	415.0
53.47%	-	-	-	-	-	-	-
-	-	-	-	-	-	-	-
86.81%	280.0	288.0	97.22%	272.0	288.0	94.44%	276.0
-	-	-	-	-	-	-	-
17.33%	137.0	352.0	38.92%	176.0	352.0	50.00%	202.0
-	-	-	-	-	-	-	-
-	-	-	-	-	-	-	-
50.11%	417.0	640.0	65.16%	448.0	640.0	70.00%	478.0
63.10%	-	-	-	-	-	-	-
-	-	-	-	-	-	-	-
51.29%	694.0	1,008.0	68.85%	979.0	1,008.0	97.12%	1,215.0





MAI Previsto	MAI %	JUN Realizado	JUN Previsto	JUN %	JUL Realizado	JUL Previsto	JUL %
416.0	0.00%	0.0	416.0	0.00%	368.0	416.0	88.46%
1,914.0	87.77%	1,719.0	1,914.0	89.81%	1,544.0	1,914.0	80.67%
1,248.0	77.64%	800.0	1,248.0	64.10%	1,000.0	1,248.0	80.13%
1,914.0	99.84%	1,899.0	1,914.0	99.22%	1,592.0	1,914.0	83.18%
-	-	-	-	-	-	-	-
749.0	100.00%	732.0	749.0	97.73%	707.0	749.0	94.39%
1,248.0	212.42%	1,062.0	1,248.0	85.10%	-	-	-
1,914.0	69.85%	1,350.0	1,914.0	70.53%	1,480.0	1,914.0	77.32%
2,247.0	97.02%	1,771.0	2,247.0	78.82%	2,103.0	2,247.0	93.59%
1,997.0	74.11%	1,392.0	1,997.0	69.70%	1,268.0	1,997.0	63.50%
918.0	110.13%	907.0	918.0	98.80%	794.0	918.0	86.49%
1,914.0	65.15%	990.0	1,914.0	51.72%	1,375.0	1,914.0	71.84%
-	-	-	1,165.0	-	-	-	-
<b>16,479.0</b>	<b>92.33%</b>	<b>12,622.0</b>	<b>17,644.0</b>	<b>71.54%</b>	<b>12,231.0</b>	<b>15,231.0</b>	<b>80.30%</b>
-	-	-	-	-	-	-	-
156.0	91.67%	145.0	156.0	92.95%	150.0	156.0	96.15%
780.0	106.03%	665.0	780.0	85.26%	578.0	780.0	74.10%
468.0	95.94%	437.0	468.0	93.38%	416.0	468.0	88.89%
780.0	115.00%	744.0	780.0	95.38%	782.0	780.0	100.26%
-	-	-	-	-	-	-	-
312.0	121.47%	391.0	312.0	125.32%	473.0	312.0	151.60%
468.0	145.09%	494.0	468.0	105.56%	-	-	-
780.0	122.82%	807.0	780.0	103.46%	821.0	780.0	105.26%
936.0	75.75%	757.0	936.0	80.88%	806.0	936.0	86.11%
780.0	110.77%	644.0	780.0	82.56%	667.0	780.0	85.51%
441.0	111.56%	491.0	441.0	111.34%	449.0	441.0	101.81%
780.0	97.44%	716.0	780.0	91.79%	542.0	780.0	69.49%
-	-	-	468.0	-	-	-	-
<b>6,681.0</b>	<b>107.12%</b>	<b>6,291.0</b>	<b>7,149.0</b>	<b>88.00%</b>	<b>5,684.0</b>	<b>6,213.0</b>	<b>91.49%</b>
1,200.0	82.17%	1,071.0	1,200.0	89.25%	1,045.0	1,200.0	87.08%

5,800.0	98.47%	5,386.0	5,800.0	92.86%	4,707.0	5,800.0	81.16%
3,000.0	97.80%	2,645.0	3,000.0	88.17%	2,916.0	3,000.0	97.20%
6,000.0	74.85%	5,080.0	6,000.0	84.67%	5,352.0	6,000.0	89.20%
-	-				-	-	-
2,400.0	100.25%	2,397.0	2,400.0	99.88%	2,337.0	2,400.0	97.38%
3,600.0	85.33%	3,336.0	3,600.0	92.67%	-	-	-
6,000.0	93.58%	5,162.0	6,000.0	86.03%	4,899.0	6,000.0	81.65%
7,200.0	98.49%	6,562.0	7,200.0	91.14%	6,431.0	7,200.0	89.32%
6,000.0	75.63%	4,532.0	6,000.0	75.53%	4,636.0	6,000.0	77.27%
2,700.0	84.74%	1,848.0	2,700.0	68.44%	2,012.0	2,700.0	74.52%
6,000.0	90.82%	5,005.0	6,000.0	83.42%	4,727.0	6,000.0	78.78%
		3,439.0	3,600.0	95.53%	-	-	-
-	-						
<b>49,900.0</b>	<b>89.34%</b>	<b>46,463.0</b>	<b>53,500.0</b>	<b>86.85%</b>	<b>39,062.0</b>	<b>46,300.0</b>	<b>84.37%</b>

1.0			1.0			1.0	
5.0			5.0			5.0	
3.0			3.0			3.0	
5.0			5.0			5.0	
-	-				-	-	-
2.0			2.0			2.0	
5.0			5.0		-	-	-
5.0			5.0			5.0	
6.0			6.0			6.0	
5.0			5.0			5.0	
3.0			3.0			3.0	
5.0			5.0			5.0	
			3.0		-	-	-
<b>45.0</b>			<b>48.0</b>			<b>40.0</b>	

600.0	72.83%	560.0	600.0	93.33%	550.0	600.0	91.67%
216.0	87.50%	241.0	216.0	111.57%	58.0	216.0	26.85%
216.0	89.35%	187.0	216.0	86.57%	215.0	216.0	99.54%
-	-				-	-	-
216.0	65.28%	219.0	216.0	101.39%	44.0	216.0	20.37%
624.0	98.56%	615.0	624.0	98.56%	659.0	624.0	105.61%
432.0	103.70%	310.0	432.0	71.76%	330.0	432.0	76.39%
600.0	110.67%	611.0	600.0	101.83%	562.0	600.0	93.67%

			216.0		-	-	-
<b>2,904.0</b>	<b>92.53%</b>	<b>2,743.0</b>	<b>3,120.0</b>	<b>87.92%</b>	<b>2,418.0</b>	<b>2,904.0</b>	<b>83.26%</b>
2,100.0	81.71%	1,959.0	2,100.0	93.29%	1,933.0	2,100.0	92.05%
756.0	134.26%	1,388.0	756.0	183.60%	363.0	756.0	48.02%
756.0	149.60%	1,497.0	756.0	198.02%	1,193.0	756.0	157.80%
-	-				-	-	-
756.0	117.86%	895.0	756.0	118.39%	161.0	756.0	21.30%
2,184.0	97.71%	1,945.0	2,184.0	89.06%	2,253.0	2,184.0	103.16%
1,512.0	126.65%	1,122.0	1,512.0	74.21%	1,371.0	1,512.0	90.67%
2,100.0	116.00%	2,071.0	2,100.0	98.62%	2,067.0	2,100.0	98.43%
-	-		756.0		-	-	-
<b>10,164.0</b>	<b>110.57%</b>	<b>10,877.0</b>	<b>10,920.0</b>	<b>99.61%</b>	<b>9,341.0</b>	<b>10,164.0</b>	<b>91.90%</b>
-	-						
-	-						
-	-						
-	-						
-	-						
-	-						
-	-						
-	-						
-	-						
678.0	110.77%	741.0	678.0	109.29%	723.0	678.0	106.64%
<b>678.0</b>	<b>110.77%</b>	<b>741.0</b>	<b>678.0</b>	<b>109.29%</b>	<b>723.0</b>	<b>678.0</b>	<b>106.64%</b>

424.0	123.58%	557.0	424.0	131.37%	641.0	424.0	151.18%
<b>424.0</b>	<b>123.58%</b>	<b>557.0</b>	<b>424.0</b>	<b>131.37%</b>	<b>641.0</b>	<b>424.0</b>	<b>151.18%</b>
575.0	116.17%	495.0	575.0	86.09%	722.0	575.0	125.57%
<b>575.0</b>	<b>116.17%</b>	<b>495.0</b>	<b>575.0</b>	<b>86.09%</b>	<b>722.0</b>	<b>575.0</b>	<b>125.57%</b>
690.0	108.84%	738.0	690.0	106.96%	669.0	690.0	96.96%
<b>690.0</b>	<b>108.84%</b>	<b>738.0</b>	<b>690.0</b>	<b>106.96%</b>	<b>669.0</b>	<b>690.0</b>	<b>96.96%</b>
115.0	120.00%	167.0	115.0	145.22%	123.0	115.0	106.96%
<b>115.0</b>	<b>120.00%</b>	<b>167.0</b>	<b>115.0</b>	<b>145.22%</b>	<b>123.0</b>	<b>115.0</b>	<b>106.96%</b>
575.0	125.91%	653.0	575.0	113.57%	585.0	575.0	101.74%
<b>575.0</b>	<b>125.91%</b>	<b>653.0</b>	<b>575.0</b>	<b>113.57%</b>	<b>585.0</b>	<b>575.0</b>	<b>101.74%</b>
690.0	111.16%	880.0	690.0	127.54%	705.0	690.0	102.17%
<b>690.0</b>	<b>111.16%</b>	<b>880.0</b>	<b>690.0</b>	<b>127.54%</b>	<b>705.0</b>	<b>690.0</b>	<b>102.17%</b>
690.0	90.43%	549.0	690.0	79.57%	662.0	690.0	95.94%
<b>690.0</b>	<b>90.43%</b>	<b>549.0</b>	<b>690.0</b>	<b>79.57%</b>	<b>662.0</b>	<b>690.0</b>	<b>95.94%</b>
115.0	106.96%	140.0	115.0	121.74%	119.0	115.0	103.48%
<b>115.0</b>	<b>106.96%</b>	<b>140.0</b>	<b>115.0</b>	<b>121.74%</b>	<b>119.0</b>	<b>115.0</b>	<b>103.48%</b>
79.0	113.92%	85.0	79.0	107.59%	133.0	79.0	168.35%
<b>79.0</b>	<b>113.92%</b>	<b>85.0</b>	<b>79.0</b>	<b>107.59%</b>	<b>133.0</b>	<b>79.0</b>	<b>168.35%</b>
115.0	133.04%	82.0	115.0	71.30%		115.0	
<b>115.0</b>	<b>133.04%</b>	<b>82.0</b>	<b>115.0</b>	<b>71.30%</b>		<b>115.0</b>	
-	-	-	-	-	-	-	-
250.0	174.00%	442.0	250.0	176.80%	454.0	250.0	181.60%
<b>250.0</b>	<b>174.00%</b>	<b>442.0</b>	<b>250.0</b>	<b>176.80%</b>	<b>454.0</b>	<b>250.0</b>	<b>181.60%</b>

-	-	-	-	-	-	-	-
250.0	102.00%	216.0	250.0	86.40%	219.0	250.0	87.60%
<b>250.0</b>	<b>102.00%</b>	<b>216.0</b>	<b>250.0</b>	<b>86.40%</b>	<b>219.0</b>	<b>250.0</b>	<b>87.60%</b>
120.0	98.33%	119.0	120.0	99.17%	120.0	120.0	100.00%
120.0	100.00%	120.0	120.0	100.00%	117.0	120.0	97.50%
<b>240.0</b>	<b>99.17%</b>	<b>239.0</b>	<b>240.0</b>	<b>99.58%</b>	<b>237.0</b>	<b>240.0</b>	<b>98.75%</b>
789.0	116.22%	418.0	789.0	67.93%	648.0	789.0	82.13%
789.0	95.94%	536.0	789.0	69.33%	692.0	789.0	87.71%
789.0	120.53%	547.0	1,037.0	86.89%	890.0	1,037.0	85.82%
<b>2,367.0</b>	<b>129.45%</b>	<b>2,402.0</b>	<b>2,615.0</b>	<b>91.85%</b>	<b>2,230.0</b>	<b>2,615.0</b>	<b>85.28%</b>
526.0	63.31%	241.0	526.0	45.82%	476.0	526.0	90.49%
263.0	90.11%	226.0	263.0	85.93%	111.0	263.0	42.21%
526.0	98.29%	488.0	526.0	92.78%	349.0	526.0	66.35%
<b>1,315.0</b>	<b>82.66%</b>	<b>955.0</b>	<b>1,315.0</b>	<b>72.62%</b>	<b>936.0</b>	<b>1,315.0</b>	<b>71.18%</b>
263.0	144.11%	291.0	263.0	110.65%	267.0	263.0	101.52%
263.0	96.58%	212.0	263.0	80.61%	244.0	263.0	92.78%
263.0	123.57%	127.0	511.0	24.85%	280.0	511.0	54.79%
<b>789.0</b>	<b>121.42%</b>	<b>630.0</b>	<b>1,037.0</b>	<b>60.75%</b>	<b>791.0</b>	<b>1,037.0</b>	<b>76.28%</b>
125.0	138.40%	154.0	125.0	123.20%	43.0	125.0	34.40%

-	-							
125.0	138.40%	154.0	125.0	123.20%	43.0	125.0	34.40%	
-	-				-	-	-	
-	-				-	-	-	
-	-				-	-	-	
240.0	85.83%	386.0	240.0	160.83%	198.0	240.0	82.50%	
272.0	79.41%	207.0	272.0	76.10%	229.0	272.0	84.19%	
480.0	73.54%	553.0	480.0	115.21%	432.0	480.0	90.00%	
-	-				-	-	-	
992.0	78.13%	1,146.0	992.0	115.52%	859.0	992.0	86.59%	
840.0	132.26%	1,436.0	840.0	170.95%	701.0	840.0	83.45%	
872.0	134.29%	730.0	872.0	83.72%	816.0	872.0	93.58%	
1,680.0	96.43%	1,676.0	1,680.0	99.76%	1,329.0	1,680.0	79.11%	
-	-				-	-	-	
3,392.0	115.04%	3,842.0	3,392.0	113.27%	2,846.0	3,392.0	83.90%	
250.0	100.80%	256.0	250.0	102.40%	237.0	250.0	94.80%	
250.0	100.80%	256.0	250.0	102.40%	237.0	250.0	94.80%	
180.0	115.00%	154.0	180.0	85.56%	190.0	180.0	105.56%	
180.0	115.00%	154.0	180.0	85.56%	190.0	180.0	105.56%	
100.0	93.00%	96.0	100.0	96.00%	96.0	100.0	96.00%	
100.0	93.00%	96.0	100.0	96.00%	96.0	100.0	96.00%	
		1,040.0			858.0			
		1,040.0			858.0			

40.0	42.50%	23.0	40.0	57.50%	9.0	40.0	22.50%
<b>40.0</b>	<b>42.50%</b>	<b>23.0</b>	<b>40.0</b>	<b>57.50%</b>	<b>9.0</b>	<b>40.0</b>	<b>22.50%</b>
150.0	80.00%	118.0	150.0	78.67%	115.0	150.0	76.67%
<b>150.0</b>	<b>80.00%</b>	<b>118.0</b>	<b>150.0</b>	<b>78.67%</b>	<b>115.0</b>	<b>150.0</b>	<b>76.67%</b>
450.0	94.44%	397.0	450.0	88.22%	452.0	450.0	100.44%
<b>450.0</b>	<b>94.44%</b>	<b>397.0</b>	<b>450.0</b>	<b>88.22%</b>	<b>452.0</b>	<b>450.0</b>	<b>100.44%</b>
300.0	89.00%	269.0	300.0	89.67%	297.0	300.0	99.00%
<b>300.0</b>	<b>89.00%</b>	<b>269.0</b>	<b>300.0</b>	<b>89.67%</b>	<b>297.0</b>	<b>300.0</b>	<b>99.00%</b>
		35.0			20.0		
		<b>35.0</b>			<b>20.0</b>		
90.0	108.89%	99.0	90.0	110.00%	95.0	90.0	105.56%
<b>90.0</b>	<b>108.89%</b>	<b>99.0</b>	<b>90.0</b>	<b>110.00%</b>	<b>95.0</b>	<b>90.0</b>	<b>105.56%</b>
-	-						
154.0	93.51%	158.0	154.0	102.60%	141.0	154.0	91.56%
<b>154.0</b>	<b>93.51%</b>	<b>158.0</b>	<b>154.0</b>	<b>102.60%</b>	<b>141.0</b>	<b>154.0</b>	<b>91.56%</b>
200.0	73.00%	107.0	200.0	53.50%	135.0	200.0	67.50%
<b>200.0</b>	<b>73.00%</b>	<b>107.0</b>	<b>200.0</b>	<b>53.50%</b>	<b>135.0</b>	<b>200.0</b>	<b>67.50%</b>
32.0	93.75%	38.0	32.0	118.75%	30.0	32.0	93.75%
<b>32.0</b>	<b>93.75%</b>	<b>38.0</b>	<b>32.0</b>	<b>118.75%</b>	<b>30.0</b>	<b>32.0</b>	<b>93.75%</b>
					3,005.0		
					<b>3,005.0</b>		

					9,026.0				
					<b>9,026.0</b>				
					186.0				
					<b>186.0</b>				
					210.0			155.0	
					270.0			341.0	
					210.0			341.0	
					<b>690.0</b>			<b>837.0</b>	
					300.0			310.0	
					300.0			310.0	
					300.0			310.0	
					<b>900.0</b>			<b>930.0</b>	
					70.0			50.0	
					90.0			110.0	
					70.0			110.0	
					<b>230.0</b>			<b>270.0</b>	
					10.0			10.0	
					10.0			10.0	
					10.0			10.0	
					<b>30.0</b>			<b>30.0</b>	
					8.0	100.00%	8.0	8.0	100.00%
					8.0	100.00%	8.0	8.0	100.00%
					<b>16.0</b>	<b>100.00%</b>	<b>16.0</b>	<b>16.0</b>	<b>100.00%</b>
					8.0			8.0	
					8.0			8.0	
					<b>16.0</b>			<b>16.0</b>	
					100.0			100.0	
					-	-	-	-	-
					<b>100.0</b>			<b>100.0</b>	

-	-	-	-	-			
4.0			4.0			4.0	
6.0			6.0			6.0	
-	-	-	-	-			
3.0			3.0			3.0	
-	-	-	-	-			
5.0			5.0			5.0	
-	-	-	-	-			
-	-	-	-	-			
<b>18.0</b>			<b>18.0</b>			<b>18.0</b>	
1,664.0	78.31%	1,616.0	1,664.0	97.12%	1,666.0	1,664.0	100.12%
2,496.0	73.92%	1,796.0	2,496.0	71.96%	2,119.0	2,496.0	84.90%
-	-	-	-	-			
1,082.0	85.58%	1,019.0	1,082.0	94.18%	920.0	1,082.0	85.03%
-	-	-	-	-			
1,997.0	96.04%	1,245.0	1,997.0	62.34%	1,727.0	1,997.0	86.48%
-	-	-	-	-			
-	-	-	-	-			
<b>7,239.0</b>	<b>82.77%</b>	<b>5,676.0</b>	<b>7,239.0</b>	<b>78.41%</b>	<b>6,432.0</b>	<b>7,239.0</b>	<b>88.85%</b>
333.0	87.69%	156.0	333.0	46.85%	285.0	333.0	85.59%
<b>333.0</b>	<b>87.69%</b>	<b>156.0</b>	<b>333.0</b>	<b>46.85%</b>	<b>285.0</b>	<b>333.0</b>	<b>85.59%</b>
624.0	107.05%	637.0	624.0	102.08%	534.0	624.0	85.58%
936.0	100.21%	785.0	936.0	83.87%	856.0	936.0	91.45%
-	-	-	-	-			
-	-	-	-	-			
468.0	67.52%	455.0	468.0	97.22%	513.0	468.0	109.62%
-	-	-	-	-			
780.0	141.67%	872.0	780.0	111.79%	573.0	780.0	73.46%
-	-	-	-	-			
<b>2,808.0</b>	<b>107.80%</b>	<b>2,749.0</b>	<b>2,808.0</b>	<b>97.90%</b>	<b>2,476.0</b>	<b>2,808.0</b>	<b>88.18%</b>

4,800.0	99.88%	4,816.0	4,800.0	100.33%	4,822.0	4,800.0	100.46%
7,000.0	88.86%	6,069.0	7,000.0	86.70%	6,483.0	7,000.0	92.61%
-	-	-	-	-	-	-	-
-	-	-	-	-	-	-	-
3,800.0	90.82%	3,161.0	3,800.0	83.18%	3,091.0	3,800.0	81.34%
-	-	-	-	-	-	-	-
5,800.0	90.14%	5,047.0	5,800.0	87.02%	5,242.0	5,800.0	90.38%
-	-	-	-	-	-	-	-
-	-	-	-	-	-	-	-
<b>21,400.0</b>	<b>92.02%</b>	<b>19,093.0</b>	<b>21,400.0</b>	<b>89.22%</b>	<b>19,638.0</b>	<b>21,400.0</b>	<b>91.77%</b>
408.0	96.08%	253.0	408.0	62.01%	279.0	408.0	68.38%
408.0	70.83%	191.0	408.0	46.81%	317.0	408.0	77.70%
-	-	-	-	-	-	-	-
-	-	-	-	-	-	-	-
408.0	69.36%	391.0	408.0	95.83%	404.0	408.0	99.02%
-	-	-	-	-	-	-	-
<b>1,224.0</b>	<b>78.76%</b>	<b>835.0</b>	<b>1,224.0</b>	<b>68.22%</b>	<b>1,000.0</b>	<b>1,224.0</b>	<b>81.70%</b>
1,428.0	137.25%	1,100.0	1,428.0	77.03%	1,222.0	1,428.0	85.57%
1,428.0	105.95%	777.0	1,428.0	54.41%	1,537.0	1,428.0	107.63%
-	-	-	-	-	-	-	-
-	-	-	-	-	-	-	-
1,428.0	104.13%	1,462.0	1,428.0	102.38%	1,905.0	1,428.0	133.40%
-	-	-	-	-	-	-	-
<b>4,284.0</b>	<b>115.78%</b>	<b>3,339.0</b>	<b>4,284.0</b>	<b>77.94%</b>	<b>4,664.0</b>	<b>4,284.0</b>	<b>108.87%</b>
-	-	-	-	-	-	-	-
263.0	97.72%	66.0	263.0	25.10%	0.0	263.0	0.00%
-	-	-	-	-	-	-	-
-	-	-	-	-	-	-	-
526.0	107.22%	590.0	526.0	112.17%	758.0	526.0	144.11%
1,052.0	61.31%	874.0	1,052.0	83.08%	763.0	1,052.0	72.53%
-	-	-	-	-	-	-	-
-	-	-	-	-	-	-	-
<b>1,841.0</b>	<b>79.63%</b>	<b>1,530.0</b>	<b>1,841.0</b>	<b>83.11%</b>	<b>1,521.0</b>	<b>1,841.0</b>	<b>82.62%</b>

263.0	85.17%	224.0	263.0	85.17%	234.0	263.0	88.97%
263.0	81.37%	51.0	263.0	19.39%	160.0	263.0	60.84%
-	-	-	-	-	-	-	-
-	-	-	-	-	-	-	-
263.0	83.65%	225.0	263.0	85.55%	185.0	263.0	70.34%
-	-	-	-	-	-	-	-
263.0	111.03%	418.0	263.0	158.94%	298.0	263.0	113.31%
-	-	-	-	-	-	-	-
-	-	-	-	-	-	-	-
<b>1,052.0</b>	<b>90.30%</b>	<b>918.0</b>	<b>1,052.0</b>	<b>87.26%</b>	<b>877.0</b>	<b>1,052.0</b>	<b>83.37%</b>

263.0	104.94%	184.0	263.0	69.96%	268.0	263.0	101.90%
526.0	-	-	526.0	-	-	526.0	-
-	-	-	-	-	-	-	-
789.0	53.61%	638.0	789.0	80.86%	628.0	789.0	79.59%
526.0	72.24%	405.0	526.0	77.00%	524.0	526.0	99.62%
-	-	-	-	-	-	-	-
-	-	-	-	-	-	-	-
<b>2,104.0</b>	<b>51.28%</b>	<b>1,227.0</b>	<b>2,104.0</b>	<b>58.32%</b>	<b>1,420.0</b>	<b>2,104.0</b>	<b>67.49%</b>

125.0	148.80%	137.0	125.0	109.60%	169.0	125.0	135.20%
125.0	183.20%	235.0	125.0	188.00%	241.0	125.0	192.80%
-	-	-	-	-	-	-	-
-	-	-	-	-	-	-	-
<b>250.0</b>	<b>166.00%</b>	<b>372.0</b>	<b>250.0</b>	<b>148.80%</b>	<b>410.0</b>	<b>250.0</b>	<b>164.00%</b>

-	-	-	-	-	-	-	-
288.0	95.83%	294.0	288.0	102.08%	338.0	288.0	117.36%
-	-	-	-	-	-	-	-
352.0	57.39%	182.0	352.0	51.70%	166.0	352.0	47.16%
-	-	-	-	-	-	-	-
-	-	-	-	-	-	-	-
<b>640.0</b>	<b>74.69%</b>	<b>476.0</b>	<b>640.0</b>	<b>74.38%</b>	<b>504.0</b>	<b>640.0</b>	<b>78.75%</b>

-	-	-	-	-	-	-	-
1,008.0	120.54%	913.0	1,008.0	90.58%	1,185.0	1,008.0	117.56%





AGO Realizado	AGO Previsto	AGO %	SET Realizado	SET Previsto	SET %	OUT Realizado	OUT Previsto
441.0	416.0	106.01%	417.0	416.0	100.24%	464.0	416.0
2,072.0	1,914.0	108.25%	1,533.0	1,914.0	80.09%	1,998.0	1,914.0
1,302.0	1,248.0	104.33%	780.0	1,248.0	62.50%	1,103.0	1,248.0
2,383.0	1,914.0	124.50%	1,860.0	1,914.0	97.18%	2,371.0	1,914.0
-	-	-	-	-	-	2,072.0	2,746.0
963.0	749.0	128.57%	849.0	749.0	113.35%	-	-
-	-	-	-	-	-	799.0	749.0
1,662.0	1,914.0	86.83%	1,662.0	1,914.0	86.83%	-	-
1,877.0	2,247.0	83.53%	1,782.0	2,247.0	79.31%	1,557.0	1,914.0
1,509.0	1,997.0	75.56%	1,237.0	1,997.0	61.94%	2,132.0	2,247.0
974.0	918.0	106.10%	974.0	918.0	106.10%	1,545.0	1,997.0
1,381.0	1,914.0	72.15%	1,155.0	1,914.0	60.34%	975.0	918.0
-	-	-	-	-	-	1,292.0	1,914.0
-	-	-	-	-	-	943.0	918.0
<b>14,564.0</b>	<b>15,231.0</b>	<b>95.62%</b>	<b>12,249.0</b>	<b>15,231.0</b>	<b>80.42%</b>	<b>17,251.0</b>	<b>18,895.0</b>
-	-	-	-	-	-	-	-
160.0	156.0	102.56%	125.0	156.0	80.13%	174.0	156.0
612.0	780.0	78.46%	671.0	780.0	86.03%	722.0	780.0
462.0	468.0	98.72%	470.0	468.0	100.43%	477.0	468.0
918.0	780.0	117.69%	934.0	780.0	119.74%	1,068.0	780.0
-	-	-	-	-	-	1,418.0	936.0
287.0	312.0	91.99%	457.0	312.0	146.47%	-	-
-	-	-	-	-	-	539.0	312.0
1,009.0	780.0	129.36%	1,009.0	780.0	129.36%	-	-
1,141.0	936.0	121.90%	865.0	936.0	92.41%	1,018.0	780.0
913.0	780.0	117.05%	772.0	780.0	98.97%	996.0	936.0
515.0	441.0	116.78%	515.0	441.0	116.78%	876.0	780.0
698.0	780.0	89.49%	755.0	780.0	96.79%	502.0	441.0
-	-	-	-	-	-	1,073.0	780.0
-	-	-	-	-	-	504.0	441.0
<b>6,715.0</b>	<b>6,213.0</b>	<b>108.08%</b>	<b>6,573.0</b>	<b>6,213.0</b>	<b>105.79%</b>	<b>9,367.0</b>	<b>7,590.0</b>
1,001.0	1,200.0	83.42%	1,113.0	1,200.0	92.75%	1,090.0	1,200.0



-	-	-	-	-	-	-	-
						240.0	192.0
<b>3,169.0</b>	<b>2,904.0</b>	<b>109.13%</b>	<b>2,351.0</b>	<b>2,904.0</b>	<b>80.96%</b>	<b>3,611.0</b>	<b>3,528.0</b>
2,017.0	2,100.0	96.05%	1,414.0	2,100.0	67.33%	1,726.0	2,100.0
1,919.0	756.0	253.84%	970.0	756.0	128.31%	822.0	756.0
1,361.0	756.0	180.03%	315.0	756.0	41.67%	743.0	756.0
						1,993.0	1,512.0
-	-	-	-	-	-	-	-
819.0	756.0	108.33%	833.0	756.0	110.19%	891.0	756.0
-	-	-	-	-	-	-	-
2,530.0	2,184.0	115.84%	2,507.0	2,184.0	114.79%	2,644.0	2,184.0
1,796.0	1,512.0	118.78%	1,866.0	1,512.0	123.41%	1,842.0	1,512.0
2,304.0	2,100.0	109.71%	2,152.0	2,100.0	102.48%	2,475.0	2,100.0
-	-	-	-	-	-	-	-
						626.0	672.0
<b>12,746.0</b>	<b>10,164.0</b>	<b>125.40%</b>	<b>10,057.0</b>	<b>10,164.0</b>	<b>98.95%</b>	<b>13,762.0</b>	<b>12,348.0</b>
						58.0	80.0
						0.0	96.0
						<b>58.0</b>	<b>176.0</b>
						292.0	200.0
						0.0	336.0
						<b>292.0</b>	<b>536.0</b>
-	-	-	-	-	-	-	-
-	-	-	-	-	-	-	-
-	-	-	-	-	-	-	-
-	-	-	-	-	-	-	-
797.0	678.0	117.55%	681.0	678.0	100.44%	842.0	678.0
<b>797.0</b>	<b>678.0</b>	<b>117.55%</b>	<b>681.0</b>	<b>678.0</b>	<b>100.44%</b>	<b>842.0</b>	<b>678.0</b>

716.0	424.0	168.87%	454.0	424.0	107.08%	498.0	448.0
<b>716.0</b>	<b>424.0</b>	<b>168.87%</b>	<b>454.0</b>	<b>424.0</b>	<b>107.08%</b>	<b>498.0</b>	<b>448.0</b>
787.0	575.0	136.87%	666.0	575.0	115.83%	668.0	575.0
<b>787.0</b>	<b>575.0</b>	<b>136.87%</b>	<b>666.0</b>	<b>575.0</b>	<b>115.83%</b>	<b>668.0</b>	<b>575.0</b>
803.0	690.0	116.38%	687.0	690.0	99.57%	643.0	690.0
<b>803.0</b>	<b>690.0</b>	<b>116.38%</b>	<b>687.0</b>	<b>690.0</b>	<b>99.57%</b>	<b>643.0</b>	<b>690.0</b>
128.0	115.0	111.30%	161.0	115.0	140.00%	144.0	115.0
<b>128.0</b>	<b>115.0</b>	<b>111.30%</b>	<b>161.0</b>	<b>115.0</b>	<b>140.00%</b>	<b>144.0</b>	<b>115.0</b>
761.0	575.0	132.35%	470.0	575.0	81.74%	496.0	575.0
<b>761.0</b>	<b>575.0</b>	<b>132.35%</b>	<b>470.0</b>	<b>575.0</b>	<b>81.74%</b>	<b>496.0</b>	<b>575.0</b>
640.0	690.0	92.75%	566.0	690.0	82.03%	743.0	690.0
<b>640.0</b>	<b>690.0</b>	<b>92.75%</b>	<b>566.0</b>	<b>690.0</b>	<b>82.03%</b>	<b>743.0</b>	<b>690.0</b>
774.0	690.0	112.17%	648.0	690.0	93.91%	712.0	575.0
<b>774.0</b>	<b>690.0</b>	<b>112.17%</b>	<b>648.0</b>	<b>690.0</b>	<b>93.91%</b>	<b>712.0</b>	<b>575.0</b>
125.0	115.0	108.70%	150.0	115.0	130.43%	133.0	115.0
<b>125.0</b>	<b>115.0</b>	<b>108.70%</b>	<b>150.0</b>	<b>115.0</b>	<b>130.43%</b>	<b>133.0</b>	<b>115.0</b>
97.0	79.0	122.78%	34.0	79.0	43.04%	44.0	79.0
<b>97.0</b>	<b>79.0</b>	<b>122.78%</b>	<b>34.0</b>	<b>79.0</b>	<b>43.04%</b>	<b>44.0</b>	<b>79.0</b>
	115.0			115.0			
	<b>115.0</b>			<b>115.0</b>			
474.0	250.0	189.60%	446.0	250.0	178.40%	484.0	250.0
<b>474.0</b>	<b>250.0</b>	<b>189.60%</b>	<b>446.0</b>	<b>250.0</b>	<b>178.40%</b>	<b>711.0</b>	<b>500.0</b>

-	-	-	-	-	-	-	-
290.0	250.0	116.00%	252.0	250.0	100.80%	285.0	250.0
<b>290.0</b>	<b>250.0</b>	<b>116.00%</b>	<b>252.0</b>	<b>250.0</b>	<b>100.80%</b>	<b>285.0</b>	<b>250.0</b>
120.0	120.0	100.00%	118.0	120.0	98.33%	119.0	120.0
119.0	120.0	99.17%	120.0	120.0	100.00%	120.0	120.0
<b>239.0</b>	<b>240.0</b>	<b>99.58%</b>	<b>238.0</b>	<b>240.0</b>	<b>99.17%</b>	<b>239.0</b>	<b>240.0</b>
-	-	-	-	-	-	-	-
-	-	-	-	-	-	-	-
818.0	789.0	103.68%	742.0	789.0	94.04%	875.0	789.0
716.0	789.0	90.75%	461.0	789.0	58.43%	515.0	789.0
1,051.0	1,037.0	101.35%	602.0	1,037.0	58.05%	825.0	789.0
-	-	-	-	-	-	-	-
-	-	-	-	-	-	-	-
<b>2,585.0</b>	<b>2,615.0</b>	<b>98.85%</b>	<b>1,805.0</b>	<b>2,615.0</b>	<b>69.02%</b>	<b>2,215.0</b>	<b>2,367.0</b>
-	-	-	-	-	-	-	-
-	-	-	-	-	-	-	-
559.0	526.0	106.27%	462.0	526.0	87.83%	433.0	526.0
0.0	263.0	0.00%	0.0	263.0	0.00%	0.0	263.0
514.0	526.0	97.72%	426.0	526.0	80.99%	534.0	526.0
-	-	-	-	-	-	-	-
-	-	-	-	-	-	-	-
<b>1,073.0</b>	<b>1,315.0</b>	<b>81.60%</b>	<b>888.0</b>	<b>1,315.0</b>	<b>67.53%</b>	<b>967.0</b>	<b>1,315.0</b>
-	-	-	-	-	-	-	-
-	-	-	-	-	-	-	-
181.0	263.0	68.82%	274.0	263.0	104.18%	293.0	263.0
276.0	263.0	104.94%	250.0	263.0	95.06%	186.0	263.0
326.0	511.0	63.80%	241.0	511.0	47.16%	274.0	263.0
-	-	-	-	-	-	-	-
-	-	-	-	-	-	-	-
<b>783.0</b>	<b>1,037.0</b>	<b>75.51%</b>	<b>765.0</b>	<b>1,037.0</b>	<b>73.77%</b>	<b>753.0</b>	<b>789.0</b>
130.0	125.0	104.00%	109.0	125.0	87.20%	132.0	125.0

						126.0	125.0
<b>130.0</b>	<b>125.0</b>	<b>104.00%</b>	<b>109.0</b>	<b>125.0</b>	<b>87.20%</b>	<b>258.0</b>	<b>250.0</b>
-	-	-	-	-	-	-	-
-	-	-	-	-	-	-	-
-	-	-	-	-	-	-	-
-	-	-	-	-	-	-	-
189.0	240.0	78.75%	337.0	240.0	140.42%	272.0	240.0
302.0	272.0	111.03%	265.0	272.0	97.43%	318.0	272.0
671.0	480.0	139.79%	592.0	480.0	123.33%	672.0	480.0
-	-	-	-	-	-	-	-
-	-	-	-	-	-	-	-
<b>1,162.0</b>	<b>992.0</b>	<b>117.14%</b>	<b>1,194.0</b>	<b>992.0</b>	<b>120.36%</b>	<b>1,262.0</b>	<b>992.0</b>
-	-	-	-	-	-	-	-
800.0	840.0	95.24%	1,204.0	840.0	143.33%	820.0	840.0
1,302.0	872.0	149.31%	1,094.0	872.0	125.46%	1,243.0	872.0
2,318.0	1,680.0	137.98%	1,790.0	1,680.0	106.55%	2,135.0	1,680.0
-	-	-	-	-	-	-	-
-	-	-	-	-	-	-	-
<b>4,420.0</b>	<b>3,392.0</b>	<b>130.31%</b>	<b>4,088.0</b>	<b>3,392.0</b>	<b>120.52%</b>	<b>4,198.0</b>	<b>3,392.0</b>
250.0	250.0	100.00%	264.0	250.0	105.60%	260.0	250.0
<b>250.0</b>	<b>250.0</b>	<b>100.00%</b>	<b>264.0</b>	<b>250.0</b>	<b>105.60%</b>	<b>260.0</b>	<b>250.0</b>
203.0	180.0	112.78%	181.0	180.0	100.56%	165.0	180.0
<b>203.0</b>	<b>180.0</b>	<b>112.78%</b>	<b>181.0</b>	<b>180.0</b>	<b>100.56%</b>	<b>165.0</b>	<b>180.0</b>
106.0	100.0	106.00%	96.0	100.0	96.00%	112.0	100.0
<b>106.0</b>	<b>100.0</b>	<b>106.00%</b>	<b>96.0</b>	<b>100.0</b>	<b>96.00%</b>	<b>112.0</b>	<b>100.0</b>
1,248.0			898.0			1,026.0	
<b>1,248.0</b>			<b>898.0</b>			<b>1,026.0</b>	

24.0	40.0	60.00%	21.0	40.0	52.50%	33.0	20.0
<b>24.0</b>	<b>40.0</b>	<b>60.00%</b>	<b>21.0</b>	<b>40.0</b>	<b>52.50%</b>	<b>33.0</b>	<b>20.0</b>
120.0	150.0	80.00%	110.0	150.0	73.33%	100.0	100.0
<b>120.0</b>	<b>150.0</b>	<b>80.00%</b>	<b>110.0</b>	<b>150.0</b>	<b>73.33%</b>	<b>100.0</b>	<b>100.0</b>
458.0	450.0	101.78%	427.0	450.0	94.89%	445.0	450.0
<b>458.0</b>	<b>450.0</b>	<b>101.78%</b>	<b>427.0</b>	<b>450.0</b>	<b>94.89%</b>	<b>445.0</b>	<b>450.0</b>
275.0	300.0	91.67%	276.0	300.0	92.00%	287.0	300.0
<b>275.0</b>	<b>300.0</b>	<b>91.67%</b>	<b>276.0</b>	<b>300.0</b>	<b>92.00%</b>	<b>287.0</b>	<b>300.0</b>
150.0			116.0			157.0	
<b>150.0</b>			<b>116.0</b>			<b>157.0</b>	
91.0	90.0	101.11%	94.0	90.0	104.44%	102.0	90.0
<b>91.0</b>	<b>90.0</b>	<b>101.11%</b>	<b>94.0</b>	<b>90.0</b>	<b>104.44%</b>	<b>102.0</b>	<b>90.0</b>
						94.0	250.0
						<b>94.0</b>	<b>250.0</b>
171.0	154.0	111.04%	108.0	154.0	70.13%	180.0	154.0
<b>171.0</b>	<b>154.0</b>	<b>111.04%</b>	<b>108.0</b>	<b>154.0</b>	<b>70.13%</b>	<b>180.0</b>	<b>154.0</b>
197.0	200.0	98.50%	193.0	200.0	96.50%	194.0	133.0
<b>197.0</b>	<b>200.0</b>	<b>98.50%</b>	<b>193.0</b>	<b>200.0</b>	<b>96.50%</b>	<b>194.0</b>	<b>133.0</b>
34.0	32.0	106.25%	33.0	32.0	103.13%	35.0	48.0
<b>34.0</b>	<b>32.0</b>	<b>106.25%</b>	<b>33.0</b>	<b>32.0</b>	<b>103.13%</b>	<b>35.0</b>	<b>48.0</b>
2,842.0			3,212.0			10,768.0	
<b>2,842.0</b>			<b>3,212.0</b>			<b>10,768.0</b>	

9,591.0			9,877.0			2,743.0	
<b>9,591.0</b>			<b>9,877.0</b>			<b>2,743.0</b>	
150.0			115.0			136.0	
<b>150.0</b>			<b>115.0</b>			<b>136.0</b>	
186.0			270.0			279.0	
310.0			360.0			310.0	
248.0			270.0			248.0	
<b>744.0</b>			<b>900.0</b>			<b>837.0</b>	
310.0			300.0			310.0	
310.0			300.0			310.0	
310.0			300.0			310.0	
<b>930.0</b>			<b>900.0</b>			<b>930.0</b>	
60.0			90.0			90.0	
100.0			120.0			100.0	
80.0			90.0			80.0	
<b>240.0</b>			<b>300.0</b>			<b>270.0</b>	
	10.0			10.0			10.0
	10.0			10.0			10.0
	10.0			10.0			10.0
	<b>30.0</b>			<b>30.0</b>			<b>30.0</b>
8.0	8.0	100.00%	8.0	8.0	100.00%	8.0	8.0
8.0	8.0	100.00%	8.0	8.0	100.00%	8.0	8.0
<b>16.0</b>	<b>16.0</b>	<b>100.00%</b>	<b>16.0</b>	<b>16.0</b>	<b>100.00%</b>	<b>16.0</b>	<b>16.0</b>
8.0			8.0			8.0	
8.0			8.0			8.0	
<b>16.0</b>			<b>16.0</b>			<b>16.0</b>	
100.0			100.0			100.0	
-	-	-	-	-	-	-	-
<b>100.0</b>			<b>100.0</b>			<b>100.0</b>	

						156.0	156.0
						<b>156.0</b>	<b>156.0</b>
	4.0			4.0			4.0
	6.0			6.0			6.0
							3.0
	3.0			3.0			3.0
							3.0
	5.0			5.0			5.0
							1.0
-	-	-	-	-	-		
	<b>18.0</b>			<b>18.0</b>			<b>25.0</b>
1,575.0	1,664.0	94.65%	797.0	1,664.0	47.90%	1,621.0	1,664.0
2,586.0	2,496.0	103.61%	1,737.0	2,496.0	69.59%	2,047.0	2,912.0
						1,152.0	1,248.0
945.0	1,082.0	87.34%	860.0	1,082.0	79.48%	941.0	1,082.0
						1,045.0	1,914.0
2,049.0	1,997.0	102.60%	1,271.0	1,997.0	63.65%	1,420.0	2,413.0
						0.0	416.0
-	-	-	-	-	-		
<b>7,155.0</b>	<b>7,239.0</b>	<b>98.84%</b>	<b>4,665.0</b>	<b>7,239.0</b>	<b>64.44%</b>	<b>8,226.0</b>	<b>11,649.0</b>
356.0	333.0	106.91%	301.0	333.0	90.39%	185.0	333.0
<b>356.0</b>	<b>333.0</b>	<b>106.91%</b>	<b>301.0</b>	<b>333.0</b>	<b>90.39%</b>	<b>185.0</b>	<b>333.0</b>
700.0	624.0	112.18%	704.0	624.0	112.82%	778.0	624.0
742.0	936.0	79.27%	610.0	936.0	65.17%	734.0	936.0
						181.0	156.0
						532.0	468.0
497.0	468.0	106.20%	353.0	468.0	75.43%	482.0	468.0
						568.0	468.0
1,236.0	780.0	158.46%	958.0	780.0	122.82%	1,063.0	936.0
						90.0	156.0
<b>3,175.0</b>	<b>2,808.0</b>	<b>113.07%</b>	<b>2,625.0</b>	<b>2,808.0</b>	<b>93.48%</b>	<b>4,428.0</b>	<b>4,212.0</b>

4,840.0	4,800.0	100.83%	4,748.0	4,800.0	98.92%	4,683.0	4,800.0
6,631.0	7,000.0	94.73%	6,242.0	7,000.0	89.17%	6,263.0	7,000.0
						1,188.0	1,000.0
3,584.0	3,800.0	94.32%	2,953.0	3,800.0	77.71%	3,681.0	3,800.0
4,845.0	5,800.0	83.53%	4,053.0	5,800.0	69.88%	3,148.0	3,800.0
						4,762.0	6,600.0
						937.0	2,400.0
						2,898.0	3,600.0
<b>19,900.0</b>	<b>21,400.0</b>	<b>92.99%</b>	<b>17,996.0</b>	<b>21,400.0</b>	<b>84.09%</b>	<b>27,560.0</b>	<b>33,000.0</b>
251.0	408.0	61.52%	372.0	408.0	91.18%	452.0	408.0
412.0	408.0	100.98%	328.0	408.0	80.39%	413.0	408.0
						225.0	408.0
456.0	408.0	111.76%	164.0	408.0	40.20%	232.0	216.0
						326.0	408.0
						180.0	
<b>1,119.0</b>	<b>1,224.0</b>	<b>91.42%</b>	<b>864.0</b>	<b>1,224.0</b>	<b>70.59%</b>	<b>1,828.0</b>	<b>1,848.0</b>
1,008.0	1,428.0	70.59%	1,152.0	1,428.0	80.67%	1,752.0	1,428.0
2,062.0	1,428.0	144.40%	1,568.0	1,428.0	109.80%	2,368.0	1,428.0
						676.0	1,428.0
2,284.0	1,428.0	159.94%	611.0	1,428.0	42.79%	942.0	756.0
						1,653.0	1,428.0
						559.0	
<b>5,354.0</b>	<b>4,284.0</b>	<b>124.98%</b>	<b>3,331.0</b>	<b>4,284.0</b>	<b>77.75%</b>	<b>7,950.0</b>	<b>6,468.0</b>
-	-	-	-	-	-		
237.0	263.0	90.11%	236.0	263.0	89.73%	130.0	263.0
						867.0	624.0
1,241.0	526.0	235.93%	1,449.0	526.0	275.48%	462.0	526.0
646.0	1,052.0	61.41%	702.0	1,052.0	66.73%	1,407.0	526.0
						989.0	789.0
						1,751.0	921.0
						686.0	448.0
<b>2,124.0</b>	<b>1,841.0</b>	<b>115.37%</b>	<b>2,387.0</b>	<b>1,841.0</b>	<b>129.66%</b>	<b>6,292.0</b>	<b>4,097.0</b>

231.0	263.0	87.83%	225.0	263.0	85.55%	241.0	263.0
258.0	263.0	98.10%	238.0	263.0	90.49%	254.0	263.0
						366.0	416.0
						244.0	263.0
49.0	263.0	18.63%	111.0	263.0	42.21%	300.0	263.0
						256.0	263.0
337.0	263.0	128.14%	275.0	263.0	104.56%	351.0	263.0
						291.0	526.0
						358.0	263.0
<b>875.0</b>	<b>1,052.0</b>	<b>83.17%</b>	<b>849.0</b>	<b>1,052.0</b>	<b>80.70%</b>	<b>2,661.0</b>	<b>2,783.0</b>
205.0	263.0	77.95%	227.0	263.0	86.31%	291.0	263.0
	526.0			526.0			
						314.0	208.0
1,059.0	789.0	134.22%	1,057.0	789.0	133.97%	1,145.0	789.0
558.0	526.0	106.08%	262.0	526.0	49.81%	563.0	526.0
						802.0	527.0
						221.0	316.0
<b>1,822.0</b>	<b>2,104.0</b>	<b>86.60%</b>	<b>1,546.0</b>	<b>2,104.0</b>	<b>73.48%</b>	<b>3,336.0</b>	<b>2,629.0</b>
67.0	125.0	53.60%	45.0	125.0	36.00%	187.0	125.0
227.0	125.0	181.60%	205.0	125.0	164.00%	131.0	125.0
						0.0	125.0
<b>294.0</b>	<b>250.0</b>	<b>117.60%</b>	<b>250.0</b>	<b>250.0</b>	<b>100.00%</b>	<b>318.0</b>	<b>375.0</b>
346.0	288.0	120.14%	336.0	288.0	116.67%	323.0	288.0
						123.0	96.0
220.0	352.0	62.50%	267.0	352.0	75.85%	260.0	272.0
						282.0	384.0
-	-	-	-	-	-		
<b>566.0</b>	<b>640.0</b>	<b>88.44%</b>	<b>603.0</b>	<b>640.0</b>	<b>94.22%</b>	<b>988.0</b>	<b>1,040.0</b>
1,455.0	1,008.0	144.35%	1,057.0	1,008.0	104.86%	778.0	1,008.0

1,218.0	1,072.0	113.62%	1,263.0	1,072.0	117.82%	567.0	336.0
-	-	-	-	-	-	1,667.0	872.0
-	-	-	-	-	-	787.0	1,344.0
<b>2,673.0</b>	<b>2,080.0</b>	<b>128.51%</b>	<b>2,320.0</b>	<b>2,080.0</b>	<b>111.54%</b>	<b>3,799.0</b>	<b>3,560.0</b>
7.0	7.0	100.00%	7.0	7.0	100.00%	7.0	7.0
8.0	8.0	100.00%	8.0	8.0	100.00%	8.0	8.0
<b>15.0</b>	<b>15.0</b>	<b>100.00%</b>	<b>15.0</b>	<b>15.0</b>	<b>100.00%</b>	<b>15.0</b>	<b>15.0</b>
7.0			7.0			8.0	
8.0			8.0			8.0	
<b>15.0</b>			<b>15.0</b>			<b>16.0</b>	
100.0			100.0			87.5	
100.0			100.0			100.0	
<b>200.0</b>			<b>200.0</b>			<b>187.5</b>	
-	-	-	-	-	-	-	-
-	-	-	-	-	-	-	-
-	-	-	-	-	-	-	-
230.0	250.0	92.00%	211.0	250.0	84.40%	220.0	250.0
<b>230.0</b>	<b>250.0</b>	<b>92.00%</b>	<b>211.0</b>	<b>250.0</b>	<b>84.40%</b>	<b>220.0</b>	<b>250.0</b>

4.0			8.0			5.0	
<b>4.0</b>			<b>8.0</b>			<b>5.0</b>	
8,305.0			7,658.0			9,303.0	
<b>8,305.0</b>			<b>7,658.0</b>			<b>9,303.0</b>	
56.0	56.0	100.00%	56.0	56.0	100.00%	56.0	56.0
<b>56.0</b>	<b>56.0</b>	<b>100.00%</b>	<b>56.0</b>	<b>56.0</b>	<b>100.00%</b>	<b>56.0</b>	<b>56.0</b>

OUT %	NOV Realizado	NOV Previsto	NOV %	DEZ Realizado	DEZ Previsto	DEZ %	TOTAL Realizado
111.54%	422.0	416.0	101.44%	358.0	416.0	86.06%	3,417.0
104.39%	1,642.0	1,914.0	85.79%	1,451.0	1,914.0	75.81%	19,086.0
88.38%	516.0	1,248.0	41.35%	700.0	1,248.0	56.09%	11,294.0
123.88%	1,536.0	1,914.0	80.25%	1,609.0	1,914.0	84.06%	19,800.0
75.46%	1,719.0	2,746.0	62.60%	634.0	2,746.0	23.09%	4,425.0
-	-	-	-	-	-	-	-
106.68%	580.0	749.0	77.44%	551.0	749.0	73.56%	8,715.0
-	-	-	-	-	-	-	7,091.0
81.35%	1,224.0	1,914.0	63.95%	1,011.0	1,914.0	52.82%	16,700.0
94.88%	1,897.0	2,247.0	84.42%	1,298.0	2,247.0	57.77%	23,292.0
77.37%	1,316.0	1,997.0	65.90%	1,051.0	1,997.0	52.63%	17,585.0
106.21%	883.0	918.0	96.19%	840.0	918.0	91.50%	11,169.0
67.50%	738.0	1,914.0	38.56%	663.0	1,914.0	34.64%	15,052.0
-	-	-	-	-	-	-	1,776.0
102.72%	832.0	918.0	90.63%	1,006.0	918.0	109.59%	2,781.0
91.30%	13,305.0	18,895.0	70.42%	11,172.0	18,895.0	59.13%	162,183.0
		342.0		1,057.0	342.0	309.06%	1,057.0
		342.0		1,057.0	342.0	309.06%	1,057.0
111.54%	144.0	156.0	92.31%	139.0	156.0	89.10%	1,633.0
92.56%	481.0	780.0	61.67%	447.0	780.0	57.31%	7,663.0
101.92%	425.0	468.0	90.81%	384.0	468.0	82.05%	5,134.0
136.92%	937.0	780.0	120.13%	893.0	780.0	114.49%	9,542.0
151.50%	1,148.0	936.0	122.65%	986.0	936.0	105.34%	3,552.0
-	-	-	-	-	-	-	-
172.76%	353.0	312.0	113.14%	366.0	312.0	117.31%	4,544.0
-	-	-	-	-	-	-	2,458.0
130.51%	1,019.0	780.0	130.64%	919.0	780.0	117.82%	11,646.0
106.41%	1,040.0	936.0	111.11%	900.0	936.0	96.15%	10,135.0
112.31%	736.0	780.0	94.36%	538.0	780.0	68.97%	8,669.0
113.83%	443.0	441.0	100.45%	425.0	441.0	96.37%	5,741.0
137.56%	846.0	780.0	108.46%	636.0	780.0	81.54%	7,891.0
-	-	-	-	-	-	-	588.0
114.29%	226.0	441.0	51.25%	334.0	441.0	75.74%	1,064.0
123.41%	7,798.0	7,590.0	102.74%	6,967.0	7,590.0	91.79%	80,260.0
90.83%	1,077.0	1,200.0	89.75%	869.0	1,200.0	72.42%	10,768.0

93.93%	5,664.0	5,800.0	97.66%	5,133.0	5,800.0	88.50%	65,185.0
101.07%	2,901.0	3,000.0	96.70%	2,512.0	3,000.0	83.73%	32,061.0
100.95%	5,878.0	6,000.0	97.97%	5,912.0	6,000.0	98.53%	55,295.0
101.42%	6,923.0	6,000.0	115.38%	6,509.0	6,000.0	108.48%	19,517.0
-	-	-	-	-	-	-	-
99.54%	2,354.0	2,400.0	98.08%	2,403.0	2,400.0	100.13%	28,557.0
-	-	-	-	-	-	-	16,888.0
95.53%	5,184.0	6,000.0	86.40%	4,638.0	6,000.0	77.30%	64,312.0
82.40%	5,817.0	7,200.0	80.79%	5,788.0	7,200.0	80.39%	79,300.0
83.00%	5,592.0	6,000.0	93.20%	4,833.0	6,000.0	80.55%	59,376.0
89.89%	2,146.0	2,700.0	79.48%	2,254.0	2,700.0	83.48%	28,061.0
83.42%	5,441.0	6,000.0	90.68%	5,667.0	6,000.0	94.45%	62,602.0
-	-	-	-	-	-	-	10,839.0
69.30%	2,148.0	2,700.0	79.56%	2,350.0	2,700.0	87.04%	6,369.0
91.00%	51,125.0	55,000.0	92.95%	48,868.0	55,000.0	88.85%	539,130.0

		1.0			1.0		
		5.0			5.0		
		3.0			3.0		
		5.0			5.0		
-	-	-	-	-	-	-	-
		2.0			2.0		
-	-	-	-	-	-	-	-
		5.0			5.0		
		6.0			6.0		
		5.0			5.0		
		3.0			3.0		
		5.0			5.0		
-	-	-	-	-	-	-	-
		3.0			3.0		
		43.0			43.0		

84.67%	400.0	600.0	66.67%	581.0	600.0	96.83%	5,983.0
78.24%	132.0	216.0	61.11%	145.0	216.0	67.13%	2,109.0
71.30%	200.0	216.0	92.59%	168.0	216.0	77.78%	2,287.0
119.21%	434.0	432.0	100.46%	425.0	432.0	98.38%	1,374.0
-	-	-	-	-	-	-	-
106.02%	234.0	216.0	108.33%	216.0	216.0	100.00%	2,364.0
-	-	-	-	-	-	-	-
103.04%	596.0	624.0	95.51%	460.0	624.0	73.72%	7,109.0
105.09%	267.0	432.0	61.81%	306.0	432.0	70.83%	4,664.0
116.50%	481.0	600.0	80.17%	476.0	600.0	79.33%	6,664.0

-	-	-	-	-	-	-	326.0
125.00%	200.0	192.0	104.17%	172.0	192.0	89.58%	612.0
102.35%	2,944.0	3,528.0	83.45%	2,949.0	3,528.0	83.59%	33,492.0
82.19%	1,637.0	2,100.0	77.95%	2,141.0	2,100.0	101.95%	21,089.0
108.73%	812.0	756.0	107.41%	680.0	756.0	89.95%	11,724.0
98.28%	1,148.0	756.0	151.85%	931.0	756.0	123.15%	12,875.0
131.81%	1,903.0	1,512.0	125.86%	2,108.0	1,512.0	139.42%	6,004.0
-	-	-	-	-	-	-	-
117.86%	870.0	756.0	115.08%	793.0	756.0	104.89%	9,622.0
-	-	-	-	-	-	-	-
121.06%	2,346.0	2,184.0	107.42%	1,887.0	2,184.0	86.40%	26,293.0
121.83%	1,197.0	1,512.0	79.17%	1,353.0	1,512.0	89.48%	18,922.0
117.86%	1,656.0	2,100.0	78.86%	2,112.0	2,100.0	100.57%	24,273.0
-	-	-	-	-	-	-	1,358.0
93.15%	589.0	672.0	87.65%	574.0	672.0	85.42%	1,789.0
111.45%	12,158.0	12,348.0	98.46%	12,579.0	12,348.0	101.87%	133,949.0
72.50%	49.0	80.0	61.25%	47.0	80.0	58.75%	154.0
0.00%	0.0	96.0	0.00%	106.0	96.0	110.42%	106.0
32.95%	49.0	176.0	27.84%	153.0	176.0	86.93%	260.0
146.00%	211.0	200.0	105.50%	234.0	200.0	117.00%	737.0
0.00%	0.0	336.0	0.00%	381.0	336.0	113.39%	381.0
54.48%	211.0	536.0	39.37%	615.0	536.0	114.74%	1,118.0
-	-	-	-	-	-	-	-
-	-	-	-	-	-	-	-
-	-	-	-	-	-	-	-
124.19%	617.0	678.0	91.00%	581.0	678.0	85.69%	8,455.0
124.19%	617.0	678.0	91.00%	581.0	678.0	85.69%	8,455.0

111.16%	547.0	448.0	122.10%	497.0	448.0	110.94%	6,296.0
<b>111.16%</b>	<b>547.0</b>	<b>448.0</b>	<b>122.10%</b>	<b>497.0</b>	<b>448.0</b>	<b>110.94%</b>	<b>6,296.0</b>
116.17%	610.0	575.0	106.09%	512.0	575.0	89.04%	7,448.0
<b>116.17%</b>	<b>610.0</b>	<b>575.0</b>	<b>106.09%</b>	<b>512.0</b>	<b>575.0</b>	<b>89.04%</b>	<b>7,448.0</b>
93.19%	702.0	690.0	101.74%	568.0	690.0	82.32%	8,454.0
<b>93.19%</b>	<b>702.0</b>	<b>690.0</b>	<b>101.74%</b>	<b>568.0</b>	<b>690.0</b>	<b>82.32%</b>	<b>8,454.0</b>
125.22%	135.0	115.0	117.39%	152.0	115.0	132.17%	1,575.0
<b>125.22%</b>	<b>135.0</b>	<b>115.0</b>	<b>117.39%</b>	<b>152.0</b>	<b>115.0</b>	<b>132.17%</b>	<b>1,575.0</b>
86.26%	645.0	575.0	112.17%	489.0	575.0	85.04%	7,095.0
<b>86.26%</b>	<b>645.0</b>	<b>575.0</b>	<b>112.17%</b>	<b>489.0</b>	<b>575.0</b>	<b>85.04%</b>	<b>7,095.0</b>
107.68%	726.0	690.0	105.22%	739.0	690.0	107.10%	8,771.0
<b>107.68%</b>	<b>726.0</b>	<b>690.0</b>	<b>105.22%</b>	<b>739.0</b>	<b>690.0</b>	<b>107.10%</b>	<b>8,771.0</b>
123.83%	584.0	575.0	101.57%	517.0	575.0	89.91%	7,596.0
<b>123.83%</b>	<b>584.0</b>	<b>575.0</b>	<b>101.57%</b>	<b>517.0</b>	<b>575.0</b>	<b>89.91%</b>	<b>7,596.0</b>
115.65%	124.0	115.0	107.83%	154.0	115.0	133.91%	1,524.0
<b>115.65%</b>	<b>124.0</b>	<b>115.0</b>	<b>107.83%</b>	<b>154.0</b>	<b>115.0</b>	<b>133.91%</b>	<b>1,524.0</b>
55.70%	85.0	79.0	107.59%	99.0	79.0	125.32%	1,002.0
<b>55.70%</b>	<b>85.0</b>	<b>79.0</b>	<b>107.59%</b>	<b>99.0</b>	<b>79.0</b>	<b>125.32%</b>	<b>1,002.0</b>
				-	-	-	713.0
							<b>713.0</b>
90.80%	253.0	250.0	101.20%	241.0	250.0	96.40%	144.2
193.60%	466.0	250.0	186.40%	527.0	250.0	210.80%	447.8
<b>142.20%</b>	<b>719.0</b>	<b>500.0</b>	<b>143.80%</b>	<b>768.0</b>	<b>500.0</b>	<b>153.60%</b>	<b>592.0</b>

-	-	-	-	-	-	-	-
114.00%	251.0	250.0	100.40%	281.0	250.0	112.40%	250.5
<b>114.00%</b>	<b>251.0</b>	<b>250.0</b>	<b>100.40%</b>	<b>281.0</b>	<b>250.0</b>	<b>112.40%</b>	<b>250.5</b>
99.17%	119.0	120.0	99.17%	120.0	120.0	100.00%	119.3
100.00%	120.0	120.0	100.00%	120.0	120.0	100.00%	119.5
<b>99.58%</b>	<b>239.0</b>	<b>240.0</b>	<b>99.58%</b>	<b>240.0</b>	<b>240.0</b>	<b>100.00%</b>	<b>238.8</b>
-	-	-	-	-	-	-	4,139.0
110.90%	683.0	789.0	86.57%	732.0	789.0	92.78%	9,397.0
65.27%	597.0	789.0	75.67%	554.0	789.0	70.22%	7,454.0
104.56%	726.0	789.0	92.02%	663.0	789.0	84.03%	9,859.0
-	-	-	-	-	-	-	1,780.0
-	-	-	-	-	-	-	-
<b>93.58%</b>	<b>2,006.0</b>	<b>2,367.0</b>	<b>84.75%</b>	<b>1,949.0</b>	<b>2,367.0</b>	<b>82.34%</b>	<b>32,629.0</b>
-	-	-	-	-	-	-	797.0
82.32%	459.0	526.0	87.26%	294.0	526.0	55.89%	5,200.0
0.00%	0.0	263.0	0.00%	147.0	263.0	55.89%	1,592.0
101.52%	365.0	526.0	69.39%	284.0	526.0	53.99%	4,733.0
-	-	-	-	-	-	-	838.0
-	-	-	-	-	-	-	-
<b>73.54%</b>	<b>824.0</b>	<b>1,315.0</b>	<b>62.66%</b>	<b>725.0</b>	<b>1,315.0</b>	<b>55.13%</b>	<b>13,160.0</b>
-	-	-	-	-	-	-	855.0
111.41%	275.0	263.0	104.56%	303.0	263.0	115.21%	3,425.0
70.72%	233.0	263.0	88.59%	176.0	263.0	66.92%	2,797.0
104.18%	154.0	263.0	58.56%	180.0	263.0	68.44%	3,087.0
-	-	-	-	-	-	-	650.0
-	-	-	-	-	-	-	-
<b>95.44%</b>	<b>662.0</b>	<b>789.0</b>	<b>83.90%</b>	<b>659.0</b>	<b>789.0</b>	<b>83.52%</b>	<b>10,814.0</b>
105.60%	135.0	125.0	108.00%	123.0	125.0	98.40%	1,641.0

100.80%	120.0	125.0	96.00%	108.0	125.0	86.40%	354.0
103.20%	255.0	250.0	102.00%	231.0	250.0	92.40%	1,995.0
-	-	-	-	-	-	-	-
-	-	-	-	-	-	-	-
-	-	-	-	-	-	-	-
-	-	-	-	-	-	-	499.0
113.33%	173.0	240.0	72.08%	232.0	240.0	96.67%	3,105.0
116.91%	285.0	272.0	104.78%	180.0	272.0	66.18%	2,878.0
140.00%	299.0	480.0	62.29%	242.0	480.0	50.42%	5,810.0
-	-	-	-	-	-	-	807.0
-	-	-	-	-	-	-	-
127.22%	757.0	992.0	76.31%	654.0	992.0	65.93%	13,099.0
-	-	-	-	-	-	-	1,162.0
97.62%	593.0	840.0	70.60%	684.0	840.0	81.43%	11,596.0
142.55%	1,105.0	872.0	126.72%	805.0	872.0	92.32%	11,645.0
127.08%	1,037.0	1,680.0	61.73%	860.0	1,680.0	51.19%	18,917.0
-	-	-	-	-	-	-	2,546.0
-	-	-	-	-	-	-	-
123.76%	2,735.0	3,392.0	80.63%	2,349.0	3,392.0	69.25%	45,866.0
104.00%	236.0	250.0	94.40%	223.0	250.0	89.20%	2,888.0
104.00%	236.0	250.0	94.40%	223.0	250.0	89.20%	2,888.0
91.67%	159.0	180.0	88.33%	147.0	180.0	81.67%	2,072.0
91.67%	159.0	180.0	88.33%	147.0	180.0	81.67%	2,072.0
112.00%	90.0	100.0	90.00%	85.0	100.0	85.00%	1,169.0
112.00%	90.0	100.0	90.00%	85.0	100.0	85.00%	1,169.0
	750.0			672.0			11,358.0
	750.0			672.0			11,358.0

165.00%	20.0	20.0	100.00%	18.0	20.0	90.00%	264.0
165.00%	20.0	20.0	100.00%	18.0	20.0	90.00%	264.0
100.00%	82.0	100.0	82.00%	76.0	100.0	76.00%	1,273.0
100.00%	82.0	100.0	82.00%	76.0	100.0	76.00%	1,273.0
98.89%	429.0	450.0	95.33%	386.0	450.0	85.78%	5,188.0
98.89%	429.0	450.0	95.33%	386.0	450.0	85.78%	5,188.0
95.67%	285.0	300.0	95.00%	268.0	300.0	89.33%	3,360.0
95.67%	285.0	300.0	95.00%	268.0	300.0	89.33%	3,360.0
	130.0			35.0			1,223.0
	130.0			35.0			1,223.0
113.33%	98.0	90.0	108.89%	94.0	90.0	104.44%	95.8
113.33%	98.0	90.0	108.89%	94.0	90.0	104.44%	95.8
37.60%	173.0	250.0	69.20%	184.0	250.0	73.60%	64.4
37.60%	173.0	250.0	69.20%	184.0	250.0	73.60%	64.4
116.88%	129.0	154.0	83.77%	83.0	154.0	53.90%	1,468.0
116.88%	129.0	154.0	83.77%	83.0	154.0	53.90%	1,468.0
145.86%	127.0	133.0	95.49%	137.0	133.0	103.01%	1,509.0
145.86%	127.0	133.0	95.49%	137.0	133.0	103.01%	1,509.0
72.92%	43.0	48.0	89.58%	49.0	48.0	102.08%	395.0
72.92%	43.0	48.0	89.58%	49.0	48.0	102.08%	395.0
	2,186.0			2,207.0			39,961.0
	2,186.0			2,207.0			39,961.0

	10,775.0			9,787.0			98,569.0
	<b>10,775.0</b>			<b>9,787.0</b>			<b>98,569.0</b>
	177.0			198.0			1,977.0
	<b>177.0</b>			<b>198.0</b>			<b>1,977.0</b>
	240.0			248.0			247.8
	300.0			279.0			304.3
	270.0			279.0			271.3
	<b>810.0</b>			<b>806.0</b>			<b>823.5</b>
	300.0			310.0			304.2
	300.0			310.0			304.2
	300.0			310.0			304.2
	<b>900.0</b>			<b>930.0</b>			<b>912.5</b>
	80.0			80.0			81.7
	100.0			90.0			100.0
	90.0			90.0			89.2
	<b>270.0</b>			<b>260.0</b>			<b>270.8</b>
	10.0			10.0			
	10.0			10.0			
	10.0			10.0			
	<b>30.0</b>			<b>30.0</b>			
100.00%	8.0	8.0	100.00%	8.0	8.0	100.00%	8.0
100.00%	8.0	8.0	100.00%	8.0	8.0	100.00%	8.0
100.00%	<b>16.0</b>	<b>16.0</b>	<b>100.00%</b>	<b>16.0</b>	<b>16.0</b>	<b>100.00%</b>	<b>16.0</b>
	8.0			8.0			96.0
	8.0			8.0			96.0
	<b>16.0</b>			<b>16.0</b>			<b>192.0</b>
	100.0			100.0			100.0
-	-	-	-	-	-	-	
	<b>100.0</b>			<b>100.0</b>			<b>100.0</b>

100.00%	141.0	156.0	90.38%	151.0	156.0	96.79%	448.0
<b>100.00%</b>	<b>141.0</b>	<b>156.0</b>	<b>90.38%</b>	<b>151.0</b>	<b>156.0</b>	<b>96.79%</b>	<b>448.0</b>
		4.0			4.0		
		6.0			6.0		
		3.0			3.0		
		3.0			3.0		
		3.0			3.0		
		5.0			5.0		
		1.0			1.0		
		1.0			1.0		
		<b>26.0</b>			<b>26.0</b>		
97.42%	1,734.0	1,664.0	104.21%	1,226.0	1,664.0	73.68%	16,582.0
70.30%	1,568.0	2,912.0	53.85%	1,502.0	2,912.0	51.58%	22,466.0
							2,142.0
92.31%	1,260.0	1,248.0	100.96%	1,157.0	1,248.0	92.71%	3,569.0
86.97%	816.0	1,082.0	75.42%	756.0	1,082.0	69.87%	11,106.0
54.60%	1,648.0	1,914.0	86.10%	1,401.0	1,914.0	73.20%	4,094.0
58.85%	1,273.0	2,413.0	52.76%	1,496.0	2,413.0	62.00%	19,399.0
0.00%	0.0	416.0	0.00%	216.0	416.0	51.92%	216.0
		416.0		0.0	416.0	0.00%	0.0
<b>70.62%</b>	<b>8,299.0</b>	<b>12,065.0</b>	<b>68.79%</b>	<b>7,754.0</b>	<b>12,065.0</b>	<b>64.27%</b>	<b>79,574.0</b>
55.56%		333.0		341.0	333.0	102.40%	3,438.0
<b>55.56%</b>		<b>333.0</b>		<b>341.0</b>	<b>333.0</b>	<b>102.40%</b>	<b>3,438.0</b>
124.68%	595.0	624.0	95.35%	205.0	624.0	32.85%	6,898.0
78.42%	592.0	936.0	63.25%	698.0	936.0	74.57%	9,369.0
116.03%	154.0	156.0	98.72%	147.0	156.0	94.23%	482.0
							849.0
113.68%	525.0	468.0	112.18%	527.0	468.0	112.61%	1,584.0
102.99%	486.0	468.0	103.85%	444.0	468.0	94.87%	4,466.0
121.37%	463.0	468.0	98.93%	452.0	468.0	96.58%	1,483.0
113.57%	1,057.0	936.0	112.93%	938.0	936.0	100.21%	11,863.0
57.69%	249.0	156.0	159.62%	218.0	156.0	139.74%	557.0
<b>105.13%</b>	<b>4,121.0</b>	<b>4,212.0</b>	<b>97.84%</b>	<b>3,629.0</b>	<b>4,212.0</b>	<b>86.16%</b>	<b>37,551.0</b>

97.56%	4,558.0	4,800.0	94.96%	4,675.0	4,800.0	97.40%	56,613.0
89.47%	6,264.0	7,000.0	89.49%	6,148.0	7,000.0	87.83%	75,267.0
118.80%	988.0	1,000.0	98.80%	878.0	1,000.0	87.80%	3,054.0
							6,210.0
96.87%	3,526.0	3,800.0	92.79%	3,774.0	3,800.0	99.32%	10,981.0
82.84%	2,704.0	3,800.0	71.16%	2,832.0	3,800.0	74.53%	36,828.0
		3,600.0		2,976.0	3,600.0	82.67%	2,976.0
72.15%	4,809.0	6,600.0	72.86%	4,474.0	6,600.0	67.79%	60,804.0
39.04%	2,157.0	2,400.0	89.88%	1,524.0	2,400.0	63.50%	4,618.0
80.50%	2,946.0	3,600.0	81.83%	2,902.0	3,600.0	80.61%	8,746.0
83.52%	27,952.0	36,600.0	76.37%	30,183.0	36,600.0	82.47%	266,097.0
110.78%	226.0	408.0	55.39%	152.0	408.0	37.25%	4,051.0
101.23%	229.0	408.0	56.13%	361.0	408.0	88.48%	3,963.0
							459.0
55.15%	190.0	408.0	46.57%	241.0	408.0	59.07%	656.0
107.41%	184.0	216.0	85.19%	205.0	216.0	94.91%	621.0
79.90%	288.0	408.0	70.59%	224.0	408.0	54.90%	4,063.0
	112.0			-	-	-	292.0
98.92%	1,229.0	1,848.0	66.50%	1,183.0	1,848.0	64.02%	14,105.0
122.69%	1,010.0	1,428.0	70.73%	830.0	1,428.0	58.12%	17,034.0
165.83%	1,230.0	1,428.0	86.13%	1,615.0	1,428.0	113.10%	19,951.0
							1,708.0
47.34%	738.0	1,428.0	51.68%	855.0	1,428.0	59.87%	2,269.0
124.60%	708.0	756.0	93.65%	667.0	756.0	88.23%	2,317.0
115.76%	1,183.0	1,428.0	82.84%	847.0	1,428.0	59.31%	17,856.0
	385.0			-	-	-	944.0
122.91%	5,254.0	6,468.0	81.23%	4,814.0	6,468.0	74.43%	62,079.0
		263.0		224.0	263.0	85.17%	224.0
49.43%	225.0	263.0	85.55%	199.0	263.0	75.67%	2,672.0
138.94%	725.0	624.0	116.19%	691.0	624.0	110.74%	2,283.0
							3,880.0
87.83%	360.0	526.0	68.44%	237.0	526.0	45.06%	1,059.0
267.49%	1,241.0	526.0	235.93%	1,012.0	526.0	192.40%	10,865.0
125.35%	623.0	789.0	78.96%	578.0	789.0	73.26%	8,270.0
190.12%	1,511.0	921.0	164.06%	797.0	921.0	86.54%	4,059.0
153.13%	457.0	448.0	102.01%	462.0	448.0	103.13%	1,605.0
153.58%	5,142.0	4,360.0	117.94%	4,200.0	4,360.0	96.33%	34,917.0

91.63%	170.0	263.0	64.64%	205.0	263.0	77.95%	2,412.0
96.58%	217.0	263.0	82.51%	200.0	263.0	76.05%	2,381.0
87.98%	354.0	416.0	85.10%	220.0	416.0	52.88%	940.0
							516.0
92.78%	219.0	263.0	83.27%	0.0	263.0	0.00%	463.0
114.07%	196.0	263.0	74.52%	176.0	263.0	66.92%	2,499.0
97.34%	218.0	263.0	82.89%	128.0	263.0	48.67%	602.0
133.46%	285.0	263.0	108.37%	270.0	263.0	102.66%	3,613.0
55.32%	355.0	526.0	67.49%	393.0	526.0	74.71%	1,039.0
136.12%	321.0	263.0	122.05%	300.0	263.0	114.07%	979.0
<b>95.62%</b>	<b>2,335.0</b>	<b>2,783.0</b>	<b>83.90%</b>	<b>1,892.0</b>	<b>2,783.0</b>	<b>67.98%</b>	<b>15,444.0</b>
110.65%	246.0	263.0	93.54%	148.0	263.0	56.27%	2,977.0
				-	-	-	89.0
150.96%	212.0	208.0	101.92%	206.0	208.0	99.04%	732.0
							1,097.0
145.12%	747.0	789.0	94.68%	534.0	789.0	67.68%	8,376.0
107.03%	400.0	526.0	76.05%	409.0	526.0	77.76%	5,966.0
152.18%	695.0	527.0	131.88%	348.0	527.0	66.03%	1,845.0
69.94%	261.0	316.0	82.59%	268.0	316.0	84.81%	750.0
<b>126.89%</b>	<b>2,561.0</b>	<b>2,629.0</b>	<b>97.41%</b>	<b>1,913.0</b>	<b>2,629.0</b>	<b>72.77%</b>	<b>21,832.0</b>
149.60%	62.0	125.0	49.60%	0.0	125.0	0.00%	1,265.0
104.80%	216.0	125.0	172.80%	226.0	125.0	180.80%	2,482.0
0.00%	0.0	125.0	0.00%	0.0	125.0	0.00%	0.0
<b>84.80%</b>	<b>278.0</b>	<b>375.0</b>	<b>74.13%</b>	<b>226.0</b>	<b>375.0</b>	<b>60.27%</b>	<b>3,747.0</b>
							406.0
				-	-	-	
112.15%	304.0	288.0	105.56%	265.0	288.0	92.01%	3,550.0
128.13%	97.0	96.0	101.04%	93.0	96.0	96.88%	313.0
95.59%	165.0	272.0	60.66%	95.0	272.0	34.93%	2,127.0
73.44%	243.0	384.0	63.28%	257.0	384.0	66.93%	782.0
		192.0		150.0	192.0	78.13%	150.0
<b>95.00%</b>	<b>809.0</b>	<b>1,232.0</b>	<b>65.67%</b>	<b>860.0</b>	<b>1,232.0</b>	<b>69.81%</b>	<b>7,328.0</b>
							1,570.0
				-	-	-	
77.18%	625.0	1,008.0	62.00%	598.0	1,008.0	59.33%	10,939.0

168.75%	486.0	336.0	144.64%	495.0	336.0	147.32%	1,548.0
191.17%	1,471.0	872.0	168.69%	883.0	872.0	101.26%	13,265.0
58.56%	712.0	1,344.0	52.98%	745.0	1,344.0	55.43%	2,244.0
		672.0		470.0	672.0	69.94%	470.0
<b>106.71%</b>	<b>3,294.0</b>	<b>4,232.0</b>	<b>77.84%</b>	<b>3,191.0</b>	<b>4,232.0</b>	<b>75.40%</b>	<b>30,036.0</b>

100.00%	7.0	7.0	100.00%	7.0	7.0	100.00%	7.0
100.00%	8.0	8.0	100.00%	8.0	8.0	100.00%	8.0
<b>100.00%</b>	<b>15.0</b>	<b>15.0</b>	<b>100.00%</b>	<b>15.0</b>	<b>15.0</b>	<b>100.00%</b>	<b>15.0</b>

	7.0			7.0			85.0
	8.0			8.0			96.0
	<b>15.0</b>			<b>15.0</b>			<b>181.0</b>

	100.0			100.0			99.0
	100.0			100.0			100.0
	<b>200.0</b>			<b>200.0</b>			<b>199.0</b>

-	-	-	-	-	-	-	
---	---	---	---	---	---	---	--

-	-	-	-	-	-	-	
---	---	---	---	---	---	---	--

-	-	-	-	-	-	-	
---	---	---	---	---	---	---	--

88.00%	222.0	250.0	88.80%	227.0	250.0	90.80%	218.5
<b>88.00%</b>	<b>222.0</b>	<b>250.0</b>	<b>88.80%</b>	<b>227.0</b>	<b>250.0</b>	<b>90.80%</b>	<b>218.5</b>

	0.0			0.0			377.0
	<b>0.0</b>			<b>0.0</b>			<b>377.0</b>
	9,185.0			8,777.0			92,731.0
	<b>9,185.0</b>			<b>8,777.0</b>			<b>92,731.0</b>
100.00%	56.0	56.0	100.00%	56.0	56.0	100.00%	56.0
<b>100.00%</b>	<b>56.0</b>	<b>56.0</b>	<b>100.00%</b>	<b>56.0</b>	<b>56.0</b>	<b>100.00%</b>	<b>56.0</b>

	TOTAL Previsto	TOTAL % Realiz/Prev
(Σ)	4,992.0	68.45%
(Σ)	22,968.0	83.10%
(Σ)	14,976.0	75.41%
(Σ)	19,972.0	99.14%
(Σ)	8,238.0	53.71%
(Σ)		
(Σ)	8,988.0	96.96%
(Σ)	7,488.0	94.70%
(Σ)	23,800.0	70.17%
(Σ)	26,964.0	86.38%
(Σ)	23,964.0	73.38%
(Σ)	11,628.0	96.05%
(Σ)	22,968.0	65.53%
(Σ)	3,495.0	50.82%
(Σ)	2,754.0	100.98%
<b>(Σ)</b>	<b>203,195.0</b>	<b>79.82%</b>
(Σ)	684.0	154.53%
<b>(Σ)</b>	<b>684.0</b>	<b>154.53%</b>
(Σ)	1,872.0	87.23%
(Σ)	9,360.0	81.87%
(Σ)	5,616.0	91.42%
(Σ)	8,112.0	117.63%
(Σ)	2,808.0	126.50%
(Σ)		
(Σ)	3,744.0	121.37%
(Σ)	2,808.0	87.54%
(Σ)	9,672.0	120.41%
(Σ)	11,232.0	90.23%
(Σ)	9,360.0	92.62%
(Σ)	5,586.0	102.77%
(Σ)	9,360.0	84.31%
(Σ)	1,404.0	41.88%
(Σ)	1,323.0	80.42%
<b>(Σ)</b>	<b>82,257.0</b>	<b>97.57%</b>
(Σ)	14,400.0	74.78%

(Σ)	69,600.0	93.66%
(Σ)	36,000.0	89.06%
(Σ)	61,600.0	89.76%
(Σ)	18,000.0	108.43%
(Σ)		
(Σ)	28,800.0	99.16%
(Σ)	21,600.0	78.19%
(Σ)	74,000.0	86.91%
(Σ)	86,400.0	91.78%
(Σ)	72,000.0	82.47%
(Σ)	34,200.0	82.05%
(Σ)	72,000.0	86.95%
(Σ)	10,800.0	100.36%
(Σ)	8,100.0	78.63%
<b>(Σ)</b>	<b>607,500.0</b>	<b>88.75%</b>

(m)	1.0	
(m)	5.0	
(m)	3.0	
(m)	4.8	
(m)		
(m)		
(m)	2.0	
(m)	4.3	
(m)	5.2	
(m)	6.0	
(m)	5.0	
(m)	3.2	
(m)	5.0	
(m)	1.5	
(m)	1.3	
<b>(m)</b>	<b>47.3</b>	

(Σ)	7,200.0	83.10%
(Σ)	2,592.0	81.37%
(Σ)	2,592.0	88.23%
(Σ)	1,296.0	106.02%
(Σ)		
(Σ)	2,592.0	91.20%
(Σ)		
(Σ)	7,488.0	94.94%
(Σ)	5,184.0	89.97%
(Σ)	7,200.0	92.56%

(Σ)	648.0	50.31%
(Σ)	576.0	106.25%
<b>(Σ)</b>	<b>37,368.0</b>	<b>89.63%</b>
(Σ)	25,200.0	83.69%
(Σ)	9,072.0	129.23%
(Σ)	9,072.0	141.92%
(Σ)	4,536.0	132.36%
(Σ)		
(Σ)	9,072.0	106.06%
(Σ)		
(Σ)	26,208.0	100.32%
(Σ)	18,144.0	104.29%
(Σ)	25,200.0	96.32%
(Σ)	2,268.0	59.88%
(Σ)	2,016.0	88.74%
<b>(Σ)</b>	<b>130,788.0</b>	<b>102.42%</b>
(NA)	240.0	64.17%
(NA)	288.0	36.81%
<b>(NA)</b>	<b>528.0</b>	<b>49.24%</b>
(NA)	600.0	122.83%
(NA)	1,008.0	37.80%
<b>(NA)</b>	<b>1,608.0</b>	<b>69.53%</b>
(Σ)		
<b>(Σ)</b>		
(Σ)		
<b>(Σ)</b>		
(Σ)		
<b>(Σ)</b>		
(Σ)	8,136.0	103.92%
<b>(Σ)</b>	<b>8,136.0</b>	<b>103.92%</b>

(Σ)	5,160.0	122.02%
<b>(Σ)</b>	<b>5,160.0</b>	<b>122.02%</b>
(Σ)	6,900.0	107.94%
<b>(Σ)</b>	<b>6,900.0</b>	<b>107.94%</b>
(Σ)	8,280.0	102.10%
<b>(Σ)</b>	<b>8,280.0</b>	<b>102.10%</b>
(Σ)	1,380.0	114.13%
<b>(Σ)</b>	<b>1,380.0</b>	<b>114.13%</b>
(Σ)	6,900.0	102.83%
<b>(Σ)</b>	<b>6,900.0</b>	<b>102.83%</b>
(Σ)	8,280.0	105.93%
<b>(Σ)</b>	<b>8,280.0</b>	<b>105.93%</b>
(Σ)	7,935.0	95.73%
<b>(Σ)</b>	<b>7,935.0</b>	<b>95.73%</b>
(Σ)	1,380.0	110.43%
<b>(Σ)</b>	<b>1,380.0</b>	<b>110.43%</b>
(NA)	948.0	105.70%
<b>(NA)</b>	<b>948.0</b>	<b>105.70%</b>
(NA)	1,035.0	68.89%
<b>(NA)</b>	<b>1,035.0</b>	<b>68.89%</b>
(m)	150.0	96.13%
(m)	250.0	179.10%
<b>(m)</b>	<b>400.0</b>	<b>147.99%</b>

(m)		
(m)	250.0	100.20%
<b>(m)</b>	<b>250.0</b>	<b>100.20%</b>
(m)	120.0	99.44%
(m)	120.0	99.58%
<b>(m)</b>	<b>240.0</b>	<b>99.51%</b>
(Σ)		
(Σ)	2,104.0	196.72%
(Σ)	9,468.0	99.25%
(Σ)	9,468.0	78.73%
(Σ)	10,460.0	94.25%
(Σ)		
(Σ)	2,104.0	84.60%
(Σ)		
<b>(Σ)</b>	<b>33,604.0</b>	<b>97.10%</b>
(Σ)		
(Σ)	1,052.0	75.76%
(Σ)	6,312.0	82.38%
(Σ)	3,156.0	50.44%
(Σ)	6,312.0	74.98%
(Σ)		
(Σ)	1,052.0	79.66%
(Σ)		
<b>(Σ)</b>	<b>17,884.0</b>	<b>73.59%</b>
(Σ)		
(Σ)	1,052.0	81.27%
(Σ)	3,156.0	108.52%
(Σ)	3,156.0	88.62%
(Σ)	4,148.0	74.42%
(Σ)		
(Σ)	526.0	123.57%
(Σ)		
<b>(Σ)</b>	<b>12,038.0</b>	<b>89.83%</b>
(Σ)	1,500.0	109.40%

(Σ)	375.0	94.40%
<b>(Σ)</b>	<b>1,875.0</b>	<b>106.40%</b>
(NA)		
(NA)		
(NA)		
<b>(NA)</b>		
(Σ)	544.0	91.73%
(Σ)	2,880.0	107.81%
(Σ)	3,264.0	88.17%
(Σ)	5,760.0	100.87%
(Σ)		
(Σ)	1,088.0	74.17%
(Σ)		
<b>(Σ)</b>	<b>13,536.0</b>	<b>96.77%</b>
(Σ)	1,744.0	66.63%
(Σ)	10,080.0	115.04%
(Σ)	10,464.0	111.29%
(Σ)	20,160.0	93.83%
(Σ)		
(Σ)	3,488.0	72.99%
(Σ)		
<b>(Σ)</b>	<b>45,936.0</b>	<b>99.85%</b>
(Σ)	3,000.0	96.27%
<b>(Σ)</b>	<b>3,000.0</b>	<b>96.27%</b>
(Σ)	2,160.0	95.93%
<b>(Σ)</b>	<b>2,160.0</b>	<b>95.93%</b>
(Σ)	1,200.0	97.42%
<b>(Σ)</b>	<b>1,200.0</b>	<b>97.42%</b>
(Σ)		
<b>(Σ)</b>		

(Σ)	420.0	62.86%
(Σ)	<b>420.0</b>	<b>62.86%</b>
(Σ)	1,650.0	77.15%
(Σ)	<b>1,650.0</b>	<b>77.15%</b>
(Σ)	5,400.0	96.07%
(Σ)	<b>5,400.0</b>	<b>96.07%</b>
(Σ)	3,600.0	93.33%
(Σ)	<b>3,600.0</b>	<b>93.33%</b>
(Σ)		
(Σ)		
(m)	90.0	106.48%
(m)	<b>90.0</b>	<b>106.48%</b>
(m)	107.1	60.13%
(m)	<b>107.1</b>	<b>60.13%</b>
(Σ)	1,694.0	86.66%
(Σ)	<b>1,694.0</b>	<b>86.66%</b>
(Σ)	1,999.0	75.49%
(Σ)	<b>1,999.0</b>	<b>75.49%</b>
(Σ)	432.0	91.44%
(Σ)	<b>432.0</b>	<b>91.44%</b>
(Σ)		
(Σ)		

(Σ)

**(Σ)**

(Σ)

**(Σ)**

(m)

(m)

(m)

**(m)**

(m)

(m)

(m)

**(m)**

(m)

(m)

(m)

**(m)**

(NA) 120.0

(NA) 120.0

(NA) 120.0

**(NA) 360.0**

(m) 8.0 100.00%

(m) 8.0 100.00%

**(m) 16.0 100.00%**

(NA)

(NA)

**(NA)**

(m)

(m)

**(m)**

(Σ)	468.0	95.73%
<b>(Σ)</b>	<b>468.0</b>	<b>95.73%</b>
(m)	4.0	
(m)	6.0	
(m)	0.5	
(m)	1.5	
(m)	3.0	
(m)	1.5	
(m)	5.2	
(m)	0.5	
(m)	0.7	
<b>(m)</b>	<b>22.8</b>	
(Σ)	19,968.0	83.04%
(Σ)	31,200.0	72.01%
(Σ)	2,164.0	98.98%
(Σ)	3,744.0	95.33%
(Σ)	12,984.0	85.54%
(Σ)	5,742.0	71.30%
(Σ)	26,044.0	74.49%
(Σ)	1,248.0	17.31%
(Σ)	832.0	0.00%
<b>(Σ)</b>	<b>103,926.0</b>	<b>76.57%</b>
(Σ)	3,996.0	86.04%
<b>(Σ)</b>	<b>3,996.0</b>	<b>86.04%</b>
(Σ)	7,488.0	92.12%
(Σ)	11,232.0	83.41%
(Σ)	468.0	102.99%
(Σ)	936.0	90.71%
(Σ)	1,404.0	112.82%
(Σ)	5,616.0	79.52%
(Σ)	1,404.0	105.63%
(Σ)	10,140.0	116.99%
(Σ)	468.0	119.02%
<b>(Σ)</b>	<b>39,156.0</b>	<b>95.90%</b>

(Σ)	57,600.0	98.29%
(Σ)	84,000.0	89.60%
(Σ)	3,000.0	101.80%
(Σ)	7,200.0	86.25%
(Σ)	11,400.0	96.32%
(Σ)	45,600.0	80.76%
(Σ)	7,200.0	41.33%
(Σ)	73,600.0	82.61%
(Σ)	7,200.0	64.14%
(Σ)	10,800.0	80.98%
<b>(Σ)</b>	<b>307,600.0</b>	<b>86.51%</b>
(Σ)	4,896.0	82.74%
(Σ)	4,896.0	80.94%
(Σ)	432.0	106.25%
(Σ)	1,224.0	53.59%
(Σ)	648.0	95.83%
(Σ)	4,896.0	82.99%
(Σ)		
<b>(Σ)</b>	<b>16,992.0</b>	<b>83.01%</b>
(NA)	17,136.0	99.40%
(NA)	17,136.0	116.43%
(NA)	1,512.0	112.96%
(NA)	4,284.0	52.96%
(NA)	2,268.0	102.16%
(NA)	17,136.0	104.20%
(NA)		
<b>(NA)</b>	<b>59,472.0</b>	<b>104.38%</b>
(Σ)	526.0	42.59%
(Σ)	3,156.0	84.66%
(Σ)	1,872.0	121.96%
(Σ)	1,052.0	368.82%
(Σ)	1,578.0	67.11%
(Σ)	6,312.0	172.13%
(Σ)	11,835.0	69.88%
(Σ)	2,763.0	146.91%
(Σ)	1,344.0	119.42%
<b>(Σ)</b>	<b>30,438.0</b>	<b>114.72%</b>

(Σ)	3,156.0	76.43%
(Σ)	3,156.0	75.44%
(Σ)	1,248.0	75.32%
(Σ)	1,052.0	49.05%
(Σ)	789.0	58.68%
(Σ)	3,156.0	79.18%
(Σ)	789.0	76.30%
(Σ)	3,156.0	114.48%
(Σ)	1,578.0	65.84%
(Σ)	789.0	124.08%
<b>(Σ)</b>	<b>18,869.0</b>	<b>81.85%</b>

(Σ)	3,156.0	94.33%
(Σ)	4,734.0	1.88%
(Σ)	624.0	117.31%
(Σ)	1,052.0	104.28%
(Σ)	9,468.0	88.47%
(Σ)	6,312.0	94.52%
(Σ)	1,581.0	116.70%
(Σ)	948.0	79.11%
<b>(Σ)</b>	<b>27,875.0</b>	<b>78.32%</b>

(Σ)	1,500.0	84.33%
(Σ)	1,500.0	165.47%
(Σ)		
(Σ)	375.0	0.00%
<b>(Σ)</b>	<b>3,375.0</b>	<b>111.02%</b>

(Σ)	576.0	70.49%
(Σ)		
(Σ)	3,456.0	102.72%
(Σ)	288.0	108.68%
(Σ)	3,984.0	53.39%
(Σ)	1,152.0	67.88%
(Σ)	384.0	39.06%
<b>(Σ)</b>	<b>9,840.0</b>	<b>74.47%</b>

(Σ)	2,016.0	77.88%
(Σ)		
(Σ)	12,096.0	90.43%

(Σ)	1,008.0	153.57%
(Σ)	12,264.0	108.16%
(Σ)	4,032.0	55.65%
(Σ)	1,344.0	34.97%
<b>(Σ)</b>	<b>32,760.0</b>	<b>91.68%</b>

(m)	7.0	100.00%
(m)	8.0	100.00%
<b>(m)</b>	<b>15.0</b>	<b>100.00%</b>

(NA)  
(NA)  
**(NA)**

(m)  
(m)  
**(m)**

(Σ)  
**(Σ)**

(Σ)  
**(Σ)**

(Σ)  
**(Σ)**

(m)	250.0	87.40%
<b>(m)</b>	<b>250.0</b>	<b>87.40%</b>

(Σ)  
**(Σ)**

(Σ)  
**(Σ)**

(Σ)		
(Σ)		
(Σ)		
(Σ)		
(Σ)		
(Σ)		
(Σ)		
(Σ)		
(m)	56.0	100.00%
(m)	56.0	100.00%