






Período: 2018
 Tipo de Contrato:
 Contrato: R010/2015 REDE ASSISTENCIAL DA STS SÃO MIGUEL E ITAIM PAULISTA
 Unidade:
 Serviço:
 Objetivo:
 Produção:
 Agrupamento: Serviço / Produção / Contrato / Unidade
 Meta Mínima: 85

	De	Até	
Acima do Contratado:	100.01		
Satisfatório:	85	100	
Insatisfatório:	70	84.99	
Crítico:	50	69.99	
Alarmante:	0	49.99	
Análises	Todos os registros		

Data da Última Atualização: 30/08/2019

Legenda:

- " - " Produção Não Vigente / Não Exibida no Período
- " * " Período Não Calculado
- " (Σ) " Soma
- " (m) " Média
- " (NA) " Não Se Aplica



UNIDADE	JAN Realizado	JAN Previsto	JAN %	FEV Realizado	FEV Previsto
SERVIÇO: 0001-ESF - ESTRATÉGIA S					
CONTRATO: R010/2015-REDE ASSI					
UBS JARDIM NELIA	-	-	-	-	-
UBS CIDADE PEDRO JOSÉ NUNES	1,519.0	2,080.0	73.03%	1,421.0	2,080.0
UBS CIDADE KEMEL	1,155.0	1,412.0	81.80%	1,060.0	1,412.0
UBS JARDIM MAIA	-	-	-	-	-
UBS CIDADE NOVA SÃO MIGUEL	1,327.0	1,664.0	79.75%	1,235.0	1,664.0
UBS DOM JOÃO NERY	1,816.0	2,328.0	78.01%	1,353.0	2,328.0
UBS JARDIM CAMPOS	2,116.0	2,496.0	84.78%	1,961.0	2,496.0
UBS JARDIM ROBRU-MESSIAS JOSÉ	1,468.0	2,080.0	70.58%	1,856.0	2,080.0
AMA/UBS INTEGRADA JARDIM RO	-	-	-	-	-
UBS JARAGUÁ	1,307.0	1,580.0	82.72%	1,098.0	1,580.0
UBS JARDIM INDAIÁ	1,102.0	1,580.0	69.75%	453.0	1,580.0
UBS NITRO OPERÁRIA - PAULO FEL	1,544.0	1,912.0	80.75%	1,362.0	1,912.0
UBS PARQUE SANTA RITA	1,907.0	2,328.0	81.92%	1,844.0	2,328.0
UBS SANTA INÊS	1,701.0	1,996.0	85.22%	1,670.0	1,996.0
UBS DR. THÉRSIO VENTURA	2,258.0	2,492.0	90.61%	2,267.0	2,492.0
UBS VILA CURUÇÁ	2,089.0	2,328.0	89.73%	1,763.0	2,328.0
UBS UNIÃO VILA NOVA (ANTIGA -	1,592.0	2,912.0	54.67%	2,152.0	2,912.0
UBS VILA NOVA CURUÇÁ	2,097.0	2,912.0	72.01%	1,618.0	2,912.0
UBS JARDIM LAPENNA	1,210.0	1,248.0	96.96%	1,108.0	1,248.0
UBS TRÊS PONTES - A PARTIR DE 04	-	-	-	-	-
UBS JARDIM SAO CARLOS	-	-	-	-	-
TOTAL	26,208.0	33,348.0	78.59%	24,221.0	33,348.0
SERVIÇO: 0001-ESF - ESTRATÉGIA S					
CONTRATO: R010/2015-REDE ASSI					
UBS JARDIM NELIA	-	-	-	-	-
UBS CIDADE PEDRO JOSÉ NUNES	815.0	780.0	104.49%	544.0	780.0
UBS CIDADE KEMEL	541.0	624.0	86.70%	540.0	624.0
UBS JARDIM MAIA	-	-	-	-	-
UBS CIDADE NOVA SÃO MIGUEL	657.0	624.0	105.29%	689.0	624.0
UBS DOM JOÃO NERY	950.0	936.0	101.50%	940.0	936.0
UBS JARDIM CAMPOS	757.0	936.0	80.88%	868.0	936.0
UBS JARDIM ROBRU-MESSIAS JOSÉ	808.0	780.0	103.59%	559.0	780.0
AMA/UBS INTEGRADA JARDIM RO	-	-	-	-	-
UBS JARAGUÁ	657.0	624.0	105.29%	607.0	624.0
UBS JARDIM INDAIÁ	507.0	624.0	81.25%	494.0	624.0
UBS NITRO OPERÁRIA - PAULO FEL	653.0	780.0	83.72%	587.0	780.0
UBS PARQUE SANTA RITA	865.0	936.0	92.41%	783.0	936.0
UBS SANTA INÊS	796.0	780.0	102.05%	783.0	780.0
UBS DR. THÉRSIO VENTURA	1,033.0	1,092.0	94.60%	951.0	1,092.0
UBS VILA CURUÇÁ	861.0	936.0	91.99%	936.0	936.0
UBS UNIÃO VILA NOVA (ANTIGA -	1,022.0	1,092.0	93.59%	1,114.0	1,092.0

UBS VILA NOVA CURUÇÁ	1,043.0	1,092.0	95.51%	860.0	1,092.0
UBS JARDIM LAPENNA	550.0	468.0	117.52%	364.0	468.0
UBS TRÊS PONTES - A PARTIR DE 04	-	-	-	-	-
UBS JARDIM SAO CARLOS	-	-	-	-	-
TOTAL	12,515.0	13,104.0	95.51%	11,619.0	13,104.0

SERVIÇO: 0001-ESF - ESTRATÉGIA S

CONTRATO: R010/2015-REDE ASSI

UBS JARDIM NELIA	-	-	-	-	-
UBS CIDADE PEDRO JOSÉ NUNES	4,199.0	5,000.0	83.98%	4,385.0	5,000.0
UBS CIDADE KEMEL	4,665.0	4,800.0	97.19%	4,472.0	4,800.0
UBS JARDIM MAIA	-	-	-	-	-
UBS CIDADE NOVA SÃO MIGUEL	3,590.0	4,000.0	89.75%	3,687.0	4,000.0
UBS DOM JOÃO NERY	5,706.0	6,000.0	95.10%	5,594.0	6,000.0
UBS JARDIM CAMPOS	6,241.0	6,000.0	104.02%	6,138.0	6,000.0
UBS JARDIM ROBRU-MESSIAS JOSÉ	5,739.0	5,400.0	106.28%	5,718.0	5,400.0
AMA/UBS INTEGRADA JARDIM ROI	-	-	-	-	-
UBS JARAGUÁ	4,174.0	4,000.0	104.35%	4,401.0	4,000.0
UBS JARDIM INDAIÁ	3,709.0	4,400.0	84.30%	3,960.0	4,400.0
UBS NITRO OPERÁRIA - PAULO FEL	5,296.0	5,000.0	105.92%	4,678.0	5,000.0
UBS PARQUE SANTA RITA	5,820.0	6,000.0	97.00%	5,475.0	6,000.0
UBS SANTA INÊS	4,643.0	5,000.0	92.86%	4,665.0	5,000.0
UBS DR. THÉRSIO VENTURA	6,880.0	7,000.0	98.29%	6,690.0	7,000.0
UBS VILA CURUÇÁ	5,505.0	6,000.0	91.75%	5,571.0	6,000.0
UBS UNIÃO VILA NOVA (ANTIGA -	7,343.0	7,200.0	101.99%	6,809.0	7,200.0
UBS VILA NOVA CURUÇÁ	6,648.0	7,000.0	94.97%	6,871.0	7,000.0
UBS JARDIM LAPENNA	2,938.0	3,000.0	97.93%	2,582.0	3,000.0
UBS TRÊS PONTES - A PARTIR DE 04	-	-	-	-	-
UBS JARDIM SAO CARLOS	-	-	-	-	-
TOTAL	83,096.0	85,800.0	96.85%	81,696.0	85,800.0

SERVIÇO: 0001-ESF - ESTRATÉGIA S

CONTRATO: R010/2015-REDE ASSI

UBS JARDIM NELIA	-	-	-	-	-
UBS CIDADE PEDRO JOSÉ NUNES		5.0			5.0
UBS CIDADE KEMEL		4.0			4.0
UBS JARDIM MAIA	-	-	-	-	-
UBS CIDADE NOVA SÃO MIGUEL		4.0			4.0
UBS DOM JOÃO NERY		6.0			6.0
UBS JARDIM CAMPOS		6.0			6.0
UBS JARDIM ROBRU-MESSIAS JOSÉ		5.0			5.0
AMA/UBS INTEGRADA JARDIM ROI	-	-	-	-	-
UBS JARAGUÁ		4.0			4.0
UBS JARDIM INDAIÁ		4.0			4.0
UBS NITRO OPERÁRIA - PAULO FEL		5.0			5.0
UBS PARQUE SANTA RITA		6.0			6.0
UBS SANTA INÊS		5.0			5.0

UBS DR. THÉRSIO VENTURA		7.0			7.0
UBS VILA CURUÇÁ		6.0			6.0
UBS UNIÃO VILA NOVA (ANTIGA -		7.0			7.0
UBS VILA NOVA CURUÇÁ		7.0			7.0
UBS JARDIM LAPENNA		3.0			3.0
UBS TRÊS PONTES - A PARTIR DE 04	-	-	-	-	-
TOTAL		84.0			84.0

SERVIÇO: 0001-ESF - ESTRATÉGIA S

CONTRATO: R010/2015-REDE ASSI

UBS JARDIM NELIA	-	-	-	-	-
UBS CIDADE PEDRO JOSÉ NUNES	412.0	408.0	100.98%	313.0	408.0
UBS CIDADE KEMEL	476.0	384.0	123.96%	410.0	384.0
UBS JARDIM MAIA	-	-	-	-	-
UBS DOM JOÃO NERY	487.0	576.0	84.55%	482.0	576.0
UBS JARDIM CAMPOS	509.0	384.0	132.55%	485.0	384.0
UBS JARDIM ROBRU-MESSIAS JOSÉ	562.0	576.0	97.57%	454.0	576.0
AMA/UBS INTEGRADA JARDIM RO	-	-	-	-	-
UBS JARAGUÁ	428.0	384.0	111.46%	398.0	384.0
UBS JARDIM INDAIÁ	401.0	384.0	104.43%	384.0	384.0
UBS PARQUE SANTA RITA	597.0	576.0	103.65%	530.0	576.0
UBS DR. THÉRSIO VENTURA	491.0	600.0	81.83%	435.0	600.0
UBS VILA CURUÇÁ	166.0	384.0	43.23%	242.0	384.0
UBS UNIÃO VILA NOVA (ANTIGA -					
UBS VILA NOVA CURUÇÁ	553.0	576.0	96.01%	599.0	576.0
UBS TRÊS PONTES - A PARTIR DE 04	-	-	-	-	-
UBS JARDIM SAO CARLOS	-	-	-	-	-
TOTAL	5,082.0	5,232.0	97.13%	4,732.0	5,232.0

SERVIÇO: 0001-ESF - ESTRATÉGIA S

CONTRATO: R010/2015-REDE ASSI

UBS JARDIM NELIA	-	-	-	-	-
UBS CIDADE PEDRO JOSÉ NUNES	1,479.0	1,428.0	103.57%	999.0	1,428.0
UBS CIDADE KEMEL	1,604.0	1,344.0	119.35%	1,440.0	1,344.0
UBS JARDIM MAIA	-	-	-	-	-
UBS DOM JOÃO NERY	1,567.0	2,016.0	77.73%	1,559.0	2,016.0
UBS JARDIM CAMPOS	1,489.0	1,344.0	110.79%	1,499.0	1,344.0
UBS JARDIM ROBRU-MESSIAS JOSÉ	1,990.0	2,016.0	98.71%	1,505.0	2,016.0
AMA/UBS INTEGRADA JARDIM RO	-	-	-	-	-
UBS JARAGUÁ	1,152.0	1,344.0	85.71%	1,157.0	1,344.0
UBS JARDIM INDAIÁ	1,523.0	1,344.0	113.32%	1,478.0	1,344.0
UBS PARQUE SANTA RITA	2,056.0	2,016.0	101.98%	1,881.0	2,016.0
UBS DR. THÉRSIO VENTURA	1,655.0	2,100.0	78.81%	1,164.0	2,100.0
UBS VILA CURUÇÁ	560.0	1,344.0	41.67%	861.0	1,344.0
UBS UNIÃO VILA NOVA (ANTIGA -					
UBS VILA NOVA CURUÇÁ	1,690.0	2,016.0	83.83%	1,954.0	2,016.0
UBS TRÊS PONTES - A PARTIR DE 04	-	-	-	-	-

UBS JARDIM SAO CARLOS	-	-	-	-	-
TOTAL	16,765.0	18,312.0	91.55%	15,497.0	18,312.0
SERVIÇO: 0005-CAPS II ADULTO / F					
CONTRATO: R010/2015-REDE ASSI					
CAPS ADULTO II ITAIM PAULISTA	416.0	220.0	189.09%	428.0	220.0
TOTAL	416.0	220.0	189.09%	428.0	220.0
SERVIÇO: 0006-CAPS II ÁLCOOL E D					
CONTRATO: R010/2015-REDE ASSI					
CAPS ÁLCOOL E DROGAS II JARDIM	-	-	-	-	-
TOTAL					
SERVIÇO: 0009-PAI - PROGRAMA I					
CONTRATO: R010/2015-REDE ASSI					
UBS VILA JACUÍ	116.0	120.0	96.67%	112.0	120.0
TOTAL	116.0	120.0	96.67%	112.0	120.0
SERVIÇO: 0013-UBS - UNIDADE BÁ					
CONTRATO: R010/2015-REDE ASSI					
AMA/UBS INTEGRADA SITIO DA CA	-	-	-	-	-
AMA/UBS INTEGRADA JARDIM ROI	541.0	316.0	171.20%	496.0	316.0
AMA/UBS INTEGRADA JARDIM HEL	0.0			0.0	
AMA/UBS INTEGRADA JARDIM DAS	-	-	-	-	-
AMA/UBS INTEGRADA PARQUE PA	-	-	-	-	-
UBS ENCOSTA NORTE - A PARTIR O	-	-	-	-	-
TOTAL	541.0	316.0	171.20%	496.0	316.0
SERVIÇO: 0013-UBS - UNIDADE BÁ					
CONTRATO: R010/2015-REDE ASSI					
AMA/UBS INTEGRADA SITIO DA CA	-	-	-	-	-
AMA/UBS INTEGRADA JARDIM ROI	331.0	474.0	69.83%	378.0	474.0
AMA/UBS INTEGRADA JARDIM HEL	-	-	-	-	-
AMA/UBS INTEGRADA JARDIM DAS	-	-	-	-	-
AMA/UBS INTEGRADA PARQUE PA	-	-	-	-	-
UBS ENCOSTA NORTE - A PARTIR O	-	-	-	-	-
TOTAL	331.0	474.0	69.83%	378.0	474.0
SERVIÇO: 0013-UBS - UNIDADE BÁ					
CONTRATO: R010/2015-REDE ASSI					
AMA/UBS INTEGRADA SITIO DA CA	-	-	-	-	-
AMA/UBS INTEGRADA JARDIM ROI	290.0	526.0	55.13%	398.0	526.0
AMA/UBS INTEGRADA JARDIM HEL	-	-	-	-	-
AMA/UBS INTEGRADA JARDIM DAS	-	-	-	-	-
AMA/UBS INTEGRADA PARQUE PA	-	-	-	-	-
UBS ENCOSTA NORTE - A PARTIR O	-	-	-	-	-
TOTAL	290.0	526.0	55.13%	398.0	526.0
SERVIÇO: 0013-UBS - UNIDADE BÁ					
CONTRATO: R010/2015-REDE ASSI					
AMA/UBS INTEGRADA JARDIM ROI	104.0	75.0	138.67%	79.0	75.0
UBS ENCOSTA NORTE - A PARTIR O	-	-	-	-	-

TOTAL	104.0	75.0	138.67%	79.0	75.0
SERVIÇO: 0013-UBS - UNIDADE BÁ					
CONTRATO: R010/2015-REDE ASSI					
AMA/UBS INTEGRADA JARDIM DA	-	-	-	-	-
AMA/UBS INTEGRADA PARQUE PA	-	-	-	-	-
UBS ENCOSTA NORTE - A PARTIR O	-	-	-	-	-
TOTAL					
SERVIÇO: 0013-UBS - UNIDADE BÁ					
CONTRATO: R010/2015-REDE ASSI					
AMA/UBS INTEGRADA JARDIM DA	-	-	-	-	-
TOTAL					
SERVIÇO: 0013-UBS - UNIDADE BÁ					
CONTRATO: R010/2015-REDE ASSI					
AMA/UBS INTEGRADA SITIO DA CA	-	-	-	-	-
AMA/UBS INTEGRADA JARDIM ROI	252.0	324.0	77.78%	382.0	324.0
AMA/UBS INTEGRADA JARDIM HEL	-	-	-	-	-
AMA/UBS INTEGRADA PARQUE PA	-	-	-	-	-
UBS ENCOSTA NORTE - A PARTIR O	-	-	-	-	-
TOTAL	252.0	324.0	77.78%	382.0	324.0
SERVIÇO: 0013-UBS - UNIDADE BÁ					
CONTRATO: R010/2015-REDE ASSI					
AMA/UBS INTEGRADA SITIO DA CA	-	-	-	-	-
AMA/UBS INTEGRADA JARDIM ROI	834.0	1,134.0	73.54%	1,022.0	1,134.0
AMA/UBS INTEGRADA JARDIM HEL	-	-	-	-	-
AMA/UBS INTEGRADA PARQUE PA	-	-	-	-	-
UBS ENCOSTA NORTE - A PARTIR O	-	-	-	-	-
TOTAL	834.0	1,134.0	73.54%	1,022.0	1,134.0
SERVIÇO: 0016-APOIO DIAGNÓSTI					
CONTRATO: R010/2015-REDE ASSI					
HOSP DIA DA REDE HORA CERTA IT	156.0	160.0	97.50%	166.0	160.0
TOTAL	156.0	160.0	97.50%	166.0	160.0
SERVIÇO: 0016-APOIO DIAGNÓSTI					
CONTRATO: R010/2015-REDE ASSI					
HOSP DIA DA REDE HORA CERTA IT	201.0	192.0	104.69%	196.0	192.0
TOTAL	201.0	192.0	104.69%	196.0	192.0
SERVIÇO: 0016-APOIO DIAGNÓSTI					
CONTRATO: R010/2015-REDE ASSI					
HOSP DIA DA REDE HORA CERTA IT	71.0	70.0	101.43%	70.0	70.0
TOTAL	71.0	70.0	101.43%	70.0	70.0
SERVIÇO: 0016-APOIO DIAGNÓSTI					
CONTRATO: R010/2015-REDE ASSI					
HOSP DIA DA REDE HORA CERTA IT	890.0			928.0	
TOTAL	890.0			928.0	
SERVIÇO: 0016-APOIO DIAGNÓSTI					
CONTRATO: R010/2015-REDE ASSI					

HOSP DIA DA REDE HORA CERTA IT	20.0	20.0	100.00%	20.0	20.0
TOTAL	20.0	20.0	100.00%	20.0	20.0
SERVIÇO: 0016-APOIO DIAGNÓSTI					
CONTRATO: R010/2015-REDE ASSI					
HOSP DIA DA REDE HORA CERTA IT	48.0	24.0	200.00%	23.0	24.0
TOTAL	48.0	24.0	200.00%	23.0	24.0
SERVIÇO: 0016-APOIO DIAGNÓSTI					
CONTRATO: R010/2015-REDE ASSI					
HOSP DIA DA REDE HORA CERTA IT	27.0	24.0	112.50%	22.0	24.0
TOTAL	27.0	24.0	112.50%	22.0	24.0
SERVIÇO: 0016-APOIO DIAGNÓSTI					
CONTRATO: R010/2015-REDE ASSI					
HOSP DIA DA REDE HORA CERTA IT	22.0	20.0	110.00%	20.0	20.0
TOTAL	22.0	20.0	110.00%	20.0	20.0
SERVIÇO: 0016-APOIO DIAGNÓSTI					
CONTRATO: R010/2015-REDE ASSI					
HOSP DIA DA REDE HORA CERTA IT	572.0	620.0	92.26%	616.0	620.0
TOTAL	572.0	620.0	92.26%	616.0	620.0
SERVIÇO: 0016-APOIO DIAGNÓSTI					
CONTRATO: R010/2015-REDE ASSI					
HOSP DIA DA REDE HORA CERTA IT	250.0	240.0	104.17%	232.0	240.0
TOTAL	250.0	240.0	104.17%	232.0	240.0
SERVIÇO: 0016-APOIO DIAGNÓSTI					
CONTRATO: R010/2015-REDE ASSI					
UBS JARDIM NELIA	-	-	-	-	-
AMA/UBS INTEGRADA JARDIM NELIA	597.0	600.0	99.50%	594.0	600.0
TOTAL	597.0	600.0	99.50%	594.0	600.0
SERVIÇO: 0016-APOIO DIAGNÓSTI					
CONTRATO: R010/2015-REDE ASSI					
HOSP DIA DA REDE HORA CERTA IT	70.0	70.0	100.00%	72.0	70.0
TOTAL	70.0	70.0	100.00%	72.0	70.0
SERVIÇO: 0016-APOIO DIAGNÓSTI					
CONTRATO: R010/2015-REDE ASSI					
HOSP DIA DA REDE HORA CERTA IT	91.0	80.0	113.75%	73.0	80.0
TOTAL	91.0	80.0	113.75%	73.0	80.0
SERVIÇO: 0016-APOIO DIAGNÓSTI					
CONTRATO: R010/2015-REDE ASSI					
HOSP DIA DA REDE HORA CERTA IT	52.0	50.0	104.00%	51.0	50.0
TOTAL	52.0	50.0	104.00%	51.0	50.0
SERVIÇO: 0018-ATENÇÃO DOMICIL					
CONTRATO: R010/2015-REDE ASSI					
UBS JARDIM NELIA	-	-	-	-	-
AMA/UBS INTEGRADA JARDIM NELIA	64.0	60.0	106.67%	67.0	60.0
AMA/UBS INTEGRADA SITIO DA CA	-	-	-	-	-
UBS VILA NOVA CURUÇÁ	-	-	-	-	-

UBS ENCOSTA NORTE - A PARTIR 04	-	-	-	-	-
TOTAL	64.0	60.0	106.67%	67.0	60.0
SERVIÇO: 0020-CAPS II INFANTO JU					
CONTRATO: R010/2015-REDE ASSI					
CAPS INFANTO JUVENIL II ITAIM PA	320.0	155.0	206.45%	334.0	155.0
TOTAL	320.0	155.0	206.45%	334.0	155.0
SERVIÇO: 0022-PSM/PA - PRONTO					
CONTRATO: R010/2015-REDE ASSI					
PA DR. ATUALPA GIRÃO RABELO	8,791.0			8,708.0	
TOTAL	8,791.0			8,708.0	
SERVIÇO: 0022-PSM/PA - PRONTO					
CONTRATO: R010/2015-REDE ASSI					
PA DR. ATUALPA GIRÃO RABELO	2,166.0			2,537.0	
TOTAL	2,166.0			2,537.0	
SERVIÇO: 0022-PSM/PA - PRONTO					
CONTRATO: R010/2015-REDE ASSI					
PA DR. ATUALPA GIRÃO RABELO	309.0			313.0	
TOTAL	309.0			313.0	
SERVIÇO: 0022-PSM/PA - PRONTO					
CONTRATO: R010/2015-REDE ASSI					
PA DR. ATUALPA GIRÃO RABELO	11,266.0			11,558.0	
TOTAL	11,266.0			11,558.0	
SERVIÇO: 0026-HORA CERTA / PRC					
CONTRATO: R010/2015-REDE ASSI					
HOSP DIA DA REDE HORA CERTA IT	-	-	-	-	-
TOTAL					
SERVIÇO: 0026-HORA CERTA / PRC					
CONTRATO: R010/2015-REDE ASSI					
HOSP DIA DA REDE HORA CERTA IT	267.0	460.0	58.04%	526.0	460.0
TOTAL	267.0	460.0	58.04%	526.0	460.0
SERVIÇO: 0026-HORA CERTA / PRC					
CONTRATO: R010/2015-REDE ASSI					
HOSP DIA DA REDE HORA CERTA IT	29.0	58.0	50.00%	33.0	58.0
TOTAL	29.0	58.0	50.00%	33.0	58.0
SERVIÇO: 0026-HORA CERTA / PRC					
CONTRATO: R010/2015-REDE ASSI					
HOSP DIA DA REDE HORA CERTA IT	127.0	115.0	110.43%	90.0	115.0
TOTAL	127.0	115.0	110.43%	90.0	115.0
SERVIÇO: 0026-HORA CERTA / PRC					
CONTRATO: R010/2015-REDE ASSI					
HOSP DIA DA REDE HORA CERTA IT	122.0	173.0	70.52%	193.0	173.0
TOTAL	122.0	173.0	70.52%	193.0	173.0
SERVIÇO: 0026-HORA CERTA / PRC					
CONTRATO: R010/2015-REDE ASSI					
HOSP DIA DA REDE HORA CERTA IT	176.0	230.0	76.52%	202.0	230.0

TOTAL	176.0	230.0	76.52%	202.0	230.0
SERVIÇO: 0026-HORA CERTA / PRC					
CONTRATO: R010/2015-REDE ASSI					
HOSP DIA DA REDE HORA CERTA IT	77.0	58.0	132.76%	50.0	58.0
TOTAL	77.0	58.0	132.76%	50.0	58.0
SERVIÇO: 0026-HORA CERTA / PRC					
CONTRATO: R010/2015-REDE ASSI					
HOSP DIA DA REDE HORA CERTA IT	212.0	230.0	92.17%	220.0	230.0
TOTAL	212.0	230.0	92.17%	220.0	230.0
SERVIÇO: 0026-HORA CERTA / PRC					
CONTRATO: R010/2015-REDE ASSI					
HOSP DIA DA REDE HORA CERTA IT	-	-	-	-	-
TOTAL					
SERVIÇO: 0026-HORA CERTA / PRC					
CONTRATO: R010/2015-REDE ASSI					
HOSP DIA DA REDE HORA CERTA IT	145.0	230.0	63.04%	234.0	230.0
TOTAL	145.0	230.0	63.04%	234.0	230.0
SERVIÇO: 0026-HORA CERTA / PRC					
CONTRATO: R010/2015-REDE ASSI					
HOSP DIA DA REDE HORA CERTA IT		115.0			115.0
TOTAL		115.0			115.0
SERVIÇO: 0026-HORA CERTA / PRC					
CONTRATO: R010/2015-REDE ASSI					
HOSP DIA DA REDE HORA CERTA IT	144.0	460.0	31.30%	434.0	460.0
TOTAL	144.0	460.0	31.30%	434.0	460.0
SERVIÇO: 0026-HORA CERTA / PRC					
CONTRATO: R010/2015-REDE ASSI					
HOSP DIA DA REDE HORA CERTA IT	254.0	173.0	146.82%	230.0	173.0
TOTAL	254.0	173.0	146.82%	230.0	173.0
SERVIÇO: 0026-HORA CERTA / PRC					
CONTRATO: R010/2015-REDE ASSI					
HOSP DIA DA REDE HORA CERTA IT	106.0	115.0	92.17%	105.0	115.0
TOTAL	106.0	115.0	92.17%	105.0	115.0
SERVIÇO: 0026-HORA CERTA / PRC					
CONTRATO: R010/2015-REDE ASSI					
HOSP DIA DA REDE HORA CERTA IT	64.0	58.0	110.34%	49.0	58.0
TOTAL	64.0	58.0	110.34%	49.0	58.0
SERVIÇO: 0026-HORA CERTA / PRC					
CONTRATO: R010/2015-REDE ASSI					
HOSP DIA DA REDE HORA CERTA IT	169.0	115.0	146.96%	102.0	115.0
TOTAL	169.0	115.0	146.96%	102.0	115.0
SERVIÇO: 0026-HORA CERTA / PRC					
CONTRATO: R010/2015-REDE ASSI					
HOSP DIA DA REDE HORA CERTA IT	159.0	115.0	138.26%	161.0	115.0
TOTAL	159.0	115.0	138.26%	161.0	115.0

SERVIÇO: 0026-HORA CERTA / PRC					
CONTRATO: R010/2015-REDE ASSI					
HOSP DIA DA REDE HORA CERTA IT	299.0	259.0	115.44%	223.0	259.0
TOTAL	299.0	259.0	115.44%	223.0	259.0
SERVIÇO: 0026-HORA CERTA / PRC					
CONTRATO: R010/2015-REDE ASSI					
HOSP DIA DA REDE HORA CERTA IT	-	-	-	-	-
TOTAL					
SERVIÇO: 0026-HORA CERTA / PRC					
CONTRATO: R010/2015-REDE ASSI					
HOSP DIA DA REDE HORA CERTA IT	190.0	70.0	271.43%	199.0	70.0
TOTAL	190.0	70.0	271.43%	199.0	70.0
SERVIÇO: 0028-NIR 2 - NÚCLEO INT					
CONTRATO: R010/2015-REDE ASSI					
UBS JARDIM CAMARGO NOVO	-	-	-	-	-
TOTAL					
SERVIÇO: 0028-NIR 2 - NÚCLEO INT					
CONTRATO: R010/2015-REDE ASSI					
UBS JARDIM CAMARGO NOVO	-	-	-	-	-
TOTAL					
SERVIÇO: 0035-SRT I - SERVIÇO RE:					
CONTRATO: R010/2015-REDE ASSI					
RESIDÊNCIA TERAPÊUTICA SÃO MIK	0.0	10.0	0.00%	0.0	10.0
RESIDÊNCIA TERAPÊUTICA ITAIM P	7.0	8.0	87.50%	8.0	8.0
RESIDÊNCIA TERAPÊUTICA ITAIM P	8.0	8.0	100.00%	8.0	8.0
RESIDÊNCIA TERAPÊUTICA ITAIM P	0.0	10.0	0.00%	0.0	10.0
TOTAL	15.0	36.0	41.67%	16.0	36.0
SERVIÇO: 0035-SRT I - SERVIÇO RE:					
CONTRATO: R010/2015-REDE ASSI					
RESIDÊNCIA TERAPÊUTICA SÃO MIK	0.0			0.0	
RESIDÊNCIA TERAPÊUTICA ITAIM P	8.0			8.0	
RESIDÊNCIA TERAPÊUTICA ITAIM P	8.0			8.0	
RESIDÊNCIA TERAPÊUTICA ITAIM P	0.0			0.0	
TOTAL	16.0			16.0	
SERVIÇO: 0035-SRT I - SERVIÇO RE:					
CONTRATO: R010/2015-REDE ASSI					
RESIDÊNCIA TERAPÊUTICA SÃO MIK	0.0			0.0	
RESIDÊNCIA TERAPÊUTICA ITAIM P	87.5			100.0	
RESIDÊNCIA TERAPÊUTICA ITAIM P	100.0			100.0	
RESIDÊNCIA TERAPÊUTICA ITAIM P	0.0			0.0	
TOTAL	187.5			200.0	
SERVIÇO: 0037-UBS MISTA / PROD					
CONTRATO: R010/2015-REDE ASSI					
AMA/UBS INTEGRADA JARDIM NEL		4.0			4.0
UBS JARDIM MAIA		6.0			6.0

UBS JARDIM SILVA TELLES		5.0			5.0
UBS DR. ATUALPA GIRÃO RABELO		3.0			3.0
TOTAL		18.0			18.0

SERVIÇO: 0037-UBS MISTA / PROD

CONTRATO: R010/2015-REDE ASSI

AMA/UBS INTEGRADA JARDIM NEI	1,603.0	1,664.0	96.33%	1,377.0	1,664.0
UBS JARDIM MAIA	1,914.0	2,328.0	82.22%	1,913.0	2,328.0
UBS JARDIM SILVA TELLES	1,429.0	1,996.0	71.59%	1,668.0	1,996.0
UBS DR. ATUALPA GIRÃO RABELO	1,058.0	1,248.0	84.78%	1,105.0	1,248.0
TOTAL	6,004.0	7,236.0	82.97%	6,063.0	7,236.0

SERVIÇO: 0037-UBS MISTA / PROD

CONTRATO: R010/2015-REDE ASSI

AMA/UBS INTEGRADA JARDIM NEI	436.0	624.0	69.87%	458.0	624.0
UBS JARDIM MAIA	865.0	936.0	92.41%	916.0	936.0
UBS JARDIM SILVA TELLES	807.0	780.0	103.46%	641.0	780.0
UBS DR. ATUALPA GIRÃO RABELO	456.0	468.0	97.44%	366.0	468.0
TOTAL	2,564.0	2,808.0	91.31%	2,381.0	2,808.0

SERVIÇO: 0037-UBS MISTA / PROD

CONTRATO: R010/2015-REDE ASSI

AMA/UBS INTEGRADA JARDIM NEI	7,443.0	8,000.0	93.04%	6,564.0	8,000.0
UBS JARDIM MAIA	6,213.0	6,600.0	94.14%	6,296.0	6,600.0
UBS JARDIM SILVA TELLES	4,378.0	5,000.0	87.56%	4,191.0	5,000.0
UBS DR. ATUALPA GIRÃO RABELO	2,805.0	3,000.0	93.50%	2,758.0	3,000.0
TOTAL	20,839.0	22,600.0	92.21%	19,809.0	22,600.0

SERVIÇO: 0037-UBS MISTA / PROD

CONTRATO: R010/2015-REDE ASSI

AMA/UBS INTEGRADA JARDIM NEI	-	-	-	-	-
UBS JARDIM MAIA	514.0	408.0	125.98%	463.0	408.0
UBS JARDIM SILVA TELLES	315.0	384.0	82.03%	291.0	384.0
UBS DR. ATUALPA GIRÃO RABELO					
TOTAL	829.0	792.0	104.67%	754.0	792.0

SERVIÇO: 0037-UBS MISTA / PROD

CONTRATO: R010/2015-REDE ASSI

AMA/UBS INTEGRADA JARDIM NEI	-	-	-	-	-
UBS JARDIM MAIA	1,404.0	1,428.0	98.32%	1,247.0	1,428.0
UBS JARDIM SILVA TELLES	1,076.0	1,344.0	80.06%	1,164.0	1,344.0
UBS DR. ATUALPA GIRÃO RABELO					
TOTAL	2,480.0	2,772.0	89.47%	2,411.0	2,772.0

SERVIÇO: 0037-UBS MISTA / PROD

CONTRATO: R010/2015-REDE ASSI

AMA/UBS INTEGRADA JARDIM NEI	327.0	263.0	124.33%	191.0	263.0
UBS JARDIM MAIA	681.0	632.0	107.75%	548.0	632.0
UBS DR. ATUALPA GIRÃO RABELO	97.0	421.0	23.04%	201.0	421.0
TOTAL	1,105.0	1,316.0	83.97%	940.0	1,316.0

SERVIÇO: 0037-UBS MISTA / PROD

CONTRATO: R010/2015-REDE ASSI					
AMA/UBS INTEGRADA JARDIM NEL	0.0	263.0	0.00%	0.0	263.0
UBS JARDIM MAIA	328.0	316.0	103.80%	254.0	316.0
UBS DR. ATUALPA GIRÃO RABELO	188.0	263.0	71.48%	194.0	263.0
TOTAL	516.0	842.0	61.28%	448.0	842.0
SERVIÇO: 0037-UBS MISTA / PROD					
CONTRATO: R010/2015-REDE ASSI					
AMA/UBS INTEGRADA JARDIM NEL	249.0	316.0	78.80%	221.0	316.0
UBS JARDIM MAIA	307.0	316.0	97.15%	153.0	316.0
UBS DR. ATUALPA GIRÃO RABELO	182.0	263.0	69.20%	198.0	263.0
TOTAL	738.0	895.0	82.46%	572.0	895.0
SERVIÇO: 0037-UBS MISTA / PROD					
CONTRATO: R010/2015-REDE ASSI					
AMA/UBS INTEGRADA JARDIM NEL	98.0	150.0	65.33%	76.0	150.0
UBS JARDIM SILVA TELLES	70.0	300.0	23.33%	98.0	300.0
TOTAL	168.0	450.0	37.33%	174.0	450.0
SERVIÇO: 0037-UBS MISTA / PROD					
CONTRATO: R010/2015-REDE ASSI					
AMA/UBS INTEGRADA JARDIM NEL	388.0	432.0	89.81%	439.0	432.0
UBS DR. ATUALPA GIRÃO RABELO					
TOTAL	388.0	432.0	89.81%	439.0	432.0
SERVIÇO: 0037-UBS MISTA / PROD					
CONTRATO: R010/2015-REDE ASSI					
AMA/UBS INTEGRADA JARDIM NEL	1,272.0	1,464.0	86.89%	1,651.0	1,464.0
UBS DR. ATUALPA GIRÃO RABELO					
TOTAL	1,272.0	1,464.0	86.89%	1,651.0	1,464.0
SERVIÇO: 0038-APD - ACOMPANH.					
CONTRATO: R010/2015-REDE ASSI					
CER II JARDIM CAMPOS	87.0	70.0	124.29%	90.0	70.0
CER IV SÃO MIGUEL	127.0	140.0	90.71%	125.0	140.0
TOTAL	214.0	210.0	101.90%	215.0	210.0
SERVIÇO: 0041-CER II - CENTRO ES					
CONTRATO: R010/2015-REDE ASSI					
CER II JARDIM CAMPOS	139.0	115.0	120.87%	138.0	115.0
CER II JARDIM CAMARGO NOVO	99.0	115.0	86.09%	99.0	115.0
TOTAL	238.0	230.0	103.48%	237.0	230.0
SERVIÇO: 0041-CER II - CENTRO ES					
CONTRATO: R010/2015-REDE ASSI					
CER II JARDIM CAMPOS	420.0	310.0	135.48%	399.0	310.0
CER II JARDIM CAMARGO NOVO	394.0	310.0	127.10%	395.0	310.0
TOTAL	814.0	620.0	131.29%	794.0	620.0
SERVIÇO: 0043-CER IV - CENTRO ES					
CONTRATO: R010/2015-REDE ASSI					
CER IV SÃO MIGUEL	259.0	275.0	94.18%	293.0	275.0
TOTAL	259.0	275.0	94.18%	293.0	275.0

SERVIÇO: 0043-CER IV - CENTRO ES

CONTRATO: R010/2015-REDE ASSI

CER IV SÃO MIGUEL	1,222.0	550.0	222.18%	1,698.0	550.0
TOTAL	1,222.0	550.0	222.18%	1,698.0	550.0

FEV %	MAR Realizado	MAR Previsto	MAR %	ABR Realizado	ABR Previsto	ABR %	MAI Realizado
-	2,385.0			2,080.0			2,593.0
68.32%	1,530.0	2,080.0	73.56%	1,858.0	2,080.0	89.33%	1,804.0
75.07%	1,258.0	1,412.0	89.09%	1,500.0	1,412.0	106.23%	1,340.0
-	2,539.0	4,076.0	62.29%	3,130.0	4,076.0	76.79%	3,367.0
74.22%	1,217.0	1,664.0	73.14%	1,416.0	1,664.0	85.10%	1,437.0
58.12%	1,397.0	2,328.0	60.01%	2,386.0	2,328.0	102.49%	2,475.0
78.57%	1,867.0	2,496.0	74.80%	1,904.0	2,496.0	76.28%	1,976.0
89.23%	2,075.0	2,080.0	99.76%	2,036.0	2,080.0	97.88%	1,882.0
-	0.0	2,496.0	0.00%	1,667.0	2,496.0	66.79%	2,169.0
69.49%	1,352.0	1,580.0	85.57%	1,399.0	1,580.0	88.54%	1,144.0
28.67%	1,106.0	1,580.0	70.00%	883.0	1,580.0	55.89%	909.0
71.23%	1,511.0	1,912.0	79.03%	1,350.0	1,912.0	70.61%	1,426.0
79.21%	2,248.0	2,328.0	96.56%	2,025.0	2,328.0	86.98%	1,892.0
83.67%	1,992.0	1,996.0	99.80%	1,886.0	1,996.0	94.49%	1,647.0
90.97%	2,329.0	2,492.0	93.46%	2,220.0	2,492.0	89.09%	2,530.0
75.73%	1,706.0	2,328.0	73.28%	1,601.0	2,328.0	68.77%	1,675.0
73.90%	2,626.0	2,912.0	90.18%	2,497.0	2,912.0	85.75%	2,743.0
55.56%	1,706.0	2,912.0	58.59%	1,850.0	2,912.0	63.53%	2,059.0
88.78%	980.0	1,248.0	78.53%	1,137.0	1,248.0	91.11%	1,179.0
-	-	-	-	-	-	-	-
-	-	-	-	-	-	-	-
72.63%	31,824.0	39,920.0	79.72%	34,825.0	39,920.0	87.24%	36,247.0
-	619.0	624.0	99.20%	1,381.0	624.0	221.31%	1,362.0
69.74%	737.0	780.0	94.49%	510.0	780.0	65.38%	492.0
86.54%	623.0	624.0	99.84%	696.0	624.0	111.54%	505.0
-	847.0	1,560.0	54.29%	1,121.0	1,560.0	71.86%	1,109.0
110.42%	585.0	624.0	93.75%	708.0	624.0	113.46%	674.0
100.43%	1,027.0	936.0	109.72%	674.0	936.0	72.01%	806.0
92.74%	1,062.0	936.0	113.46%	963.0	936.0	102.88%	925.0
71.67%	699.0	780.0	89.62%	822.0	780.0	105.38%	726.0
-	0.0	936.0	0.00%	0.0	936.0	0.00%	0.0
97.28%	696.0	624.0	111.54%	673.0	624.0	107.85%	585.0
79.17%	618.0	624.0	99.04%	634.0	624.0	101.60%	618.0
75.26%	886.0	780.0	113.59%	1,022.0	780.0	131.03%	753.0
83.65%	902.0	936.0	96.37%	1,040.0	936.0	111.11%	606.0
100.38%	961.0	780.0	123.21%	869.0	780.0	111.41%	948.0
87.09%	1,318.0	1,092.0	120.70%	855.0	1,092.0	78.30%	847.0
100.00%	916.0	936.0	97.86%	1,033.0	936.0	110.36%	715.0
102.01%	993.0	1,092.0	90.93%	1,001.0	1,092.0	91.67%	795.0

78.75%	1,031.0	1,092.0	94.41%	950.0	1,092.0	87.00%	986.0
77.78%	416.0	468.0	88.89%	571.0	468.0	122.01%	514.0
-	-	-	-	-	-	-	-
-	-	-	-	-	-	-	-
88.67%	14,936.0	16,224.0	92.06%	15,523.0	16,224.0	95.68%	13,966.0
-	7,313.0	8,000.0	91.41%	7,100.0	8,000.0	88.75%	7,198.0
87.70%	4,715.0	5,000.0	94.30%	4,589.0	5,000.0	91.78%	4,644.0
93.17%	4,683.0	4,800.0	97.56%	4,578.0	4,800.0	95.38%	4,632.0
-	6,185.0	12,000.0	51.54%	5,835.0	12,000.0	48.63%	6,321.0
92.18%	3,820.0	4,000.0	95.50%	3,652.0	4,000.0	91.30%	3,811.0
93.23%	5,154.0	6,000.0	85.90%	5,257.0	6,000.0	87.62%	5,387.0
102.30%	6,494.0	6,000.0	108.23%	6,156.0	6,000.0	102.60%	5,428.0
105.89%	5,792.0	5,400.0	107.26%	5,668.0	5,400.0	104.96%	5,643.0
-	0.0	6,000.0	0.00%	0.0	6,000.0	0.00%	0.0
110.03%	4,304.0	4,000.0	107.60%	4,304.0	4,000.0	107.60%	4,266.0
90.00%	4,290.0	4,400.0	97.50%	4,099.0	4,400.0	93.16%	3,839.0
93.56%	4,928.0	5,000.0	98.56%	4,282.0	5,000.0	85.64%	4,736.0
91.25%	5,795.0	6,000.0	96.58%	5,335.0	6,000.0	88.92%	5,541.0
93.30%	5,028.0	5,000.0	100.56%	4,562.0	5,000.0	91.24%	4,461.0
95.57%	6,973.0	7,000.0	99.61%	6,494.0	7,000.0	92.77%	6,286.0
92.85%	6,324.0	6,000.0	105.40%	6,194.0	6,000.0	103.23%	5,730.0
94.57%	6,595.0	7,200.0	91.60%	6,933.0	7,200.0	96.29%	6,718.0
98.16%	6,567.0	7,000.0	93.81%	6,495.0	7,000.0	92.79%	5,918.0
86.07%	2,567.0	3,000.0	85.57%	2,778.0	3,000.0	92.60%	2,881.0
-	-	-	-	-	-	-	-
-	-	-	-	-	-	-	-
95.22%	97,527.0	111,800.0	87.23%	94,311.0	111,800.0	84.36%	93,440.0
-		10.0			10.0		
		5.0			5.0		
		4.0			4.0		
-		10.0			10.0		
		4.0			4.0		
		6.0			6.0		
		6.0			6.0		
		5.0			5.0		
-		6.0			6.0		
		4.0			4.0		
		4.0			4.0		
		5.0			5.0		
		6.0			6.0		
		5.0			5.0		

105.33%	44.0	75.0	58.67%	0.0	75.0	0.00%	0.0
-	-	-	-	-	-	-	-
-	0.0	4,000.0	0.00%	0.0	4,000.0	0.00%	0.0
-	-	-	-	-	-	-	-
	0.0	4,000.0	0.00%	0.0	4,000.0	0.00%	0.0
-	-	-	-	-	-	-	-
-	-	-	-	-	-	-	-
117.90%	394.0	324.0	121.60%	350.0	324.0	108.02%	435.0
-	0.0	576.0	0.00%	0.0	576.0	0.00%	0.0
-	0.0	288.0	0.00%	0.0	288.0	0.00%	0.0
-	-	-	-	-	-	-	-
117.90%	394.0	1,188.0	33.16%	350.0	1,188.0	29.46%	435.0
-	-	-	-	-	-	-	-
90.12%	1,380.0	1,134.0	121.69%	1,002.0	1,134.0	88.36%	1,280.0
-	0.0	2,016.0	0.00%	0.0	2,016.0	0.00%	0.0
-	0.0	1,008.0	0.00%	0.0	1,008.0	0.00%	0.0
-	-	-	-	-	-	-	-
90.12%	1,380.0	4,158.0	33.19%	1,002.0	4,158.0	24.10%	1,280.0
103.75%	161.0	160.0	100.63%	170.0	160.0	106.25%	165.0
103.75%	161.0	160.0	100.63%	170.0	160.0	106.25%	165.0
102.08%	189.0	192.0	98.44%	192.0	192.0	100.00%	173.0
102.08%	189.0	192.0	98.44%	192.0	192.0	100.00%	173.0
100.00%	70.0	70.0	100.00%	68.0	70.0	97.14%	68.0
100.00%	70.0	70.0	100.00%	68.0	70.0	97.14%	68.0
	1,235.0			1,128.0			1,055.0
	1,235.0			1,128.0			1,055.0

-	-	-	-	-	-	-	-
111.67%	132.0	60.0	220.00%	132.0	60.0	220.00%	64.0
215.48%	317.0	155.0	204.52%	287.0	155.0	185.16%	305.0
215.48%	317.0	155.0	204.52%	287.0	155.0	185.16%	305.0
	12,069.0			12,334.0			13,144.0
	12,069.0			12,334.0			13,144.0
	3,364.0			3,039.0			2,942.0
	3,364.0			3,039.0			2,942.0
	366.0			407.0			434.0
	366.0			407.0			434.0
	15,799.0			15,780.0			16,520.0
	15,799.0			15,780.0			16,520.0
-	-	-	-	-	-	-	-
114.35%	500.0	460.0	108.70%	531.0	460.0	115.43%	542.0
114.35%	500.0	460.0	108.70%	531.0	460.0	115.43%	542.0
56.90%	59.0	58.0	101.72%	81.0	58.0	139.66%	70.0
56.90%	59.0	58.0	101.72%	81.0	58.0	139.66%	70.0
78.26%	116.0	115.0	100.87%	93.0	115.0	80.87%	88.0
78.26%	116.0	115.0	100.87%	93.0	115.0	80.87%	88.0
111.56%	203.0	173.0	117.34%	216.0	173.0	124.86%	180.0
111.56%	203.0	173.0	117.34%	216.0	173.0	124.86%	180.0
87.83%	291.0	230.0	126.52%	293.0	230.0	127.39%	256.0

87.83%	291.0	230.0	126.52%	293.0	230.0	127.39%	256.0
86.21%	76.0	58.0	131.03%	64.0	58.0	110.34%	77.0
86.21%	76.0	58.0	131.03%	64.0	58.0	110.34%	77.0
95.65%	275.0	230.0	119.57%	210.0	230.0	91.30%	174.0
95.65%	275.0	230.0	119.57%	210.0	230.0	91.30%	174.0
-	-	-	-	-	-	-	-
101.74%	240.0	230.0	104.35%	297.0	230.0	129.13%	95.0
101.74%	240.0	230.0	104.35%	297.0	230.0	129.13%	95.0
		115.0			115.0		
		115.0			115.0		
94.35%	449.0	460.0	97.61%	483.0	460.0	105.00%	332.0
94.35%	449.0	460.0	97.61%	483.0	460.0	105.00%	332.0
132.95%	248.0	173.0	143.35%	255.0	173.0	147.40%	150.0
132.95%	248.0	173.0	143.35%	255.0	173.0	147.40%	150.0
91.30%	144.0	115.0	125.22%	135.0	115.0	117.39%	116.0
91.30%	144.0	115.0	125.22%	135.0	115.0	117.39%	116.0
84.48%	80.0	58.0	137.93%	60.0	58.0	103.45%	67.0
84.48%	80.0	58.0	137.93%	60.0	58.0	103.45%	67.0
88.70%	141.0	115.0	122.61%	69.0	115.0	60.00%	35.0
88.70%	141.0	115.0	122.61%	69.0	115.0	60.00%	35.0
140.00%	144.0	115.0	125.22%	132.0	115.0	114.78%	172.0
140.00%	144.0	115.0	125.22%	132.0	115.0	114.78%	172.0

86.10%	255.0	259.0	98.46%	219.0	259.0	84.56%	279.0
86.10%	255.0	259.0	98.46%	219.0	259.0	84.56%	279.0
-	-	-	-	-	-	-	-
284.29%	212.0	70.0	302.86%	172.0	70.0	245.71%	198.0
284.29%	212.0	70.0	302.86%	172.0	70.0	245.71%	198.0
-	-	-	-	-	-	-	-
-	-	-	-	-	-	-	-
0.00%	0.0	10.0	0.00%	0.0	10.0	0.00%	0.0
100.00%	7.0	8.0	87.50%	7.0	8.0	87.50%	7.0
100.00%	8.0	8.0	100.00%	8.0	8.0	100.00%	8.0
0.00%	0.0	10.0	0.00%	0.0	10.0	0.00%	0.0
44.44%	15.0	36.0	41.67%	15.0	36.0	41.67%	15.0
	0.0			0.0			0.0
	8.0			8.0			8.0
	8.0			8.0			8.0
	0.0			0.0			0.0
	16.0			16.0			16.0
	0.0			0.0			0.0
	87.5			87.5			87.5
	100.0			100.0			100.0
	0.0			0.0			0.0
	187.5			187.5			187.5
		4.0			4.0		

		5.0		5.0			
		3.0		3.0			
		12.0		12.0			
82.75%	2,385.0	1,664.0	143.33%	2,080.0	1,664.0	125.00%	2,593.0
82.17%	2,539.0			3,130.0			3,367.0
83.57%	1,746.0	1,996.0	87.47%	2,189.0	1,996.0	109.67%	2,119.0
88.54%	992.0	1,248.0	79.49%	1,018.0	1,248.0	81.57%	1,003.0
83.79%	7,662.0	4,908.0	156.11%	8,417.0	4,908.0	171.50%	9,082.0
73.40%	619.0	624.0	99.20%	1,381.0	624.0	221.31%	1,362.0
97.86%	847.0			1,121.0			1,109.0
82.18%	772.0	780.0	98.97%	783.0	780.0	100.38%	645.0
78.21%	350.0	468.0	74.79%	337.0	468.0	72.01%	360.0
84.79%	2,588.0	1,872.0	138.25%	3,622.0	1,872.0	193.48%	3,476.0
82.05%	7,313.0	8,000.0	91.41%	7,100.0	8,000.0	88.75%	7,198.0
95.39%	6,185.0			5,835.0			6,321.0
83.82%	4,688.0	5,000.0	93.76%	4,792.0	5,000.0	95.84%	4,285.0
91.93%	2,930.0	3,000.0	97.67%	2,740.0	3,000.0	91.33%	2,713.0
87.65%	21,116.0	16,000.0	131.98%	20,467.0	16,000.0	127.92%	20,517.0
-	-	-	-	-	-	-	-
113.48%	524.0			609.0			453.0
75.78%	299.0	384.0	77.86%	369.0	384.0	96.09%	408.0
95.20%	823.0	384.0	214.32%	978.0	384.0	254.69%	861.0
-	-	-	-	-	-	-	-
87.32%	1,215.0			1,461.0			1,717.0
86.61%	890.0	1,344.0	66.22%	1,391.0	1,344.0	103.50%	1,566.0
86.98%	2,105.0	1,344.0	156.62%	2,852.0	1,344.0	212.20%	3,283.0
72.62%	85.0	263.0	32.32%	0.0	263.0	0.00%	0.0
86.71%	215.0			0.0			0.0
47.74%	234.0	421.0	55.58%	214.0	421.0	50.83%	231.0
71.43%	534.0	684.0	78.07%	214.0	684.0	31.29%	231.0

0.00%	0.0	263.0	0.00%	0.0	263.0	0.00%	0.0
80.38%	235.0			0.0			0.0
73.76%	266.0	263.0	101.14%	216.0	263.0	82.13%	176.0
53.21%	501.0	526.0	95.25%	216.0	526.0	41.06%	176.0
69.94%	78.0	316.0	24.68%	0.0	316.0	0.00%	0.0
48.42%	196.0			0.0			0.0
75.29%	136.0	263.0	51.71%	241.0	263.0	91.63%	195.0
63.91%	410.0	579.0	70.81%	241.0	579.0	41.62%	195.0
50.67%	96.0	150.0	64.00%	100.0	150.0	66.67%	192.0
32.67%	158.0	300.0	52.67%	154.0	300.0	51.33%	126.0
38.67%	254.0	450.0	56.44%	254.0	450.0	56.44%	318.0
101.62%	432.0	432.0	100.00%	49.0	432.0	11.34%	64.0
101.62%	432.0	432.0	100.00%	49.0	432.0	11.34%	64.0
112.77%	1,599.0	1,464.0	109.22%	260.0	1,464.0	17.76%	432.0
112.77%	1,599.0	1,464.0	109.22%	260.0	1,464.0	17.76%	432.0
128.57%	86.0	70.0	122.86%	88.0	70.0	125.71%	92.0
89.29%	124.0	140.0	88.57%	127.0	140.0	90.71%	122.0
102.38%	210.0	210.0	100.00%	215.0	210.0	102.38%	214.0
120.00%	141.0	115.0	122.61%	136.0	115.0	118.26%	137.0
86.09%	108.0	115.0	93.91%	125.0	115.0	108.70%	118.0
103.04%	249.0	230.0	108.26%	261.0	230.0	113.48%	255.0
128.71%	369.0	310.0	119.03%	371.0	310.0	119.68%	437.0
127.42%	392.0	310.0	126.45%	451.0	310.0	145.48%	370.0
128.06%	761.0	620.0	122.74%	822.0	620.0	132.58%	807.0
106.55%	397.0	275.0	144.36%	341.0	275.0	124.00%	327.0
106.55%	397.0	275.0	144.36%	341.0	275.0	124.00%	327.0

308.73%	1,569.0	550.0	285.27%	1,303.0	550.0	236.91%	1,173.0
308.73%	1,569.0	550.0	285.27%	1,303.0	550.0	236.91%	1,173.0

MAI Previsto	MAI %	JUN Realizado	JUN Previsto	JUN %	JUL Realizado	JUL Previsto	JUL %
		2,288.0	4,160.0	55.00%			
2,080.0	86.73%	1,715.0	2,080.0	82.45%	1,891.0	2,080.0	90.91%
1,412.0	94.90%	1,113.0	1,412.0	78.82%	667.0	1,580.0	42.22%
4,076.0	82.61%	3,529.0	4,076.0	86.58%			
1,664.0	86.36%	1,440.0	1,664.0	86.54%	1,501.0	1,664.0	90.20%
2,328.0	106.31%	2,353.0	2,328.0	101.07%	2,607.0	2,328.0	111.98%
2,496.0	79.17%	2,165.0	2,496.0	86.74%	2,013.0	2,496.0	80.65%
2,080.0	90.48%	1,672.0	2,080.0	80.38%	1,803.0	2,080.0	86.68%
2,496.0	86.90%	2,043.0	2,496.0	81.85%			
1,580.0	72.41%	1,595.0	1,580.0	100.95%	1,701.0	1,580.0	107.66%
1,580.0	57.53%	1,017.0	1,580.0	64.37%	745.0	1,664.0	44.77%
1,912.0	74.58%	1,446.0	1,912.0	75.63%	1,098.0	1,996.0	55.01%
2,328.0	81.27%	1,881.0	2,328.0	80.80%	1,464.0	2,328.0	62.89%
1,996.0	82.52%	1,505.0	1,996.0	75.40%	1,609.0	1,996.0	80.61%
2,492.0	101.52%	2,309.0	2,492.0	92.66%	1,769.0	2,492.0	70.99%
2,328.0	71.95%	1,645.0	2,328.0	70.66%	1,393.0	2,412.0	57.75%
2,912.0	94.20%	2,156.0	2,912.0	74.04%	2,073.0	2,912.0	71.19%
2,912.0	70.71%	2,109.0	2,912.0	72.42%	2,260.0	2,912.0	77.61%
1,248.0	94.47%	1,085.0	1,248.0	86.94%	1,139.0	1,248.0	91.27%
-	-	-	-	-	-	-	-
-	-	-	-	-	-	-	-
39,920.0	90.80%	35,066.0	44,080.0	79.55%	25,733.0	33,768.0	76.21%
624.0	218.27%	1,156.0	1,560.0	74.10%			
780.0	63.08%	482.0	780.0	61.79%	702.0	780.0	90.00%
624.0	80.93%	415.0	624.0	66.51%	621.0	624.0	99.52%
1,560.0	71.09%	1,178.0	1,560.0	75.51%			
624.0	108.01%	618.0	624.0	99.04%	691.0	624.0	110.74%
936.0	86.11%	735.0	936.0	78.53%	873.0	936.0	93.27%
936.0	98.82%	840.0	936.0	89.74%	959.0	936.0	102.46%
780.0	93.08%	682.0	780.0	87.44%	855.0	780.0	109.62%
936.0	0.00%	720.0	936.0	76.92%			
624.0	93.75%	505.0	624.0	80.93%	485.0	624.0	77.72%
624.0	99.04%	639.0	624.0	102.40%	652.0	624.0	104.49%
780.0	96.54%	694.0	780.0	88.97%	663.0	780.0	85.00%
936.0	64.74%	579.0	936.0	61.86%	993.0	936.0	106.09%
780.0	121.54%	978.0	780.0	125.38%	901.0	780.0	115.51%
1,092.0	77.56%	878.0	1,092.0	80.40%	1,179.0	1,092.0	107.97%
936.0	76.39%	764.0	936.0	81.62%	926.0	936.0	98.93%
1,092.0	72.80%	962.0	1,092.0	88.10%	1,141.0	1,092.0	104.49%

1,092.0	90.29%	1,027.0	1,092.0	94.05%	1,234.0	1,092.0	113.00%
468.0	109.83%	413.0	468.0	88.25%	441.0	468.0	94.23%
-	-	-	-	-	-	-	-
-	-	-	-	-	-	-	-
16,224.0	86.08%	14,265.0	17,160.0	83.13%	13,316.0	13,104.0	101.62%

8,000.0	89.98%	7,498.0	12,000.0	62.48%			
5,000.0	92.88%	4,533.0	5,000.0	90.66%	4,619.0	5,000.0	92.38%
4,800.0	96.50%	4,568.0	4,800.0	95.17%	4,645.0	4,800.0	96.77%
12,000.0	52.68%	6,208.0	12,000.0	51.73%			
4,000.0	95.28%	3,890.0	4,000.0	97.25%	3,582.0	4,000.0	89.55%
6,000.0	89.78%	5,495.0	6,000.0	91.58%	5,650.0	6,000.0	94.17%
6,000.0	90.47%	5,287.0	6,000.0	88.12%	5,366.0	6,000.0	89.43%
5,400.0	104.50%	5,023.0	5,400.0	93.02%	5,102.0	5,400.0	94.48%
6,000.0	0.00%	2,839.0	6,000.0	47.32%			
4,000.0	106.65%	4,229.0	4,000.0	105.73%	4,344.0	4,000.0	108.60%
4,400.0	87.25%	3,443.0	4,400.0	78.25%	3,986.0	4,400.0	90.59%
5,000.0	94.72%	4,626.0	5,000.0	92.52%	4,844.0	5,000.0	96.88%
6,000.0	92.35%	5,629.0	6,000.0	93.82%	5,533.0	6,000.0	92.22%
5,000.0	89.22%	4,910.0	5,000.0	98.20%	4,754.0	5,000.0	95.08%
7,000.0	89.80%	6,355.0	7,000.0	90.79%	6,196.0	7,000.0	88.51%
6,000.0	95.50%	6,022.0	6,000.0	100.37%	5,834.0	6,000.0	97.23%
7,200.0	93.31%	6,513.0	7,200.0	90.46%	7,142.0	7,200.0	99.19%
7,000.0	84.54%	5,832.0	7,000.0	83.31%	6,137.0	7,000.0	87.67%
3,000.0	96.03%	2,885.0	3,000.0	96.17%	2,716.0	3,000.0	90.53%
-	-	-	-	-	-	-	-
-	-	-	-	-	-	-	-
111,800.0	83.58%	95,785.0	115,800.0	82.72%	80,450.0	85,800.0	93.76%

10.0			10.0				
5.0			5.0			5.0	
4.0			4.0			4.0	
10.0			10.0				
4.0			4.0			4.0	
6.0			6.0			6.0	
6.0			6.0			6.0	
5.0			5.0			5.0	
6.0			6.0				
4.0			4.0			4.0	
4.0			4.0			4.0	
5.0			5.0			5.0	
6.0			6.0			6.0	
5.0			5.0			5.0	

7.0		7.0		7.0
6.0		6.0		6.0
7.0		7.0		7.0
7.0		7.0		7.0
3.0		3.0		3.0

-	-	-	-	-
110.0		110.0		84.0

		241.0	576.0	41.84%			
408.0	75.49%	332.0	408.0	81.37%	389.0	408.0	95.34%
384.0	38.02%	27.0	384.0	7.03%	190.0	384.0	49.48%
408.0	111.03%	447.0	408.0	109.56%			
576.0	77.60%	401.0	576.0	69.62%	567.0	576.0	98.44%
384.0	121.09%	434.0	384.0	113.02%	454.0	384.0	118.23%
576.0	87.15%	517.0	576.0	89.76%	513.0	576.0	89.06%
408.0	0.00%	517.0	408.0	126.72%			
384.0	67.45%	268.0	384.0	69.79%	327.0	384.0	85.16%
384.0	86.98%	243.0	384.0	63.28%	350.0	384.0	91.15%
576.0	96.35%	663.0	576.0	115.10%	630.0	576.0	109.38%
600.0	72.00%	482.0	600.0	80.33%	453.0	600.0	75.50%
384.0	97.66%	191.0	384.0	49.74%	316.0	384.0	82.29%
576.0	98.26%	630.0	576.0	109.38%	566.0	576.0	98.26%
-	-	-	-	-	-	-	-
-	-	-	-	-	-	-	-
6,048.0	85.27%	5,393.0	6,624.0	81.42%	4,755.0	5,232.0	90.88%

		902.0	2,016.0	44.74%			
1,428.0	81.44%	939.0	1,428.0	65.76%	1,256.0	1,428.0	87.96%
1,344.0	28.72%	33.0	1,344.0	2.46%	277.0	1,344.0	20.61%
1,428.0	120.24%	1,777.0	1,428.0	124.44%			
2,016.0	78.87%	1,260.0	2,016.0	62.50%	1,694.0	2,016.0	84.03%
1,344.0	138.39%	1,294.0	1,344.0	96.28%	1,276.0	1,344.0	94.94%
2,016.0	75.40%	1,718.0	2,016.0	85.22%	1,635.0	2,016.0	81.10%
1,428.0	0.00%	1,473.0	1,428.0	103.15%			
1,344.0	86.38%	1,242.0	1,344.0	92.41%	817.0	1,344.0	60.79%
1,344.0	93.82%	719.0	1,344.0	53.50%	1,120.0	1,344.0	83.33%
2,016.0	104.86%	2,336.0	2,016.0	115.87%	1,714.0	2,016.0	85.02%
2,100.0	83.00%	1,667.0	2,100.0	79.38%	1,493.0	2,100.0	71.10%
1,344.0	111.83%	624.0	1,344.0	46.43%	981.0	1,344.0	72.99%
2,016.0	97.57%	2,198.0	2,016.0	109.03%	1,797.0	2,016.0	89.14%
-	-	-	-	-	-	-	-

75.0	0.00%	0.0	75.0	0.00%	0.0	75.0	0.00%
-	-	-	-	-	-	-	-
4,000.0	0.00%	0.0	4,000.0	0.00%	-	-	-
-	-	-	-	-	-	-	-
4,000.0	0.00%	0.0	4,000.0	0.00%	-	-	-
-	-	-	-	-	-	-	-
-	-	-	-	-	-	-	-
324.0	134.26%	0.0	324.0	0.00%	0.0	324.0	0.00%
576.0	0.00%	0.0	576.0	0.00%	-	-	-
288.0	0.00%	0.0	288.0	0.00%	-	-	-
-	-	-	-	-	-	-	-
1,188.0	36.62%	0.0	1,188.0	0.00%	0.0	324.0	0.00%
-	-	-	-	-	-	-	-
1,134.0	112.87%	0.0	1,134.0	0.00%	0.0	1,134.0	0.00%
2,016.0	0.00%	0.0	2,016.0	0.00%	-	-	-
1,008.0	0.00%	0.0	1,008.0	0.00%	-	-	-
-	-	-	-	-	-	-	-
4,158.0	30.78%	0.0	4,158.0	0.00%	0.0	1,134.0	0.00%
160.0	103.13%	173.0	160.0	108.13%	200.0	200.0	100.00%
160.0	103.13%	173.0	160.0	108.13%	200.0	200.0	100.00%
192.0	90.10%	199.0	192.0	103.65%	100.0	100.0	100.00%
192.0	90.10%	199.0	192.0	103.65%	100.0	100.0	100.00%
70.0	97.14%	65.0	70.0	92.86%	127.0	300.0	42.33%
70.0	97.14%	65.0	70.0	92.86%	127.0	300.0	42.33%
		1,132.0			1,252.0		
		1,132.0			1,252.0		

-	-	-	-	-	-	-	-
		68.0			68.0		
155.0	196.77%	292.0	155.0	188.39%	290.0	155.0	187.10%
155.0	196.77%	292.0	155.0	188.39%	290.0	155.0	187.10%
		13,058.0			10,641.0		
		13,058.0			10,641.0		
		2,948.0			3,253.0		
		2,948.0			3,253.0		
		387.0			387.0		
		387.0			387.0		
		16,393.0			14,281.0		
		16,393.0			14,281.0		
-	-	-	-	-	-	-	-
460.0	117.83%	466.0	460.0	101.30%	368.0	460.0	80.00%
460.0	117.83%	466.0	460.0	101.30%	368.0	460.0	80.00%
58.0	120.69%	73.0	58.0	125.86%	65.0	58.0	112.07%
58.0	120.69%	73.0	58.0	125.86%	65.0	58.0	112.07%
115.0	76.52%	103.0	115.0	89.57%	175.0	115.0	152.17%
115.0	76.52%	103.0	115.0	89.57%	175.0	115.0	152.17%
173.0	104.05%	155.0	173.0	89.60%	149.0	173.0	86.13%
173.0	104.05%	155.0	173.0	89.60%	149.0	173.0	86.13%
230.0	111.30%	243.0	230.0	105.65%	243.0	230.0	105.65%

230.0	111.30%	243.0	230.0	105.65%	243.0	230.0	105.65%
58.0	132.76%	49.0	58.0	84.48%	32.0	58.0	55.17%
58.0	132.76%	49.0	58.0	84.48%	32.0	58.0	55.17%
230.0	75.65%	240.0	230.0	104.35%	235.0	230.0	102.17%
230.0	75.65%	240.0	230.0	104.35%	235.0	230.0	102.17%
-	-	-	-	-	-	-	-
230.0	41.30%	204.0	230.0	88.70%	273.0	230.0	118.70%
230.0	41.30%	204.0	230.0	88.70%	273.0	230.0	118.70%
115.0			115.0		-	-	-
115.0			115.0		-	-	-
460.0	72.17%	448.0	460.0	97.39%	395.0	460.0	85.87%
460.0	72.17%	448.0	460.0	97.39%	395.0	460.0	85.87%
173.0	86.71%	78.0	173.0	45.09%	211.0	173.0	121.97%
173.0	86.71%	78.0	173.0	45.09%	211.0	173.0	121.97%
115.0	100.87%	98.0	115.0	85.22%	128.0	115.0	111.30%
115.0	100.87%	98.0	115.0	85.22%	128.0	115.0	111.30%
58.0	115.52%	51.0	58.0	87.93%	21.0	58.0	36.21%
58.0	115.52%	51.0	58.0	87.93%	21.0	58.0	36.21%
115.0	30.43%	149.0	115.0	129.57%	168.0	115.0	146.09%
115.0	30.43%	149.0	115.0	129.57%	168.0	115.0	146.09%
115.0	149.57%	101.0	115.0	87.83%	50.0	115.0	43.48%
115.0	149.57%	101.0	115.0	87.83%	50.0	115.0	43.48%

259.0	107.72%	220.0	259.0	84.94%	220.0	259.0	84.94%
259.0	107.72%	220.0	259.0	84.94%	220.0	259.0	84.94%
-	-	-	-	-	-	-	-
70.0	282.86%	186.0	70.0	265.71%	197.0	70.0	281.43%
70.0	282.86%	186.0	70.0	265.71%	197.0	70.0	281.43%
-	-	-	-	-	-	-	-
-	-	-	-	-	-	-	-
10.0	0.00%	0.0	10.0	0.00%			
8.0	87.50%	8.0	8.0	100.00%	8.0	8.0	100.00%
8.0	100.00%	8.0	8.0	100.00%	8.0	8.0	100.00%
10.0	0.00%	0.0	10.0	0.00%			
36.0	41.67%	16.0	36.0	44.44%	16.0	16.0	100.00%
		0.0					
		8.0			8.0		
		8.0			8.0		
		0.0					
		16.0			16.0		
		0.0			0.0		
		100.0			100.0		
		100.0			100.0		
		0.0			0.0		
		200.0			200.0		
4.0			4.0			4.0	

5.0		5.0		5.0			
3.0		3.0		3.0			
12.0		12.0		12.0			
1,664.0	155.83%	2,288.0	1,664.0	137.50%	2,210.0	4,160.0	53.13%
		3,529.0			3,225.0		
1,996.0	106.16%	1,920.0	1,996.0	96.19%	1,765.0	1,996.0	88.43%
1,248.0	80.37%	1,024.0	1,248.0	82.05%	1,014.0	1,248.0	81.25%
4,908.0	185.04%	8,761.0	4,908.0	178.50%	8,214.0	7,404.0	110.94%
624.0	218.27%	1,156.0	624.0	185.26%	1,701.0	1,560.0	109.04%
		1,178.0			1,341.0		
780.0	82.69%	685.0	780.0	87.82%	808.0	780.0	103.59%
468.0	76.92%	278.0	468.0	59.40%	388.0	468.0	82.91%
1,872.0	185.68%	3,297.0	1,872.0	176.12%	4,238.0	2,808.0	150.93%
8,000.0	89.98%	7,498.0	8,000.0	93.73%	7,484.0	12,000.0	62.37%
		6,208.0			5,768.0		
5,000.0	85.70%	4,506.0	5,000.0	90.12%	4,524.0	5,000.0	90.48%
3,000.0	90.43%	2,563.0	3,000.0	85.43%	2,369.0	3,000.0	78.97%
16,000.0	128.23%	20,775.0	16,000.0	129.84%	20,145.0	20,000.0	100.73%
-	-	-	-	-	-	-	-
		447.0			402.0		
384.0	106.25%	468.0	384.0	121.88%	449.0	384.0	116.93%
384.0	224.22%	915.0	384.0	238.28%	851.0	384.0	221.61%
-	-	-	-	-	-	-	-
		1,777.0			1,285.0		
1,344.0	116.52%	1,574.0	1,344.0	117.11%	1,573.0	1,344.0	117.04%
1,344.0	244.27%	3,351.0	1,344.0	249.33%	2,858.0	1,344.0	212.65%
263.0	0.00%	0.0	263.0	0.00%	0.0		
		0.0			0.0		
421.0	54.87%	326.0	421.0	77.43%	428.0	421.0	101.66%
684.0	33.77%	326.0	684.0	47.66%	428.0	421.0	101.66%

263.0	0.00%	0.0	263.0	0.00%	0.0		
		0.0			0.0		
263.0	66.92%	222.0	263.0	84.41%	76.0	263.0	28.90%
526.0	33.46%	222.0	526.0	42.21%	76.0	263.0	28.90%
316.0	0.00%	0.0	316.0	0.00%	0.0		
		0.0			0.0		
263.0	74.14%	191.0	263.0	72.62%	163.0	263.0	61.98%
579.0	33.68%	191.0	579.0	32.99%	163.0	263.0	61.98%
150.0	128.00%	172.0	150.0	114.67%	180.0	250.0	72.00%
300.0	42.00%	137.0	300.0	45.67%	215.0	300.0	71.67%
450.0	70.67%	309.0	450.0	68.67%	395.0	550.0	71.82%
432.0	14.81%	62.0	432.0	14.35%	10.0	576.0	1.74%
432.0	14.81%	62.0	432.0	14.35%	10.0	576.0	1.74%
1,464.0	29.51%	295.0	1,464.0	20.15%	0.0	2,016.0	0.00%
1,464.0	29.51%	295.0	1,464.0	20.15%	0.0	2,016.0	0.00%
70.0	131.43%	88.0	70.0	125.71%	88.0	70.0	125.71%
140.0	87.14%	119.0	140.0	85.00%	124.0	140.0	88.57%
210.0	101.90%	207.0	210.0	98.57%	212.0	210.0	100.95%
115.0	119.13%	118.0	115.0	102.61%	127.0	115.0	110.43%
115.0	102.61%	107.0	115.0	93.04%	106.0	115.0	92.17%
230.0	110.87%	225.0	230.0	97.83%	233.0	230.0	101.30%
310.0	140.97%	477.0	310.0	153.87%	552.0	310.0	178.06%
310.0	119.35%	415.0	310.0	133.87%	508.0	310.0	163.87%
620.0	130.16%	892.0	620.0	143.87%	1,060.0	620.0	170.97%
275.0	118.91%	303.0	275.0	110.18%	296.0	275.0	107.64%
275.0	118.91%	303.0	275.0	110.18%	296.0	275.0	107.64%

550.0	213.27%	1,011.0	550.0	183.82%	862.0	550.0	156.73%
550.0	213.27%	1,011.0	550.0	183.82%	862.0	550.0	156.73%

AGO Realizado	AGO Previsto	AGO %	SET Realizado	SET Previsto	SET %	OUT Realizado	OUT Previsto
						3,144.0	4,160.0
1,920.0	2,080.0	92.31%	1,625.0	2,080.0	78.13%	1,829.0	2,080.0
349.0	1,580.0	22.09%	751.0	1,580.0	47.53%	1,290.0	1,580.0
						4,310.0	4,492.0
1,497.0	1,664.0	89.96%	1,003.0	1,664.0	60.28%	1,409.0	1,664.0
2,616.0	2,328.0	112.37%	1,747.0	2,328.0	75.04%	2,081.0	2,328.0
2,261.0	2,496.0	90.58%	2,041.0	2,496.0	81.77%	2,569.0	2,496.0
2,047.0	2,080.0	98.41%	1,876.0	2,080.0	90.19%	2,084.0	2,080.0
						2,245.0	2,496.0
1,899.0	1,580.0	120.19%	1,174.0	1,580.0	74.30%	1,639.0	1,580.0
1,328.0	1,664.0	79.81%	1,252.0	1,664.0	75.24%	1,350.0	1,664.0
1,488.0	1,996.0	74.55%	1,461.0	1,996.0	73.20%	1,621.0	1,996.0
2,283.0	2,328.0	98.07%	1,947.0	2,328.0	83.63%	2,262.0	2,328.0
1,763.0	1,996.0	88.33%	1,315.0	1,996.0	65.88%	1,934.0	1,996.0
1,594.0	2,492.0	63.96%	1,214.0	2,492.0	48.72%	1,509.0	2,492.0
2,095.0	2,412.0	86.86%	2,199.0	2,412.0	91.17%	2,395.0	2,412.0
2,343.0	2,912.0	80.46%	2,595.0	2,912.0	89.11%	3,093.0	2,912.0
2,432.0	2,912.0	83.52%	2,184.0	2,912.0	75.00%	2,645.0	2,912.0
1,221.0	1,248.0	97.84%	875.0	1,248.0	70.11%	885.0	1,248.0
-	-	-	-	-	-	-	-
29,136.0	33,768.0	86.28%	25,259.0	33,768.0	74.80%	40,294.0	44,916.0
						1,685.0	1,560.0
806.0	780.0	103.33%	655.0	780.0	83.97%	722.0	780.0
689.0	624.0	110.42%	632.0	624.0	101.28%	628.0	624.0
						1,633.0	1,560.0
844.0	624.0	135.26%	775.0	624.0	124.20%	802.0	624.0
899.0	936.0	96.05%	853.0	936.0	91.13%	908.0	936.0
929.0	936.0	99.25%	853.0	936.0	91.13%	836.0	936.0
899.0	780.0	115.26%	702.0	780.0	90.00%	809.0	780.0
						813.0	936.0
597.0	624.0	95.67%	436.0	624.0	69.87%	549.0	624.0
610.0	624.0	97.76%	553.0	624.0	88.62%	701.0	624.0
888.0	780.0	113.85%	792.0	780.0	101.54%	904.0	780.0
927.0	936.0	99.04%	776.0	936.0	82.91%	1,015.0	936.0
692.0	780.0	88.72%	695.0	780.0	89.10%	797.0	780.0
1,093.0	1,092.0	100.09%	795.0	1,092.0	72.80%	886.0	1,092.0
894.0	936.0	95.51%	771.0	936.0	82.37%	1,065.0	936.0
1,411.0	1,092.0	129.21%	1,157.0	1,092.0	105.95%	1,264.0	1,092.0

1,221.0	1,092.0	111.81%	986.0	1,092.0	90.29%	1,130.0	1,092.0
463.0	468.0	98.93%	427.0	468.0	91.24%	582.0	468.0

-	-	-	-	-	-	-	-
13,862.0	13,104.0	105.78%	11,858.0	13,104.0	90.49%	17,729.0	17,160.0

4,620.0	5,000.0	92.40%	4,259.0	5,000.0	85.18%	9,248.0	12,000.0
4,975.0	4,800.0	103.65%	4,528.0	4,800.0	94.33%	4,700.0	5,000.0
3,653.0	4,000.0	91.33%	3,637.0	4,000.0	90.93%	4,605.0	4,800.0
5,783.0	6,000.0	96.38%	5,789.0	6,000.0	96.48%	7,539.0	12,000.0
5,783.0	6,000.0	96.38%	5,738.0	6,000.0	95.63%	3,631.0	4,000.0
5,842.0	5,400.0	108.19%	5,218.0	5,400.0	96.63%	5,716.0	6,000.0
4,360.0	4,000.0	109.00%	4,204.0	4,000.0	105.10%	5,819.0	6,000.0
4,559.0	4,400.0	103.61%	4,322.0	4,400.0	98.23%	5,487.0	5,400.0
5,369.0	5,000.0	107.38%	4,987.0	5,000.0	99.74%	3,757.0	6,000.0
5,891.0	6,000.0	98.18%	5,786.0	6,000.0	96.43%	3,956.0	4,000.0
5,153.0	5,000.0	103.06%	4,546.0	5,000.0	90.92%	4,407.0	4,400.0
6,974.0	7,000.0	99.63%	6,734.0	7,000.0	96.20%	4,804.0	5,000.0
6,197.0	6,000.0	103.28%	5,862.0	6,000.0	97.70%	5,834.0	6,000.0
8,069.0	7,200.0	112.07%	6,871.0	7,200.0	95.43%	7,022.0	7,200.0
5,978.0	7,000.0	85.40%	5,964.0	7,000.0	85.20%	6,340.0	7,000.0
2,887.0	3,000.0	96.23%	2,546.0	3,000.0	84.87%	2,151.0	3,000.0

-	-	-	-	-	-	-	-
86,093.0	85,800.0	100.34%	80,991.0	85,800.0	94.40%	102,261.0	115,800.0

5.0	5.0	10.0
4.0	4.0	5.0
4.0	4.0	4.0
6.0	6.0	10.0
6.0	6.0	4.0
5.0	5.0	6.0
4.0	4.0	6.0
4.0	4.0	5.0
5.0	5.0	6.0
6.0	6.0	5.0
5.0	5.0	6.0

7.0			7.0			7.0
6.0			6.0			6.0
7.0			7.0			7.0
7.0			7.0			7.0
3.0			3.0			3.0

84.0			84.0			110.0
-------------	--	--	-------------	--	--	--------------

						655.0	576.0
470.0	408.0	115.20%	398.0	408.0	97.55%	438.0	408.0
175.0	384.0	45.57%	131.0	384.0	34.11%	205.0	384.0
						422.0	408.0
513.0	576.0	89.06%	478.0	576.0	82.99%	491.0	576.0
665.0	384.0	173.18%	547.0	384.0	142.45%	358.0	384.0
673.0	576.0	116.84%	576.0	576.0	100.00%	608.0	576.0
						523.0	408.0
361.0	384.0	94.01%	151.0	384.0	39.32%	277.0	384.0
497.0	384.0	129.43%	289.0	384.0	75.26%	384.0	384.0
637.0	576.0	110.59%	497.0	576.0	86.28%	445.0	576.0
480.0	600.0	80.00%	447.0	600.0	74.50%	482.0	600.0
418.0	384.0	108.85%	354.0	384.0	92.19%	400.0	384.0
						362.0	384.0
447.0	576.0	77.60%	418.0	576.0	72.57%	502.0	576.0

5,336.0	5,232.0	101.99%	4,286.0	5,232.0	81.92%	6,552.0	7,008.0
----------------	----------------	----------------	----------------	----------------	---------------	----------------	----------------

						1,763.0	2,016.0
1,463.0	1,428.0	102.45%	1,269.0	1,428.0	88.87%	1,353.0	1,428.0
516.0	1,344.0	38.39%	357.0	1,344.0	26.56%	460.0	1,344.0
						1,410.0	1,428.0
1,344.0	2,016.0	66.67%	1,286.0	2,016.0	63.79%	1,140.0	2,016.0
1,697.0	1,344.0	126.26%	1,365.0	1,344.0	101.56%	894.0	1,344.0
2,163.0	2,016.0	107.29%	2,115.0	2,016.0	104.91%	1,884.0	2,016.0
						1,332.0	1,428.0
1,065.0	1,344.0	79.24%	469.0	1,344.0	34.90%	921.0	1,344.0
1,770.0	1,344.0	131.70%	893.0	1,344.0	66.44%	1,308.0	1,344.0
1,731.0	2,016.0	85.86%	1,461.0	2,016.0	72.47%	1,137.0	2,016.0
1,369.0	2,100.0	65.19%	2,018.0	2,100.0	96.10%	1,641.0	2,100.0
1,325.0	1,344.0	98.59%	1,072.0	1,344.0	79.76%	1,221.0	1,344.0
						947.0	1,344.0
1,221.0	2,016.0	60.57%	1,266.0	2,016.0	62.80%	1,477.0	2,016.0

0.0	75.0	0.00%	0.0	75.0	0.00%	0.0	75.0
						152.0	4,000.0
						0.0	4,000.0
-	-	-	-	-	-		
						152.0	8,000.0
						236.0	156.0
						236.0	156.0
-	-	-	-	-	-	-	-
0.0	324.0	0.00%	0.0	324.0	0.00%	0.0	324.0
						546.0	576.0
						326.0	288.0
-	-	-	-	-	-		
0.0	324.0	0.00%	0.0	324.0	0.00%	872.0	1,188.0
						-	-
0.0	1,134.0	0.00%	0.0	1,134.0	0.00%	0.0	1,134.0
						1,720.0	2,016.0
						1,316.0	1,008.0
-	-	-	-	-	-		
0.0	1,134.0	0.00%	0.0	1,134.0	0.00%	3,036.0	4,158.0
						203.0	200.0
203.0	200.0	101.50%	170.0	200.0	85.00%	188.0	200.0
203.0	200.0	101.50%	170.0	200.0	85.00%	188.0	200.0
						98.0	100.0
98.0	100.0	98.00%	129.0	100.0	129.00%	103.0	100.0
98.0	100.0	98.00%	129.0	100.0	129.00%	103.0	100.0
						185.0	300.0
185.0	300.0	61.67%	185.0	300.0	61.67%	301.0	300.0
185.0	300.0	61.67%	185.0	300.0	61.67%	301.0	300.0
						1,207.0	1,431.0
1,207.0			1,304.0			1,431.0	
1,207.0			1,304.0			1,431.0	

78.0	200.0	39.00%	80.0	200.0	40.00%	196.0	200.0
78.0	200.0	39.00%	80.0	200.0	40.00%	196.0	200.0
31.0	33.0	93.94%	17.0	33.0	51.52%	35.0	33.0
31.0	33.0	93.94%	17.0	33.0	51.52%	35.0	33.0
21.0	15.0	140.00%	24.0	15.0	160.00%	31.0	15.0
21.0	15.0	140.00%	24.0	15.0	160.00%	31.0	15.0
98.0	100.0	98.00%	45.0	100.0	45.00%	31.0	100.0
98.0	100.0	98.00%	45.0	100.0	45.00%	31.0	100.0
404.0	400.0	101.00%	358.0	400.0	89.50%	366.0	400.0
404.0	400.0	101.00%	358.0	400.0	89.50%	366.0	400.0
146.0	150.0	97.33%	146.0	150.0	97.33%	154.0	150.0
146.0	150.0	97.33%	146.0	150.0	97.33%	154.0	150.0
597.0	600.0	99.50%	603.0	600.0	100.50%	751.0	600.0
597.0	600.0	99.50%	603.0	600.0	100.50%	751.0	600.0
187.0	200.0	93.50%	216.0	200.0	108.00%	182.0	200.0
187.0	200.0	93.50%	216.0	200.0	108.00%	182.0	200.0
87.0	80.0	108.75%	88.0	80.0	110.00%	83.0	80.0
87.0	80.0	108.75%	88.0	80.0	110.00%	83.0	80.0
21.0	20.0	105.00%	27.0	20.0	135.00%	17.0	20.0
21.0	20.0	105.00%	27.0	20.0	135.00%	17.0	20.0
-	-	-	-	-	-	-	-
75.0	-	-	72.0	-	-	-	-
-	-	-	-	-	-	0.0	-
						0.0	60.0

-	-	-	-	-	-	-	-	-
75.0			72.0			0.0	60.0	
316.0	155.0	203.87%	284.0	155.0	183.23%	304.0	155.0	
316.0	155.0	203.87%	284.0	155.0	183.23%	304.0	155.0	
10,635.0			10,802.0			12,239.0		
10,635.0			10,802.0			12,239.0		
3,393.0			3,479.0			3,823.0		
3,393.0			3,479.0			3,823.0		
422.0			441.0			418.0		
422.0			441.0			418.0		
14,450.0			14,722.0			16,480.0		
14,450.0			14,722.0			16,480.0		
-	-	-	-	-	-			
614.0	460.0	133.48%	346.0	460.0	75.22%	527.0	460.0	
614.0	460.0	133.48%	346.0	460.0	75.22%	527.0	460.0	
75.0	58.0	129.31%	73.0	58.0	125.86%	93.0	58.0	
75.0	58.0	129.31%	73.0	58.0	125.86%	93.0	58.0	
129.0	115.0	112.17%	138.0	115.0	120.00%	174.0	115.0	
129.0	115.0	112.17%	138.0	115.0	120.00%	174.0	115.0	
186.0	173.0	107.51%	82.0	173.0	47.40%	158.0	173.0	
186.0	173.0	107.51%	82.0	173.0	47.40%	158.0	173.0	
161.0	230.0	70.00%	271.0	230.0	117.83%	328.0	230.0	

161.0	230.0	70.00%	271.0	230.0	117.83%	328.0	230.0
76.0	58.0	131.03%	50.0	58.0	86.21%	74.0	58.0
76.0	58.0	131.03%	50.0	58.0	86.21%	74.0	58.0
246.0	230.0	106.96%	232.0	230.0	100.87%	139.0	230.0
246.0	230.0	106.96%	232.0	230.0	100.87%	139.0	230.0
-	-	-	-	-	-	-	-
242.0	230.0	105.22%	165.0	230.0	71.74%	95.0	230.0
242.0	230.0	105.22%	165.0	230.0	71.74%	95.0	230.0
-	-	-	-	-	-	0.0	0.0
476.0	460.0	103.48%	476.0	460.0	103.48%	590.0	460.0
476.0	460.0	103.48%	476.0	460.0	103.48%	590.0	460.0
243.0	173.0	140.46%	217.0	173.0	125.43%	214.0	173.0
243.0	173.0	140.46%	217.0	173.0	125.43%	214.0	173.0
143.0	115.0	124.35%	119.0	115.0	103.48%	34.0	115.0
143.0	115.0	124.35%	119.0	115.0	103.48%	34.0	115.0
80.0	58.0	137.93%	52.0	58.0	89.66%	69.0	58.0
80.0	58.0	137.93%	52.0	58.0	89.66%	69.0	58.0
136.0	115.0	118.26%	111.0	115.0	96.52%	187.0	115.0
136.0	115.0	118.26%	111.0	115.0	96.52%	187.0	115.0
108.0	115.0	93.91%	156.0	115.0	135.65%	163.0	115.0
108.0	115.0	93.91%	156.0	115.0	135.65%	163.0	115.0

	5.0			5.0			5.0
	3.0			3.0			3.0
	12.0			12.0			12.0
2,656.0	4,160.0	63.85%	2,955.0	4,160.0	71.03%	0.0	4,160.0
3,743.0			3,599.0			-	-
1,943.0	1,996.0	97.34%	1,683.0	1,996.0	84.32%	1,846.0	1,996.0
1,223.0	1,248.0	98.00%	822.0	1,248.0	65.87%	929.0	1,248.0
9,565.0	7,404.0	129.19%	9,059.0	7,404.0	122.35%	2,775.0	7,404.0
1,681.0	1,560.0	107.76%	1,481.0	1,560.0	94.94%	0.0	1,560.0
1,269.0			1,459.0			-	-
767.0	780.0	98.33%	561.0	780.0	71.92%	576.0	780.0
523.0	468.0	111.75%	476.0	468.0	101.71%	623.0	468.0
4,240.0	2,808.0	151.00%	3,977.0	2,808.0	141.63%	1,199.0	2,808.0
7,480.0	12,000.0	62.33%	7,814.0	12,000.0	65.12%	0.0	12,000.0
6,026.0			6,703.0			-	-
4,551.0	5,000.0	91.02%	3,893.0	5,000.0	77.86%	3,834.0	5,000.0
2,699.0	3,000.0	89.97%	2,519.0	3,000.0	83.97%	2,959.0	3,000.0
20,756.0	20,000.0	103.78%	20,929.0	20,000.0	104.65%	6,793.0	20,000.0
-	-	-	-	-	-	-	-
378.0			279.0			-	-
417.0	384.0	108.59%	396.0	384.0	103.13%	480.0	384.0
						212.0	192.0
795.0	384.0	207.03%	675.0	384.0	175.78%	692.0	576.0
-	-	-	-	-	-	-	-
1,324.0			1,290.0			-	-
1,113.0	1,344.0	82.81%	1,320.0	1,344.0	98.21%	1,488.0	1,344.0
						674.0	672.0
2,437.0	1,344.0	181.32%	2,610.0	1,344.0	194.20%	2,162.0	2,016.0
0.0			0.0			0.0	
0.0						-	-
426.0	421.0	101.19%	334.0	421.0	79.33%	387.0	421.0
426.0	421.0	101.19%	334.0	421.0	79.33%	387.0	421.0

0.0			0.0			0.0		
0.0						-		-
187.0	263.0	71.10%	190.0	263.0	72.24%	212.0		263.0
187.0	263.0	71.10%	190.0	263.0	72.24%	212.0		263.0
0.0			0.0			0.0		
0.0						-		-
209.0	263.0	79.47%	134.0	263.0	50.95%	141.0		263.0
209.0	263.0	79.47%	134.0	263.0	50.95%	141.0		263.0
95.0	250.0	38.00%	0.0	250.0	0.00%	0.0		250.0
236.0	300.0	78.67%	267.0	300.0	89.00%	286.0		300.0
331.0	550.0	60.18%	267.0	550.0	48.55%	286.0		550.0
0.0	576.0	0.00%	0.0	576.0	0.00%	0.0		576.0
						157.0		96.0
0.0	576.0	0.00%	0.0	576.0	0.00%	157.0		672.0
0.0	2,016.0	0.00%	0.0	2,016.0	0.00%	0.0		2,016.0
						474.0		336.0
0.0	2,016.0	0.00%	0.0	2,016.0	0.00%	474.0		2,352.0
87.0	70.0	124.29%	85.0	70.0	121.43%	87.0		70.0
127.0	140.0	90.71%	127.0	140.0	90.71%	131.0		140.0
214.0	210.0	101.90%	212.0	210.0	100.95%	218.0		210.0
138.0	115.0	120.00%	115.0	115.0	100.00%	149.0		115.0
115.0	115.0	100.00%	100.0	115.0	86.96%	111.0		115.0
253.0	230.0	110.00%	215.0	230.0	93.48%	260.0		230.0
464.0	310.0	149.68%	505.0	310.0	162.90%	476.0		310.0
467.0	310.0	150.65%	403.0	310.0	130.00%	495.0		310.0
931.0	620.0	150.16%	908.0	620.0	146.45%	971.0		620.0
333.0	275.0	121.09%	308.0	275.0	112.00%	367.0		275.0
333.0	275.0	121.09%	308.0	275.0	112.00%	367.0		275.0

1,019.0	550.0	185.27%	883.0	550.0	160.55%	1,152.0	550.0
1,019.0	550.0	185.27%	883.0	550.0	160.55%	1,152.0	550.0

OUT %	NOV Realizado	NOV Previsto	NOV %	DEZ Realizado	DEZ Previsto	DEZ %	TOTAL Realizado
75.58%	2,627.0	4,160.0	63.15%	2,801.0	4,160.0	67.33%	17,918.0
87.93%	1,706.0	2,080.0	82.02%	1,660.0	2,080.0	79.81%	20,478.0
81.65%	993.0	1,580.0	62.85%	723.0	1,580.0	45.76%	12,199.0
95.95%	3,469.0	4,492.0	77.23%	3,872.0	4,492.0	86.20%	24,216.0
84.68%	1,259.0	1,664.0	75.66%	1,205.0	1,664.0	72.42%	15,946.0
89.39%	1,725.0	2,328.0	74.10%	1,715.0	2,328.0	73.67%	24,271.0
102.92%	2,259.0	2,496.0	90.50%	1,876.0	2,496.0	75.16%	25,008.0
100.19%	1,612.0	2,080.0	77.50%	1,683.0	2,080.0	80.91%	22,094.0
89.94%	1,638.0	2,496.0	65.63%	1,611.0	2,496.0	64.54%	11,373.0
103.73%	1,297.0	1,580.0	82.09%	1,085.0	1,580.0	68.67%	16,690.0
81.13%	1,320.0	1,664.0	79.33%	1,370.0	1,664.0	82.33%	12,835.0
81.21%	1,331.0	1,996.0	66.68%	1,430.0	1,996.0	71.64%	17,068.0
97.16%	1,837.0	2,328.0	78.91%	2,073.0	2,328.0	89.05%	23,663.0
96.89%	1,495.0	1,996.0	74.90%	1,612.0	1,996.0	80.76%	20,129.0
60.55%	1,565.0	2,492.0	62.80%	1,579.0	2,492.0	63.36%	23,143.0
99.30%	2,020.0	2,412.0	83.75%	2,141.0	2,412.0	88.76%	22,722.0
106.22%	2,404.0	2,912.0	82.55%	1,980.0	2,912.0	67.99%	28,254.0
90.83%	2,562.0	2,912.0	87.98%	2,320.0	2,912.0	79.67%	25,842.0
70.91%	861.0	1,248.0	68.99%	796.0	1,248.0	63.78%	12,476.0
-	2,283.0	2,496.0	91.47%	2,095.0	2,496.0	83.93%	4,378.0
-	-	-	-	-	-	-	-
89.71%	36,263.0	47,412.0	76.48%	35,627.0	47,412.0	75.14%	380,703.0
108.01%	1,211.0	1,560.0	77.63%	1,306.0	1,560.0	83.72%	8,720.0
92.56%	602.0	780.0	77.18%	750.0	780.0	96.15%	7,817.0
100.64%	484.0	624.0	77.56%	380.0	624.0	60.90%	6,754.0
104.68%	1,604.0	1,560.0	102.82%	1,517.0	1,560.0	97.24%	9,009.0
128.53%	611.0	624.0	97.92%	558.0	624.0	89.42%	8,212.0
97.01%	724.0	936.0	77.35%	777.0	936.0	83.01%	10,166.0
89.32%	679.0	936.0	72.54%	718.0	936.0	76.71%	10,389.0
103.72%	683.0	780.0	87.56%	739.0	780.0	94.74%	8,983.0
86.86%	634.0	936.0	67.74%	569.0	936.0	60.79%	2,736.0
87.98%	443.0	624.0	70.99%	422.0	624.0	67.63%	6,655.0
112.34%	557.0	624.0	89.26%	562.0	624.0	90.06%	7,145.0
115.90%	756.0	780.0	96.92%	603.0	780.0	77.31%	9,201.0
108.44%	648.0	936.0	69.23%	692.0	936.0	73.93%	9,826.0
102.18%	602.0	780.0	77.18%	654.0	780.0	83.85%	9,676.0
81.14%	678.0	1,092.0	62.09%	815.0	1,092.0	74.63%	11,328.0
113.78%	868.0	936.0	92.74%	762.0	936.0	81.41%	10,511.0
115.75%	1,111.0	1,092.0	101.74%	907.0	1,092.0	83.06%	12,878.0

103.48%	847.0	1,092.0	77.56%	943.0	1,092.0	86.36%	12,258.0
124.36%	468.0	468.0	100.00%	348.0	468.0	74.36%	5,557.0
	967.0	936.0	103.31%	1,192.0	936.0	127.35%	2,159.0
-	-	-	-	-	-	-	-
103.32%	15,177.0	18,096.0	83.87%	15,214.0	18,096.0	84.07%	169,980.0

77.07%	8,468.0	12,000.0	70.57%	9,767.0	12,000.0	81.39%	56,592.0
94.00%	4,240.0	5,000.0	84.80%	4,228.0	5,000.0	84.56%	53,731.0
95.94%	4,427.0	4,800.0	92.23%	4,561.0	4,800.0	95.02%	55,339.0
62.83%	8,509.0	12,000.0	70.91%	10,620.0	12,000.0	88.50%	51,217.0
90.78%	3,191.0	4,000.0	79.78%	3,663.0	4,000.0	91.58%	43,807.0
95.27%	5,288.0	6,000.0	88.13%	5,175.0	6,000.0	86.25%	65,994.0
96.98%	5,219.0	6,000.0	86.98%	5,384.0	6,000.0	89.73%	69,053.0
101.61%	5,465.0	5,400.0	101.20%	5,572.0	5,400.0	103.19%	66,269.0
62.62%	4,320.0	6,000.0	72.00%	4,551.0	6,000.0	75.85%	15,467.0
98.90%	3,980.0	4,000.0	99.50%	3,830.0	4,000.0	95.75%	50,352.0
100.16%	3,885.0	4,400.0	88.30%	3,553.0	4,400.0	80.75%	48,052.0
96.08%	4,699.0	5,000.0	93.98%	4,799.0	5,000.0	95.98%	58,048.0
97.23%	5,873.0	6,000.0	97.88%	5,480.0	6,000.0	91.33%	67,992.0
92.24%	4,156.0	5,000.0	83.12%	4,156.0	5,000.0	83.12%	55,646.0
97.13%	6,399.0	7,000.0	91.41%	5,802.0	7,000.0	82.89%	78,582.0
97.23%	5,670.0	6,000.0	94.50%	5,754.0	6,000.0	95.90%	70,497.0
97.53%	5,929.0	7,200.0	82.35%	6,045.0	7,200.0	83.96%	81,989.0
90.57%	6,315.0	7,000.0	90.21%	6,382.0	7,000.0	91.17%	75,447.0
71.70%	1,811.0	3,000.0	60.37%	2,119.0	3,000.0	70.63%	30,861.0
	6,004.0	6,000.0	100.07%	6,245.0	6,000.0	104.08%	12,249.0
-	-	-	-	-	-	-	-
88.31%	103,848.0	121,800.0	85.26%	107,686.0	121,800.0	88.41%	1,107,184.0

		10.0			10.0		
		5.0			5.0		
		4.0			4.0		
		10.0			10.0		
		4.0			4.0		
		6.0			6.0		
		6.0			6.0		
		5.0			5.0		
		6.0			6.0		
		4.0			4.0		
		4.0			4.0		
		5.0			5.0		
		6.0			6.0		
		5.0			5.0		

	7.0	7.0
	6.0	6.0
	7.0	7.0
	7.0	7.0
	3.0	3.0
	6.0	6.0
	116.0	116.0

113.72%	470.0	576.0	81.60%	537.0	576.0	93.23%	2,987.0
107.35%	348.0	408.0	85.29%	257.0	408.0	62.99%	4,457.0
53.39%	217.0	384.0	56.51%	224.0	384.0	58.33%	2,684.0
103.43%	426.0	408.0	104.41%	517.0	408.0	126.72%	3,398.0
85.24%	442.0	576.0	76.74%	437.0	576.0	75.87%	5,839.0
93.23%	377.0	384.0	98.18%	436.0	384.0	113.54%	5,774.0
105.56%	233.0	576.0	40.45%	372.0	576.0	64.58%	6,229.0
128.19%	388.0	408.0	95.10%	388.0	408.0	95.10%	1,816.0
72.14%	316.0	384.0	82.29%	228.0	384.0	59.38%	3,745.0
100.00%	362.0	384.0	94.27%	327.0	384.0	85.16%	4,403.0
77.26%	674.0	576.0	117.01%	673.0	576.0	116.84%	7,232.0
80.33%	425.0	600.0	70.83%	386.0	600.0	64.33%	5,616.0
104.17%	336.0	384.0	87.50%	264.0	384.0	68.75%	3,745.0
94.27%	361.0	384.0	94.01%	390.0	384.0	101.56%	1,113.0
87.15%	409.0	576.0	71.01%	506.0	576.0	87.85%	6,456.0
	0.0	768.0	0.00%	0.0	768.0	0.00%	0.0
-	-	-	-	-	-	-	-
93.49%	5,784.0	7,776.0	74.38%	5,942.0	7,776.0	76.41%	65,494.0

87.45%	1,843.0	2,016.0	91.42%	1,942.0	2,016.0	96.33%	10,591.0
94.75%	1,175.0	1,428.0	82.28%	785.0	1,428.0	54.97%	14,541.0
34.23%	517.0	1,344.0	38.47%	903.0	1,344.0	67.19%	7,887.0
98.74%	1,485.0	1,428.0	103.99%	1,760.0	1,428.0	123.25%	10,825.0
56.55%	893.0	2,016.0	44.30%	1,400.0	2,016.0	69.44%	17,355.0
66.52%	1,177.0	1,344.0	87.57%	1,373.0	1,344.0	102.16%	17,608.0
93.45%	471.0	2,016.0	23.36%	1,208.0	2,016.0	59.92%	20,582.0
93.28%	1,096.0	1,428.0	76.75%	1,008.0	1,428.0	70.59%	4,909.0
68.53%	804.0	1,344.0	59.82%	670.0	1,344.0	49.85%	12,838.0
97.32%	1,210.0	1,344.0	90.03%	1,119.0	1,344.0	83.26%	15,589.0
56.40%	2,109.0	2,016.0	104.61%	2,383.0	2,016.0	118.20%	23,546.0
78.14%	1,727.0	2,100.0	82.24%	1,343.0	2,100.0	63.95%	19,979.0
90.85%	1,026.0	1,344.0	76.34%	601.0	1,344.0	44.72%	12,585.0
70.46%	1,051.0	1,344.0	78.20%	1,662.0	1,344.0	123.66%	3,660.0
73.26%	1,406.0	2,016.0	69.74%	1,817.0	2,016.0	90.13%	21,093.0
	0.0	2,688.0	0.00%	0.0	2,688.0	0.00%	0.0

-	-	-	-	-	-	-	-
77.01%	17,990.0	27,216.0	66.10%	19,974.0	27,216.0	73.39%	213,588.0
224.55%	449.0	220.0	204.09%	464.0	220.0	210.91%	469.5
224.55%	449.0	220.0	204.09%	464.0	220.0	210.91%	469.5
	296.0	190.0	155.79%	306.0	190.0	161.05%	100.3
	296.0	190.0	155.79%	306.0	190.0	161.05%	100.3
95.00%	118.0	120.0	98.33%	117.0	120.0	97.50%	115.5
95.00%	118.0	120.0	98.33%	117.0	120.0	97.50%	115.5
-	-	-	-	-	-	-	-
19.94%	59.0	316.0	18.67%	47.0	316.0	14.87%	1,648.0
179.87%	1,341.0	785.0	170.83%	1,413.0	785.0	180.00%	4,166.0
57.22%	1,551.0	3,160.0	49.08%	1,775.0	3,160.0	56.17%	5,134.0
101.61%	1,753.0	2,355.0	74.44%	2,139.0	2,355.0	90.83%	6,285.0
85.79%	4,704.0	6,616.0	71.10%	5,374.0	6,616.0	81.23%	17,233.0
-	-	-	-	-	-	-	-
0.00%	0.0	474.0	0.00%	0.0	474.0	0.00%	952.0
56.53%	555.0	628.0	88.38%	574.0	628.0	91.40%	1,484.0
68.86%	431.0	790.0	54.56%	413.0	790.0	52.28%	1,388.0
89.97%	503.0	628.0	80.10%	549.0	628.0	87.42%	1,617.0
58.10%	1,489.0	2,520.0	59.09%	1,536.0	2,520.0	60.95%	5,441.0
-	-	-	-	-	-	-	-
0.00%	0.0	526.0	0.00%	0.0	526.0	0.00%	1,201.0
90.61%	370.0	628.0	58.92%	324.0	628.0	51.59%	1,263.0
60.13%	801.0	1,580.0	50.70%	731.0	1,580.0	46.27%	2,482.0
37.15%	237.0	942.0	25.16%	230.0	942.0	24.42%	817.0
50.84%	1,408.0	3,676.0	38.30%	1,285.0	3,676.0	34.96%	5,763.0
0.00%	0.0	75.0	0.00%	0.0	75.0	0.00%	227.0

0.00%	0.0	75.0	0.00%	0.0	75.0	0.00%	227.0
3.80%	45.0	4,000.0	1.13%	568.0	4,000.0	14.20%	765.0
0.00%	0.0	4,000.0	0.00%	0.0	4,000.0	0.00%	0.0
1.90%	45.0	8,000.0	0.56%	568.0	8,000.0	7.10%	765.0
151.28%	50.0	156.0	32.05%	127.0	156.0	81.41%	413.0
151.28%	50.0	156.0	32.05%	127.0	156.0	81.41%	413.0
-	-	-	-	-	-	-	-
0.00%	0.0	324.0	0.00%	0.0	324.0	0.00%	1,813.0
94.79%	456.0	576.0	79.17%	577.0	576.0	100.17%	1,579.0
113.19%	297.0	288.0	103.13%	326.0	288.0	113.19%	949.0
73.40%	753.0	1,188.0	63.38%	903.0	1,188.0	76.01%	4,341.0
-	-	-	-	-	-	-	-
0.00%	0.0	1,134.0	0.00%	0.0	1,134.0	0.00%	5,518.0
85.32%	1,776.0	2,016.0	88.10%	2,013.0	2,016.0	99.85%	5,509.0
130.56%	1,073.0	1,008.0	106.45%	1,057.0	1,008.0	104.86%	3,446.0
73.02%	2,849.0	4,158.0	68.52%	3,070.0	4,158.0	73.83%	14,473.0
94.00%	185.0	200.0	92.50%	189.0	200.0	94.50%	2,126.0
94.00%	185.0	200.0	92.50%	189.0	200.0	94.50%	2,126.0
103.00%	104.0	100.0	104.00%	115.0	100.0	115.00%	1,799.0
103.00%	104.0	100.0	104.00%	115.0	100.0	115.00%	1,799.0
100.33%	227.0	300.0	75.67%	302.0	300.0	100.67%	1,739.0
100.33%	227.0	300.0	75.67%	302.0	300.0	100.67%	1,739.0
	1,065.0			1,007.0			13,634.0
	1,065.0			1,007.0			13,634.0

98.00%	158.0	200.0	79.00%	191.0	200.0	95.50%	854.0
98.00%	158.0	200.0	79.00%	191.0	200.0	95.50%	854.0
106.06%	11.0	33.0	33.33%	10.0	33.0	30.30%	319.0
106.06%	11.0	33.0	33.33%	10.0	33.0	30.30%	319.0
206.67%	16.0	15.0	106.67%	16.0	15.0	106.67%	255.0
206.67%	16.0	15.0	106.67%	16.0	15.0	106.67%	255.0
31.00%	39.0	100.0	39.00%	39.0	100.0	39.00%	497.0
31.00%	39.0	100.0	39.00%	39.0	100.0	39.00%	497.0
91.50%	339.0	400.0	84.75%	379.0	400.0	94.75%	5,812.0
91.50%	339.0	400.0	84.75%	379.0	400.0	94.75%	5,812.0
102.67%	159.0	150.0	106.00%	158.0	150.0	105.33%	2,356.0
102.67%	159.0	150.0	106.00%	158.0	150.0	105.33%	2,356.0
125.17%	750.0	600.0	125.00%	596.0	600.0	99.33%	1,346.0
125.17%	750.0	600.0	125.00%	596.0	600.0	99.33%	6,231.0
91.00%	382.0	200.0	191.00%	98.0	200.0	49.00%	1,694.0
91.00%	382.0	200.0	191.00%	98.0	200.0	49.00%	1,694.0
103.75%	91.0	80.0	113.75%	79.0	80.0	98.75%	1,009.0
103.75%	91.0	80.0	113.75%	79.0	80.0	98.75%	1,009.0
85.00%	20.0	20.0	100.00%	19.0	20.0	95.00%	431.0
85.00%	20.0	20.0	100.00%	19.0	20.0	95.00%	431.0
-	-	-	-	-	-	-	66.0
-	-	-	-	-	-	-	67.8
-	-	-	-	-	-	-	0.0
0.00%	71.0	60.0	118.33%	77.0	60.0	128.33%	18.5

-	-	-	-				
0.00%	71.0	60.0	118.33%	77.0	60.0	128.33%	152.3
196.13%	284.0	155.0	183.23%	270.0	155.0	174.19%	300.3
196.13%	284.0	155.0	183.23%	270.0	155.0	174.19%	300.3
	11,314.0			9,315.0			133,050.0
	11,314.0			9,315.0			133,050.0
	3,579.0			3,619.0			38,142.0
	3,579.0			3,619.0			38,142.0
	409.0			366.0			4,659.0
	409.0			366.0			4,659.0
	15,302.0			13,300.0			175,851.0
	15,302.0			13,300.0			175,851.0
114.57%	378.0	460.0	82.17%	373.0	460.0	81.09%	5,438.0
114.57%	378.0	460.0	82.17%	373.0	460.0	81.09%	5,438.0
160.34%	52.0	58.0	89.66%	59.0	58.0	101.72%	762.0
160.34%	52.0	58.0	89.66%	59.0	58.0	101.72%	762.0
151.30%	93.0	115.0	80.87%	111.0	115.0	96.52%	1,437.0
151.30%	93.0	115.0	80.87%	111.0	115.0	96.52%	1,437.0
91.33%	161.0	173.0	93.06%	224.0	173.0	129.48%	2,029.0
91.33%	161.0	173.0	93.06%	224.0	173.0	129.48%	2,029.0
142.61%	181.0	230.0	78.70%	184.0	230.0	80.00%	2,829.0

142.61%	181.0	230.0	78.70%	184.0	230.0	80.00%	2,829.0
127.59%	29.0	58.0	50.00%	36.0	58.0	62.07%	690.0
127.59%	29.0	58.0	50.00%	36.0	58.0	62.07%	690.0
60.43%	226.0	230.0	98.26%	242.0	230.0	105.22%	2,651.0
60.43%	226.0	230.0	98.26%	242.0	230.0	105.22%	2,651.0
-	-	-	-	-	-	-	
41.30%	213.0	230.0	92.61%	208.0	230.0	90.43%	2,411.0
41.30%	213.0	230.0	92.61%	208.0	230.0	90.43%	2,411.0
							0.0
							0.0
128.26%	350.0	460.0	76.09%	376.0	460.0	81.74%	4,953.0
128.26%	350.0	460.0	76.09%	376.0	460.0	81.74%	4,953.0
123.70%	219.0	173.0	126.59%	208.0	173.0	120.23%	2,527.0
123.70%	219.0	173.0	126.59%	208.0	173.0	120.23%	2,527.0
29.57%	84.0	115.0	73.04%	96.0	115.0	83.48%	1,308.0
29.57%	84.0	115.0	73.04%	96.0	115.0	83.48%	1,308.0
118.97%	25.0	58.0	43.10%	46.0	58.0	79.31%	664.0
118.97%	25.0	58.0	43.10%	46.0	58.0	79.31%	664.0
162.61%	103.0	115.0	89.57%	91.0	115.0	79.13%	1,461.0
162.61%	103.0	115.0	89.57%	91.0	115.0	79.13%	1,461.0
141.74%	143.0	115.0	124.35%	161.0	115.0	140.00%	1,650.0
141.74%	143.0	115.0	124.35%	161.0	115.0	140.00%	1,650.0

			5.0				5.0	
			3.0				3.0	
			8.0				8.0	
0.00%								20,147.0
-	-	-	-	-	-	-	-	26,959.0
92.48%	1,363.0	1,996.0	68.29%	1,361.0	1,996.0	68.19%		21,032.0
74.44%	599.0	1,248.0	48.00%	725.0	1,248.0	58.09%		11,512.0
37.48%	1,962.0	3,244.0	60.48%	2,086.0	3,244.0	64.30%		79,650.0
0.00%								10,275.0
-	-	-	-	-	-	-	-	10,105.0
73.85%	462.0	780.0	59.23%	530.0	780.0	67.95%		8,037.0
133.12%	408.0	468.0	87.18%	408.0	468.0	87.18%		4,973.0
42.70%	870.0	1,248.0	69.71%	938.0	1,248.0	75.16%		33,390.0
0.00%								65,894.0
-	-	-	-	-	-	-	-	55,555.0
76.68%	3,868.0	5,000.0	77.36%	3,654.0	5,000.0	73.08%		51,164.0
98.63%	2,939.0	3,000.0	97.97%	2,728.0	3,000.0	90.93%		32,722.0
33.97%	6,807.0	8,000.0	85.09%	6,382.0	8,000.0	79.78%		205,335.0
-	-	-	-	-	-	-	-	4,069.0
-	-	-	-	-	-	-	-	4,480.0
125.00%	273.0	384.0	71.09%	315.0	384.0	82.03%		4,480.0
110.42%	176.0	192.0	91.67%	202.0	192.0	105.21%		590.0
120.14%	449.0	576.0	77.95%	517.0	576.0	89.76%		9,139.0
-	-	-	-	-	-	-	-	12,720.0
-	-	-	-	-	-	-	-	15,035.0
110.71%	785.0	1,344.0	58.41%	1,095.0	1,344.0	81.47%		15,035.0
100.30%	637.0	672.0	94.79%	679.0	672.0	101.04%		1,990.0
107.24%	1,422.0	2,016.0	70.54%	1,774.0	2,016.0	88.00%		29,745.0
-	-	-	-	-	-	-	-	603.0
-	-	-	-	-	-	-	-	1,444.0
91.92%	366.0	421.0	86.94%	322.0	421.0	76.48%		3,566.0
91.92%	366.0	421.0	86.94%	322.0	421.0	76.48%		5,613.0

							0.0
-	-	-	-	-	-	-	817.0
80.61%	193.0	263.0	73.38%	72.0	263.0	27.38%	2,192.0
80.61%	193.0	263.0	73.38%	72.0	263.0	27.38%	3,009.0
							548.0
-	-	-	-	-	-	-	656.0
53.61%	157.0	263.0	59.70%	157.0	263.0	59.70%	2,104.0
53.61%	157.0	263.0	59.70%	157.0	263.0	59.70%	3,308.0
0.00%							1,009.0
95.33%	307.0	300.0	102.33%	291.0	300.0	97.00%	2,345.0
52.00%	307.0	300.0	102.33%	291.0	300.0	97.00%	3,354.0
0.00%							1,444.0
163.54%	108.0	96.0	112.50%	109.0	96.0	113.54%	374.0
23.36%	108.0	96.0	112.50%	109.0	96.0	113.54%	1,818.0
0.00%							5,509.0
141.07%	441.0	336.0	131.25%	356.0	336.0	105.95%	1,271.0
20.15%	441.0	336.0	131.25%	356.0	336.0	105.95%	6,780.0
124.29%	89.0	70.0	127.14%	88.0	70.0	125.71%	1,055.0
93.57%	133.0	140.0	95.00%	133.0	140.0	95.00%	1,519.0
103.81%	222.0	210.0	105.71%	221.0	210.0	105.24%	2,574.0
129.57%	120.0	115.0	104.35%	130.0	115.0	113.04%	132.3
96.52%	99.0	115.0	86.09%	114.0	115.0	99.13%	108.4
113.04%	219.0	230.0	95.22%	244.0	230.0	106.09%	240.8
153.55%	504.0	310.0	162.58%	575.0	310.0	185.48%	5,549.0
159.68%	500.0	310.0	161.29%	477.0	310.0	153.87%	5,267.0
156.61%	1,004.0	620.0	161.94%	1,052.0	620.0	169.68%	10,816.0
133.45%	372.0	275.0	135.27%	275.0	275.0	100.00%	322.6
133.45%	372.0	275.0	135.27%	275.0	275.0	100.00%	322.6

209.45%	1,100.0	550.0	200.00%	855.0	550.0	155.45%	13,847.0
209.45%	1,100.0	550.0	200.00%	855.0	550.0	155.45%	13,847.0

	TOTAL Previsto	TOTAL % Realiz/Prev
(Σ)	16,640.0	107.68%
(Σ)	24,960.0	82.04%
(Σ)	17,952.0	67.95%
(Σ)	29,780.0	81.32%
(Σ)	19,968.0	79.86%
(Σ)	27,936.0	86.88%
(Σ)	29,952.0	83.49%
(Σ)	24,960.0	88.52%
(Σ)	17,472.0	65.09%
(Σ)	18,960.0	88.03%
(Σ)	19,464.0	65.94%
(Σ)	23,448.0	72.79%
(Σ)	27,936.0	84.70%
(Σ)	23,952.0	84.04%
(Σ)	29,904.0	77.39%
(Σ)	28,440.0	79.89%
(Σ)	34,944.0	80.86%
(Σ)	34,944.0	73.95%
(Σ)	14,976.0	83.31%
(Σ)	4,992.0	87.70%
(Σ)		
(Σ)	471,580.0	80.73%
(Σ)	8,112.0	107.50%
(Σ)	9,360.0	83.51%
(Σ)	7,488.0	90.20%
(Σ)	10,920.0	82.50%
(Σ)	7,488.0	109.67%
(Σ)	11,232.0	90.51%
(Σ)	11,232.0	92.49%
(Σ)	9,360.0	95.97%
(Σ)	6,552.0	41.76%
(Σ)	7,488.0	88.88%
(Σ)	7,488.0	95.42%
(Σ)	9,360.0	98.30%
(Σ)	11,232.0	87.48%
(Σ)	9,360.0	103.38%
(Σ)	13,104.0	86.45%
(Σ)	11,232.0	93.58%
(Σ)	13,104.0	98.28%

(Σ)	13,104.0	93.54%
(Σ)	5,616.0	98.95%
(Σ)	1,872.0	115.33%
(Σ)		

(Σ)	184,704.0	92.03%
------------	------------------	---------------

(Σ)	72,000.0	78.60%
(Σ)	60,000.0	89.55%
(Σ)	57,600.0	96.07%
(Σ)	84,000.0	60.97%
(Σ)	48,000.0	91.26%
(Σ)	72,000.0	91.66%
(Σ)	72,000.0	95.91%
(Σ)	64,800.0	102.27%
(Σ)	42,000.0	36.83%
(Σ)	48,000.0	104.90%
(Σ)	52,800.0	91.01%
(Σ)	60,000.0	96.75%
(Σ)	72,000.0	94.43%
(Σ)	60,000.0	92.74%
(Σ)	84,000.0	93.55%
(Σ)	72,000.0	97.91%
(Σ)	86,400.0	94.89%
(Σ)	84,000.0	89.82%
(Σ)	36,000.0	85.73%
(Σ)	12,000.0	102.08%
(Σ)		

(Σ)	1,239,600.0	89.32%
------------	--------------------	---------------

(m)	7.0	
(m)	5.0	
(m)	4.0	
(m)	7.0	
(m)	4.0	
(m)	6.0	
(m)	6.0	
(m)	5.0	
(m)	4.2	
(m)	4.0	
(m)	4.0	
(m)	5.0	
(m)	6.0	
(m)	5.0	

(m)	7.0
(m)	6.0
(m)	7.0
(m)	7.0
(m)	3.0
(m)	2.0
(m)	104.2

(Σ)	2,304.0	129.64%
(Σ)	4,896.0	91.03%
(Σ)	4,608.0	58.25%
(Σ)	2,856.0	118.98%
(Σ)	6,912.0	84.48%
(Σ)	4,608.0	125.30%
(Σ)	6,912.0	90.12%
(Σ)	2,856.0	63.59%
(Σ)	4,608.0	81.27%
(Σ)	4,608.0	95.55%
(Σ)	6,912.0	104.63%
(Σ)	7,200.0	78.00%
(Σ)	4,608.0	81.27%
(Σ)	1,152.0	96.61%
(Σ)	6,912.0	93.40%
(Σ)	1,536.0	0.00%
(Σ)		
(Σ)	73,488.0	89.12%

(Σ)	8,064.0	131.34%
(Σ)	17,136.0	84.86%
(Σ)	16,128.0	48.90%
(Σ)	9,996.0	108.29%
(Σ)	24,192.0	71.74%
(Σ)	16,128.0	109.18%
(Σ)	24,192.0	85.08%
(Σ)	9,996.0	49.11%
(Σ)	16,128.0	79.60%
(Σ)	16,128.0	96.66%
(Σ)	24,192.0	97.33%
(Σ)	25,200.0	79.28%
(Σ)	16,128.0	78.03%
(Σ)	4,032.0	90.77%
(Σ)	24,192.0	87.19%
(Σ)	5,376.0	0.00%

(Σ)		
(Σ)	257,208.0	83.04%
(m)	220.0	213.41%
(m)	220.0	213.41%
(m)	63.3	158.42%
(m)	63.3	158.42%
(m)	120.0	96.25%
(m)	120.0	96.25%
(Σ)		
(Σ)	3,792.0	43.46%
(Σ)	5,515.0	75.54%
(Σ)	9,480.0	54.16%
(Σ)	16,545.0	37.99%
(Σ)		
(Σ)	35,332.0	48.77%
(Σ)		
(Σ)	5,688.0	16.74%
(Σ)	4,412.0	33.64%
(Σ)	2,370.0	58.57%
(Σ)	4,412.0	36.65%
(Σ)		
(Σ)	16,882.0	32.23%
(Σ)		
(Σ)	6,312.0	19.03%
(Σ)	4,412.0	28.63%
(Σ)	4,740.0	52.36%
(Σ)	6,618.0	12.35%
(Σ)		
(Σ)	22,082.0	26.10%
(Σ)	900.0	25.22%
(Σ)		

(Σ)	900.0	25.22%
(NA)	12,000.0	6.38%
(NA)	28,000.0	0.00%
(NA)		
(NA)	40,000.0	1.91%
(NA)	468.0	88.25%
(NA)	468.0	88.25%
(Σ)		
(Σ)	3,888.0	46.63%
(Σ)	4,032.0	39.16%
(Σ)	2,016.0	47.07%
(Σ)		
(Σ)	9,936.0	43.69%
(Σ)		
(Σ)	13,608.0	40.55%
(Σ)	14,112.0	39.04%
(Σ)	7,056.0	48.84%
(Σ)		
(Σ)	34,776.0	41.62%
(Σ)	2,160.0	98.43%
(Σ)	2,160.0	98.43%
(Σ)	1,752.0	102.68%
(Σ)	1,752.0	102.68%
(Σ)	2,220.0	78.33%
(Σ)	2,220.0	78.33%
(Σ)		
(Σ)		

(Σ)	1,320.0	64.70%
(Σ)	1,320.0	64.70%
(Σ)	342.0	93.27%
(Σ)	342.0	93.27%
(Σ)	234.0	108.97%
(Σ)	234.0	108.97%
(Σ)	720.0	69.03%
(Σ)	720.0	69.03%
(Σ)	6,120.0	94.97%
(Σ)	6,120.0	94.97%
(Σ)	2,340.0	100.68%
(Σ)	2,340.0	100.68%
(Σ)	1,200.0	112.17%
(Σ)	6,000.0	103.85%
(Σ)	7,200.0	105.24%
(Σ)	1,620.0	104.57%
(Σ)	1,620.0	104.57%
(Σ)	960.0	105.10%
(Σ)	960.0	105.10%
(Σ)	420.0	102.62%
(Σ)	420.0	102.62%
(m)	60.0	110.00%
(m)	60.0	112.96%
(m)		
(m)	22.5	82.22%

(m)		
(m)	142.5	106.86%
(m)	155.0	193.71%
(m)	155.0	193.71%
(Σ)		
(Σ)		
(Σ)		
(Σ)		
(Σ)		
(Σ)		
(Σ)		
(Σ)		
(NA)		
(NA)		
(Σ)	5,520.0	98.51%
(Σ)	5,520.0	98.51%
(Σ)	696.0	109.48%
(Σ)	696.0	109.48%
(Σ)	1,380.0	104.13%
(Σ)	1,380.0	104.13%
(Σ)	2,076.0	97.74%
(Σ)	2,076.0	97.74%
(Σ)	2,760.0	102.50%

(Σ)	2,760.0	102.50%
(Σ)	696.0	99.14%
(Σ)	696.0	99.14%
(Σ)	2,760.0	96.05%
(Σ)	2,760.0	96.05%
(Σ)		
(Σ)		
(Σ)	2,760.0	87.36%
(Σ)	2,760.0	87.36%
(Σ)	690.0	0.00%
(Σ)	690.0	0.00%
(Σ)	5,520.0	89.73%
(Σ)	5,520.0	89.73%
(Σ)	2,076.0	121.72%
(Σ)	2,076.0	121.72%
(Σ)	1,380.0	94.78%
(Σ)	1,380.0	94.78%
(Σ)	696.0	95.40%
(Σ)	696.0	95.40%
(Σ)	1,380.0	105.87%
(Σ)	1,380.0	105.87%
(Σ)	1,380.0	119.57%
(Σ)	1,380.0	119.57%

(Σ)	3,108.0	96.04%
(Σ)	3,108.0	96.04%
(Σ)		
(Σ)		
(NA)	840.0	261.43%
(NA)	840.0	261.43%
(m)		
(m)		
(NA)		
(NA)		
(m)	9.2	35.45%
(m)	8.0	95.83%
(m)	8.0	100.00%
(m)	9.2	38.18%
(m)	34.3	65.29%
(NA)		
(NA)		
(NA)		
(NA)		
(NA)		
(m)		
(m)		
(m)		
(m)		
(m)		
(m)	3.3	
(m)	6.0	

(m)	5.0	
(m)	3.0	
(m)	17.3	
(Σ)	26,624.0	75.67%
(Σ)	4,656.0	579.02%
(Σ)	23,952.0	87.81%
(Σ)	14,976.0	76.87%
(Σ)	70,208.0	113.45%
(Σ)	9,984.0	102.91%
(Σ)	1,872.0	539.80%
(Σ)	9,360.0	85.87%
(Σ)	5,616.0	88.55%
(Σ)	26,832.0	124.44%
(Σ)	96,000.0	68.64%
(Σ)	13,200.0	420.87%
(Σ)	60,000.0	85.27%
(Σ)	36,000.0	90.89%
(Σ)	205,200.0	100.07%
(Σ)		
(Σ)	816.0	498.65%
(Σ)	4,608.0	97.22%
(Σ)	576.0	102.43%
(Σ)	6,000.0	152.32%
(NA)		
(NA)	2,856.0	445.38%
(NA)	16,128.0	93.22%
(NA)	2,016.0	98.71%
(NA)	21,000.0	141.64%
(Σ)	1,578.0	38.21%
(Σ)	1,264.0	114.24%
(Σ)	5,052.0	70.59%
(Σ)	7,894.0	71.10%

(Σ)	1,578.0	0.00%
(Σ)	632.0	129.27%
(Σ)	3,156.0	69.46%
(Σ)	5,366.0	56.08%
(Σ)	1,896.0	28.90%
(Σ)	632.0	103.80%
(Σ)	3,156.0	66.67%
(Σ)	5,684.0	58.20%
(Σ)	1,900.0	53.11%
(Σ)	3,600.0	65.14%
(Σ)	5,500.0	60.98%
(Σ)	4,896.0	29.49%
(Σ)	288.0	129.86%
(Σ)	5,184.0	35.07%
(Σ)	16,848.0	32.70%
(Σ)	1,008.0	126.09%
(Σ)	17,856.0	37.97%
(Σ)	840.0	125.60%
(Σ)	1,680.0	90.42%
(Σ)	2,520.0	102.14%
(m)	115.0	115.07%
(m)	115.0	94.28%
(m)	230.0	104.67%
(NA)	3,720.0	149.17%
(NA)	3,720.0	141.59%
(NA)	7,440.0	145.38%
(m)	275.0	117.30%
(m)	275.0	117.30%

(NA)	6,600.0	209.80%
(NA)	6,600.0	209.80%