






Período: 2018
 Tipo de Contrato:
 Contrato: R011/2015 REDE ASSISTENCIAL DAS STS ITAQUERA / GUAIANASES / C.TIRAD
 Unidade:
 Serviço:
 Objetivo:
 Produção:
 Agrupamento: Serviço / Produção / Contrato / Unidade
 Meta Mínima: 85

| | De | Até | |
|----------------------|--------------------|-------|---|
| Acima do Contratado: | 100.01 | |  |
| Satisfatório: | 85 | 100 |  |
| Insatisfatório: | 70 | 84.99 |  |
| Crítico: | 50 | 69.99 |  |
| Alarmante: | 0 | 49.99 |  |
| Análises | Todos os registros | | |

Data da Última Atualização: 30/08/2019

Legenda:

" - " Produção Não Vigente / Não Exibida no Período

" * " Período Não Calculado

" (Σ) " Soma

" (m) " Média

" (NA) " Não Se Aplica

DENTES

| UNIDADE | JAN Realizado | JAN Previsto | JAN % | FEV Realizado | FEV Previsto |
|---|------------------|-----------------|---------------|------------------|-----------------|
| SERVIÇO: 0001-ESF - ESTRATÉGIA S | | | | | |
| CONTRATO: R011/2015-REDE ASSI | | | | | |
| UBS PROFETA JEREMIAS | 751.0 | 1,664.0 | 45.13% | 848.0 | 1,664.0 |
| UBS JARDIM SANTA MARIA | - | - | - | - | - |
| UBS PRIMEIRO DE OUTUBRO | 1,535.0 | 2,828.0 | 54.28% | 1,456.0 | 2,828.0 |
| UBS JARDIM COPA | 1,345.0 | 2,080.0 | 64.66% | 1,485.0 | 2,080.0 |
| UBS BARRO BRANCO | 668.0 | 1,580.0 | 42.28% | 663.0 | 1,580.0 |
| AMA/UBS INTEGRADA CIDADE LIDI | - | - | - | - | - |
| UBS DOM ANGELICO | 592.0 | 1,164.0 | 50.86% | 701.0 | 1,164.0 |
| UBS FERROVIÁRIOS | 1,284.0 | 1,248.0 | 102.88% | 1,024.0 | 1,248.0 |
| UBS GLEBA DO PÊSSEGO - VICENTE | 604.0 | 832.0 | 72.60% | 684.0 | 832.0 |
| UBS JARDIM FANGANIELLO | 1,505.0 | 2,080.0 | 72.36% | 1,798.0 | 2,080.0 |
| UBS JARDIM HELIAN | - | - | - | 400.0 | 1,248.0 |
| UBS JARDIM VITÓRIA | 748.0 | 664.0 | 112.65% | 647.0 | 664.0 |
| UBS SANTA LUZIA | 1,070.0 | 1,164.0 | 91.92% | 1,021.0 | 1,164.0 |
| UBS VILA COSMOPOLITA | 917.0 | 1,248.0 | 73.48% | 1,011.0 | 1,248.0 |
| UBS PREFEITO CELSO AUGUSTO DA | 2,040.0 | 2,412.0 | 84.58% | 1,682.0 | 2,412.0 |
| UBS SANTO ESTEVÃO - CARMOSINA | 1,133.0 | 1,664.0 | 68.09% | 1,008.0 | 1,664.0 |
| UBS JARDIM BANDEIRANTES | 811.0 | 832.0 | 97.48% | 639.0 | 832.0 |
| UBS GRÁFICOS | 999.0 | 1,248.0 | 80.05% | 648.0 | 1,248.0 |
| UBS INÁCIO MONTEIRO | 1,876.0 | 2,496.0 | 75.16% | 2,278.0 | 2,496.0 |
| UBS VILA RAMOS - DR. LUIZ AUGUS | 2,233.0 | 2,576.0 | 86.68% | 1,746.0 | 2,576.0 |
| UBS JARDIM NOSSA SENHORA DO C | - | - | - | - | - |
| UBS CARLOS GENTILE DE MELO | 1,326.0 | 2,828.0 | 46.89% | 1,301.0 | 2,828.0 |
| TOTAL | 21,437.0 | 30,608.0 | 70.04% | 21,040.0 | 31,856.0 |
| SERVIÇO: 0001-ESF - ESTRATÉGIA S | | | | | |
| CONTRATO: R011/2015-REDE ASSI | | | | | |
| UBS PROFETA JEREMIAS | 578.0 | 624.0 | 92.63% | 539.0 | 624.0 |
| UBS JARDIM SANTA MARIA | - | - | - | - | - |
| UBS PRIMEIRO DE OUTUBRO | 1,175.0 | 1,092.0 | 107.60% | 995.0 | 1,092.0 |
| UBS JARDIM COPA | 798.0 | 780.0 | 102.31% | 759.0 | 780.0 |
| UBS BARRO BRANCO | 649.0 | 624.0 | 104.01% | 602.0 | 624.0 |
| AMA/UBS INTEGRADA CIDADE LIDI | - | - | - | - | - |
| UBS DOM ANGELICO | 545.0 | 468.0 | 116.45% | 589.0 | 468.0 |
| UBS FERROVIÁRIOS | 528.0 | 468.0 | 112.82% | 482.0 | 468.0 |
| UBS GLEBA DO PÊSSEGO - VICENTE | 242.0 | 312.0 | 77.56% | 299.0 | 312.0 |
| UBS JARDIM FANGANIELLO | 830.0 | 780.0 | 106.41% | 830.0 | 780.0 |
| UBS JARDIM HELIAN | - | - | - | 170.0 | 468.0 |
| UBS JARDIM VITÓRIA | 394.0 | 312.0 | 126.28% | 373.0 | 312.0 |
| UBS SANTA LUZIA | 425.0 | 468.0 | 90.81% | 434.0 | 468.0 |
| UBS VILA COSMOPOLITA | 508.0 | 468.0 | 108.55% | 493.0 | 468.0 |
| UBS PREFEITO CELSO AUGUSTO DA | 913.0 | 936.0 | 97.54% | 702.0 | 936.0 |
| UBS SANTO ESTEVÃO - CARMOSINA | 460.0 | 624.0 | 73.72% | 470.0 | 624.0 |

| | | | | | |
|-------------------------------------|-----------------|-----------------|----------------|-----------------|-----------------|
| UBS JARDIM BANDEIRANTES | 352.0 | 312.0 | 112.82% | 338.0 | 312.0 |
| UBS GRÁFICOS | 465.0 | 468.0 | 99.36% | 435.0 | 468.0 |
| UBS INÁCIO MONTEIRO | 956.0 | 936.0 | 102.14% | 969.0 | 936.0 |
| UBS VILA RAMOS - DR. LUIZ AUGUSTO | 1,106.0 | 1,092.0 | 101.28% | 878.0 | 1,092.0 |
| UBS JARDIM NOSSA SENHORA DO SOCORRO | - | - | - | - | - |
| UBS CARLOS GENTILE DE MELO | 1,076.0 | 1,092.0 | 98.53% | 949.0 | 1,092.0 |
| TOTAL | 12,000.0 | 11,856.0 | 101.21% | 11,306.0 | 12,324.0 |

SERVIÇO: 0001-ESF - ESTRATÉGIA S

CONTRATO: R011/2015-REDE ASSI

| | | | | | |
|-------------------------------------|-----------------|-----------------|----------------|-----------------|-----------------|
| UBS PROFETA JEREMIAS | 3,499.0 | 4,000.0 | 87.48% | 3,998.0 | 4,000.0 |
| UBS JARDIM SANTA MARIA | 2,834.0 | | | 3,084.0 | |
| UBS PRIMEIRO DE OUTUBRO | 7,696.0 | 7,600.0 | 101.26% | 7,645.0 | 7,600.0 |
| UBS JARDIM COPA | 3,980.0 | 5,000.0 | 79.60% | 1,688.0 | 5,000.0 |
| UBS BARRO BRANCO | 4,123.0 | 4,200.0 | 98.17% | 3,949.0 | 4,200.0 |
| AMA/UBS INTEGRADA CIDADE LIDERA | - | - | - | - | - |
| UBS DOM ANGELICO | 4,027.0 | 3,600.0 | 111.86% | 3,601.0 | 3,600.0 |
| UBS FERROVIÁRIOS | 3,463.0 | 3,000.0 | 115.43% | 2,728.0 | 3,000.0 |
| UBS GLEBA DO PÊSSEGO - VICENTE | 2,846.0 | 2,000.0 | 142.30% | 1,854.0 | 2,000.0 |
| UBS JARDIM FANGANIELLO | 5,130.0 | 5,400.0 | 95.00% | 5,431.0 | 5,400.0 |
| UBS JARDIM HELIAN | - | - | - | 1,106.0 | 3,600.0 |
| UBS JARDIM VITÓRIA | 2,236.0 | 2,600.0 | 86.00% | 2,451.0 | 2,600.0 |
| UBS SANTA LUZIA | 3,185.0 | 3,200.0 | 99.53% | 3,142.0 | 3,200.0 |
| UBS VILA COSMOPOLITA | 2,595.0 | 3,000.0 | 86.50% | 2,808.0 | 3,000.0 |
| UBS PREFEITO CELSO AUGUSTO DA SILVA | 8,521.0 | 6,800.0 | 125.31% | 7,234.0 | 6,800.0 |
| UBS SANTO ESTEVÃO - CARMOSINA | 5,142.0 | 4,000.0 | 128.55% | 3,851.0 | 4,000.0 |
| UBS JARDIM BANDEIRANTES | 1,823.0 | 2,200.0 | 82.86% | 1,913.0 | 2,200.0 |
| UBS GRÁFICOS | 2,664.0 | 3,000.0 | 88.80% | 2,374.0 | 3,000.0 |
| UBS INÁCIO MONTEIRO | 6,012.0 | 6,200.0 | 96.97% | 3,200.0 | 6,200.0 |
| UBS VILA RAMOS - DR. LUIZ AUGUSTO | 6,382.0 | 7,000.0 | 91.17% | 6,241.0 | 7,000.0 |
| UBS JARDIM NOSSA SENHORA DO SOCORRO | 2,263.0 | | | 1,790.0 | |
| UBS CARLOS GENTILE DE MELO | 9,380.0 | 8,400.0 | 111.67% | 8,736.0 | 8,400.0 |
| TOTAL | 87,801.0 | 81,200.0 | 108.13% | 78,824.0 | 84,800.0 |

SERVIÇO: 0001-ESF - ESTRATÉGIA S

CONTRATO: R011/2015-REDE ASSI

| | | | | | |
|---------------------------------|---|-----|---|---|-----|
| UBS PROFETA JEREMIAS | | 4.0 | | | 4.0 |
| UBS JARDIM SANTA MARIA | - | - | - | - | - |
| UBS PRIMEIRO DE OUTUBRO | | 7.0 | | | 7.0 |
| UBS JARDIM COPA | | 5.0 | | | 5.0 |
| UBS BARRO BRANCO | | 4.0 | | | 4.0 |
| AMA/UBS INTEGRADA CIDADE LIDERA | - | - | - | - | - |
| UBS DOM ANGELICO | | 3.0 | | | 3.0 |
| UBS FERROVIÁRIOS | | 3.0 | | | 3.0 |
| UBS GLEBA DO PÊSSEGO - VICENTE | | 2.0 | | | 2.0 |
| UBS JARDIM FANGANIELLO | | 5.0 | | | 5.0 |
| UBS JARDIM HELIAN | - | - | - | | 3.0 |

| | | | | | |
|-------------------------------------|---|-------------|---|---|-------------|
| UBS JARDIM VITÓRIA | | 2.0 | | | 2.0 |
| UBS SANTA LUZIA | | 3.0 | | | 3.0 |
| UBS VILA COSMOPOLITA | | 3.0 | | | 3.0 |
| UBS PREFEITO CELSO AUGUSTO DA | | 6.0 | | | 6.0 |
| UBS SANTO ESTEVÃO - CARMOSINA | | 4.0 | | | 4.0 |
| UBS JARDIM BANDEIRANTES | | 2.0 | | | 2.0 |
| UBS GRÁFICOS | | 3.0 | | | 3.0 |
| UBS INÁCIO MONTEIRO | | 6.0 | | | 6.0 |
| UBS VILA RAMOS - DR. LUIZ AUGUSTO | | 7.0 | | | 7.0 |
| UBS JARDIM NOSSA SENHORA DO SOCORRO | - | - | - | - | - |
| UBS CARLOS GENTILE DE MELO | | 7.0 | | | 7.0 |
| TOTAL | | 76.0 | | | 79.0 |

SERVIÇO: 0001-ESF - ESTRATÉGIA SAÚDE

CONTRATO: R011/2015-REDE ASSISTENCIAL

| | | | | | |
|-------------------------------------|----------------|----------------|---------------|----------------|----------------|
| UBS PROFETA JEREMIAS | 425.0 | 408.0 | 104.17% | 263.0 | 408.0 |
| UBS JARDIM SANTA MARIA | - | - | - | - | - |
| UBS PRIMEIRO DE OUTUBRO | 470.0 | 600.0 | 78.33% | 381.0 | 600.0 |
| UBS JARDIM COPA | 0.0 | 192.0 | 0.00% | 25.0 | 192.0 |
| UBS BARRO BRANCO | 310.0 | 384.0 | 80.73% | 242.0 | 384.0 |
| UBS AMA/UBS INTEGRADA CIDADE LIDERA | - | - | - | - | - |
| UBS DOM ANGELICO | 404.0 | 384.0 | 105.21% | 390.0 | 384.0 |
| UBS FERROVIÁRIOS | 203.0 | 192.0 | 105.73% | 209.0 | 192.0 |
| UBS GLEBA DO PÊSSEGO - VICENTE | - | - | - | - | - |
| UBS JARDIM FANGANIELLO | 534.0 | 600.0 | 89.00% | 551.0 | 600.0 |
| UBS JARDIM HELIAN | | | | 0.0 | 192.0 |
| UBS PREFEITO CELSO AUGUSTO DA | 441.0 | 408.0 | 108.09% | 426.0 | 408.0 |
| UBS GRÁFICOS | 368.0 | 384.0 | 95.83% | 258.0 | 384.0 |
| UBS INÁCIO MONTEIRO | 533.0 | 576.0 | 92.53% | 484.0 | 576.0 |
| UBS VILA RAMOS - DR. LUIZ AUGUSTO | 506.0 | 600.0 | 84.33% | 522.0 | 600.0 |
| UBS JARDIM NOSSA SENHORA DO SOCORRO | - | - | - | - | - |
| UBS CARLOS GENTILE DE MELO | 526.0 | 600.0 | 87.67% | 455.0 | 600.0 |
| TOTAL | 4,720.0 | 5,328.0 | 88.59% | 4,206.0 | 5,520.0 |

SERVIÇO: 0001-ESF - ESTRATÉGIA SAÚDE

CONTRATO: R011/2015-REDE ASSISTENCIAL

| | | | | | |
|-------------------------------------|---------|---------|---------|---------|---------|
| UBS PROFETA JEREMIAS | 1,522.0 | 1,428.0 | 106.58% | 842.0 | 1,428.0 |
| UBS JARDIM SANTA MARIA | - | - | - | - | - |
| UBS PRIMEIRO DE OUTUBRO | 1,879.0 | 2,100.0 | 89.48% | 1,513.0 | 2,100.0 |
| UBS JARDIM COPA | 0.0 | 672.0 | 0.00% | 94.0 | 672.0 |
| UBS BARRO BRANCO | 985.0 | 1,344.0 | 73.29% | 917.0 | 1,344.0 |
| UBS AMA/UBS INTEGRADA CIDADE LIDERA | | | | | |
| UBS DOM ANGELICO | 1,145.0 | 1,344.0 | 85.19% | 1,322.0 | 1,344.0 |
| UBS FERROVIÁRIOS | 758.0 | 672.0 | 112.80% | 639.0 | 672.0 |
| UBS GLEBA DO PÊSSEGO - VICENTE | - | - | - | - | - |
| UBS JARDIM FANGANIELLO | 1,812.0 | 2,100.0 | 86.29% | 2,134.0 | 2,100.0 |
| UBS JARDIM HELIAN | - | - | - | 0.0 | 672.0 |

| | | | | | |
|---------------------------------|-----------------|-----------------|---------------|-----------------|-----------------|
| UBS PREFEITO CELSO AUGUSTO DA | 1,642.0 | 1,428.0 | 114.99% | 1,328.0 | 1,428.0 |
| UBS GRÁFICOS | 1,232.0 | 1,344.0 | 91.67% | 699.0 | 1,344.0 |
| UBS INÁCIO MONTEIRO | 1,923.0 | 2,016.0 | 95.39% | 1,657.0 | 2,016.0 |
| UBS VILA RAMOS - DR. LUIZ AUGUS | 1,736.0 | 2,100.0 | 82.67% | 1,576.0 | 2,100.0 |
| UBS JARDIM NOSSA SENHORA DO | - | - | - | - | - |
| UBS CARLOS GENTILE DE MELO | 1,508.0 | 2,100.0 | 71.81% | 1,307.0 | 2,100.0 |
| TOTAL | 16,142.0 | 18,648.0 | 86.56% | 14,028.0 | 19,320.0 |

SERVIÇO: 0001-ESF - ESTRATÉGIA S

CONTRATO: R011/2015-REDE ASSI

| | | | | | |
|-------------------------------|--------------|--------------|----------------|--------------|--------------|
| UBS JARDIM SANTA MARIA | - | - | - | - | - |
| AMA/UBS INTEGRADA CIDADE LIDI | | | | | |
| UBS FERROVIÁRIOS | 114.0 | 96.0 | 118.75% | 95.0 | 96.0 |
| UBS INÁCIO MONTEIRO | 225.0 | 192.0 | 117.19% | 182.0 | 192.0 |
| TOTAL | 339.0 | 288.0 | 117.71% | 277.0 | 288.0 |

SERVIÇO: 0001-ESF - ESTRATÉGIA S

CONTRATO: R011/2015-REDE ASSI

| | | | | | |
|-------------------------------|----------------|----------------|----------------|----------------|----------------|
| UBS JARDIM SANTA MARIA | - | - | - | - | - |
| AMA/UBS INTEGRADA CIDADE LIDI | | | | | |
| UBS FERROVIÁRIOS | 425.0 | 336.0 | 126.49% | 331.0 | 336.0 |
| UBS INÁCIO MONTEIRO | 704.0 | 672.0 | 104.76% | 703.0 | 672.0 |
| TOTAL | 1,129.0 | 1,008.0 | 112.00% | 1,034.0 | 1,008.0 |

SERVIÇO: 0003-AMA - ESPECIALIDA/

CONTRATO: R011/2015-REDE ASSI

| | | | | | |
|-----------------------------|--------------|--------------|---------------|--------------|--------------|
| AMA ESPECIALIDADES ITAQUERA | 546.0 | 575.0 | 94.96% | 565.0 | 575.0 |
| TOTAL | 546.0 | 575.0 | 94.96% | 565.0 | 575.0 |

SERVIÇO: 0003-AMA - ESPECIALIDA/

CONTRATO: R011/2015-REDE ASSI

| | | | | | |
|-----------------------------|--------------|--------------|----------------|--------------|--------------|
| AMA ESPECIALIDADES ITAQUERA | 668.0 | 575.0 | 116.17% | 343.0 | 575.0 |
| TOTAL | 668.0 | 575.0 | 116.17% | 343.0 | 575.0 |

SERVIÇO: 0003-AMA - ESPECIALIDA/

CONTRATO: R011/2015-REDE ASSI

| | | | | | |
|-----------------------------|--------------|--------------|---------------|--------------|--------------|
| AMA ESPECIALIDADES ITAQUERA | 317.0 | 345.0 | 91.88% | 307.0 | 345.0 |
| TOTAL | 317.0 | 345.0 | 91.88% | 307.0 | 345.0 |

SERVIÇO: 0003-AMA - ESPECIALIDA/

CONTRATO: R011/2015-REDE ASSI

| | | | | | |
|-----------------------------|--------------|--------------|----------------|--------------|--------------|
| AMA ESPECIALIDADES ITAQUERA | 497.0 | 460.0 | 108.04% | 396.0 | 460.0 |
| TOTAL | 497.0 | 460.0 | 108.04% | 396.0 | 460.0 |

SERVIÇO: 0003-AMA - ESPECIALIDA/

CONTRATO: R011/2015-REDE ASSI

| | | | | | |
|-----------------------------|--------------|--------------|----------------|--------------|--------------|
| AMA ESPECIALIDADES ITAQUERA | 680.0 | 575.0 | 118.26% | 586.0 | 575.0 |
| TOTAL | 680.0 | 575.0 | 118.26% | 586.0 | 575.0 |

SERVIÇO: 0003-AMA - ESPECIALIDA/

CONTRATO: R011/2015-REDE ASSI

| | | | | | |
|-----------------------------|--------------|--------------|---------------|--------------|--------------|
| AMA ESPECIALIDADES ITAQUERA | 455.0 | 632.0 | 71.99% | 709.0 | 632.0 |
| TOTAL | 455.0 | 632.0 | 71.99% | 709.0 | 632.0 |

| | | | | | |
|--|--------------|--------------|----------------|--------------|--------------|
| SERVIÇO: 0003-AMA - ESPECIALID/ | | | | | |
| CONTRATO: R011/2015-REDE ASSI | | | | | |
| AMA ESPECIALIDADES ITAQUERA | 253.0 | 345.0 | 73.33% | 333.0 | 345.0 |
| TOTAL | 253.0 | 345.0 | 73.33% | 333.0 | 345.0 |
| SERVIÇO: 0003-AMA - ESPECIALID/ | | | | | |
| CONTRATO: R011/2015-REDE ASSI | | | | | |
| AMA ESPECIALIDADES ITAQUERA | 94.0 | 115.0 | 81.74% | 138.0 | 115.0 |
| TOTAL | 94.0 | 115.0 | 81.74% | 138.0 | 115.0 |
| SERVIÇO: 0003-AMA - ESPECIALID/ | | | | | |
| CONTRATO: R011/2015-REDE ASSI | | | | | |
| AMA ESPECIALIDADES ITAQUERA | 383.0 | 345.0 | 111.01% | 273.0 | 345.0 |
| TOTAL | 383.0 | 345.0 | 111.01% | 273.0 | 345.0 |
| SERVIÇO: 0003-AMA - ESPECIALID/ | | | | | |
| CONTRATO: R011/2015-REDE ASSI | | | | | |
| AMA ESPECIALIDADES ITAQUERA | | | | | |
| TOTAL | | | | | |
| SERVIÇO: 0004-AMBULATÓRIO DE | | | | | |
| CONTRATO: R011/2015-REDE ASSI | | | | | |
| AMB ESPEC JARDIM SÃO CARLOS | 50.0 | 230.0 | 21.74% | 230.0 | 230.0 |
| TOTAL | 50.0 | 230.0 | 21.74% | 230.0 | 230.0 |
| SERVIÇO: 0004-AMBULATÓRIO DE | | | | | |
| CONTRATO: R011/2015-REDE ASSI | | | | | |
| AMB ESPEC JARDIM SÃO CARLOS | 594.0 | 690.0 | 86.09% | 462.0 | 690.0 |
| TOTAL | 594.0 | 690.0 | 86.09% | 462.0 | 690.0 |
| SERVIÇO: 0004-AMBULATÓRIO DE | | | | | |
| CONTRATO: R011/2015-REDE ASSI | | | | | |
| AMB ESPEC JARDIM SÃO CARLOS | 242.0 | 230.0 | 105.22% | 261.0 | 230.0 |
| TOTAL | 242.0 | 230.0 | 105.22% | 261.0 | 230.0 |
| SERVIÇO: 0004-AMBULATÓRIO DE | | | | | |
| CONTRATO: R011/2015-REDE ASSI | | | | | |
| AMB ESPEC JARDIM SÃO CARLOS | 111.0 | 230.0 | 48.26% | 198.0 | 230.0 |
| TOTAL | 111.0 | 230.0 | 48.26% | 198.0 | 230.0 |
| SERVIÇO: 0004-AMBULATÓRIO DE | | | | | |
| CONTRATO: R011/2015-REDE ASSI | | | | | |
| AMB ESPEC JARDIM SÃO CARLOS | 209.0 | 230.0 | 90.87% | 250.0 | 230.0 |
| TOTAL | 209.0 | 230.0 | 90.87% | 250.0 | 230.0 |
| SERVIÇO: 0004-AMBULATÓRIO DE | | | | | |
| CONTRATO: R011/2015-REDE ASSI | | | | | |
| AMB ESPEC JARDIM SÃO CARLOS | 228.0 | 115.0 | 198.26% | 223.0 | 115.0 |
| TOTAL | 228.0 | 115.0 | 198.26% | 223.0 | 115.0 |
| SERVIÇO: 0004-AMBULATÓRIO DE | | | | | |
| CONTRATO: R011/2015-REDE ASSI | | | | | |
| AMB ESPEC JARDIM SÃO CARLOS | 42.0 | 150.0 | 28.00% | 0.0 | 150.0 |
| TOTAL | 42.0 | 150.0 | 28.00% | 0.0 | 150.0 |
| SERVIÇO: 0004-AMBULATÓRIO DE | | | | | |

| | | | | | |
|---|--------------|--------------|----------------|--------------|--------------|
| CONTRATO: R011/2015-REDE ASSI | | | | | |
| AMB ESPEC JARDIM SÃO CARLOS | 43.0 | 115.0 | 37.39% | 0.0 | 115.0 |
| TOTAL | 43.0 | 115.0 | 37.39% | 0.0 | 115.0 |
| SERVIÇO: 0004-AMBULATÓRIO DE | | | | | |
| CONTRATO: R011/2015-REDE ASSI | | | | | |
| AMB ESPEC JARDIM SÃO CARLOS | | | | | |
| TOTAL | | | | | |
| SERVIÇO: 0004-AMBULATÓRIO DE | | | | | |
| CONTRATO: R011/2015-REDE ASSI | | | | | |
| AMB ESPEC JARDIM SÃO CARLOS | 35.0 | 30.0 | 116.67% | 28.0 | 30.0 |
| TOTAL | 35.0 | 30.0 | 116.67% | 28.0 | 30.0 |
| SERVIÇO: 0005-CAPS II ADULTO / F | | | | | |
| CONTRATO: R011/2015-REDE ASSI | | | | | |
| CAPS ADULTO II GUAIANASES - AR | 328.0 | 220.0 | 149.09% | 314.0 | 220.0 |
| CAPS ADULTO II CIDADE TIRADENT | 381.0 | 220.0 | 173.18% | 402.0 | 220.0 |
| TOTAL | 709.0 | 440.0 | 161.14% | 716.0 | 440.0 |
| SERVIÇO: 0006-CAPS II ÁLCOOL E D | | | | | |
| CONTRATO: R011/2015-REDE ASSI | | | | | |
| CAPS ÁLCOOL E DROGAS II GUAIAN | 394.0 | 190.0 | 207.37% | 380.0 | 190.0 |
| TOTAL | 394.0 | 190.0 | 207.37% | 380.0 | 190.0 |
| SERVIÇO: 0009-PAI - PROGRAMA I | | | | | |
| CONTRATO: R011/2015-REDE ASSI | | | | | |
| UBS GUAIANASES I | 122.0 | 120.0 | 101.67% | 114.0 | 120.0 |
| UBS JARDIM NOSSA SENHORA DO C | 117.0 | 120.0 | 97.50% | 115.0 | 120.0 |
| TOTAL | 239.0 | 240.0 | 99.58% | 229.0 | 240.0 |
| SERVIÇO: 0012-NIR - NÚCLEO INTE | | | | | |
| CONTRATO: R011/2015-REDE ASSI | | | | | |
| UBS JARDIM SOARES | 76.0 | 60.0 | 126.67% | 68.0 | 60.0 |
| CEO/CER CIDADE TIRADENTES | 124.0 | 70.0 | 177.14% | 96.0 | 70.0 |
| TOTAL | 200.0 | 130.0 | 153.85% | 164.0 | 130.0 |
| SERVIÇO: 0013-UBS - UNIDADE BÁ | | | | | |
| CONTRATO: R011/2015-REDE ASSI | | | | | |
| AMA/UBS INTEGRADA JOSE BONIF | | | | | |
| AMA/UBS INTEGRADA VILA ITAPEN | - | - | - | - | - |
| UBS CIDADE TIRADENTES I | 1,374.0 | 1,422.0 | 96.62% | 1,329.0 | 1,422.0 |
| AMA/UBS INTEGRADA CIDADE LIDI | 1,559.0 | 1,316.0 | 118.47% | 1,607.0 | 1,316.0 |
| UBS GUAIANASES I | 226.0 | 474.0 | 47.68% | 336.0 | 474.0 |
| UBS JARDIM AURORA | 1,056.0 | 1,052.0 | 100.38% | 835.0 | 1,052.0 |
| AMA/UBS INTEGRADA J ETELVINA | 1,133.0 | 1,578.0 | 71.80% | 1,171.0 | 1,578.0 |
| UBS J ETELVINA | - | - | - | - | - |
| UBS JARDIM ROBRU - GUAIANASES | 521.0 | 790.0 | 65.95% | 416.0 | 790.0 |
| AMA/UBS INTEGRADA PARADA XV | - | - | - | - | - |
| AMA/UBS INTEGRADA VILA CARMO | - | - | - | - | - |
| UBS VILA CHABILÂNDIA | 1,148.0 | 1,105.0 | 103.89% | 1,154.0 | 1,105.0 |
| AMA/UBS INTEGRADA FAZENDA D | 1,951.0 | 1,580.0 | 123.48% | 2,078.0 | 1,580.0 |

| | | | | | |
|-----------------------------------|-----------------|-----------------|---------------|-----------------|-----------------|
| UBS PREFEITO PRESTES MAIA | 929.0 | 948.0 | 98.00% | 752.0 | 948.0 |
| UBS GUAIANASES II | 644.0 | 632.0 | 101.90% | 390.0 | 632.0 |
| UBS JOSÉ BONIFÁCIO III - DRA LUCY | - | - | - | - | - |
| AMA/UBS INTEGRADA JOSE BONIFACIO | 1,805.0 | 1,841.0 | 98.04% | 1,552.0 | 1,841.0 |
| UBS CASTRO ALVES | - | - | - | - | - |
| AMA/UBS INTEGRADA CASTRO ALVES | 1,318.0 | 1,580.0 | 83.42% | 871.0 | - |
| AMB ESPEC JARDIM SÃO CARLOS | 784.0 | 789.0 | 99.37% | 585.0 | 789.0 |
| UBS NASCER DO SOL | - | - | - | - | - |
| TOTAL | 14,448.0 | 15,107.0 | 95.64% | 13,076.0 | 13,527.0 |

SERVIÇO: 0013-UBS - UNIDADE BÁSICA

CONTRATO: R011/2015-REDE ASSISTENCIAL

| | | | | | |
|-----------------------------------|----------------|----------------|---------------|----------------|----------------|
| AMA/UBS INTEGRADA JOSE BONIFACIO | - | - | - | - | - |
| AMA/UBS INTEGRADA VILA ITAPERIPE | - | - | - | - | - |
| UBS CIDADE TIRADENTES I | 833.0 | 895.0 | 93.07% | 757.0 | 895.0 |
| AMA/UBS INTEGRADA CIDADE LIDERA | 481.0 | 263.0 | 182.89% | 479.0 | 263.0 |
| UBS GUAIANASES I | 275.0 | 316.0 | 87.03% | 213.0 | 316.0 |
| UBS JARDIM AURORA | 476.0 | 684.0 | 69.59% | 576.0 | 684.0 |
| AMA/UBS INTEGRADA J ETELVINA | 433.0 | 526.0 | 82.32% | 328.0 | 526.0 |
| UBS J ETELVINA | - | - | - | - | - |
| UBS JARDIM ROBRU - GUAIANASES | 94.0 | 263.0 | 35.74% | 250.0 | 263.0 |
| AMA/UBS INTEGRADA PARADA XV | - | - | - | - | - |
| AMA/UBS INTEGRADA VILA CARMO | - | - | - | - | - |
| UBS VILA CHABILÂNDIA | 341.0 | 747.0 | 45.65% | 351.0 | 747.0 |
| AMA/UBS INTEGRADA FAZENDA D | 501.0 | 632.0 | 79.27% | 427.0 | 632.0 |
| UBS PREFEITO PRESTES MAIA | 444.0 | 799.0 | 55.57% | 478.0 | 799.0 |
| UBS GUAIANASES II | 146.0 | 394.0 | 37.06% | 246.0 | 394.0 |
| UBS JOSÉ BONIFÁCIO III - DRA LUCY | - | - | - | - | - |
| AMA/UBS INTEGRADA JOSE BONIFACIO | 276.0 | 263.0 | 104.94% | 291.0 | 263.0 |
| UBS CASTRO ALVES | - | - | - | - | - |
| AMA/UBS INTEGRADA CASTRO ALVES | 273.0 | 632.0 | 43.20% | 372.0 | - |
| AMB ESPEC JARDIM SÃO CARLOS | 173.0 | 316.0 | 54.75% | 144.0 | 316.0 |
| UBS NASCER DO SOL | - | - | - | - | - |
| TOTAL | 4,746.0 | 6,730.0 | 70.52% | 4,912.0 | 6,098.0 |

SERVIÇO: 0013-UBS - UNIDADE BÁSICA

CONTRATO: R011/2015-REDE ASSISTENCIAL

| | | | | | |
|----------------------------------|-------|---------|---------|-------|---------|
| AMA/UBS INTEGRADA JOSE BONIFACIO | - | - | - | - | - |
| AMA/UBS INTEGRADA VILA ITAPERIPE | - | - | - | - | - |
| UBS CIDADE TIRADENTES I | 496.0 | 632.0 | 78.48% | 433.0 | 632.0 |
| AMA/UBS INTEGRADA CIDADE LIDERA | 723.0 | 1,052.0 | 68.73% | 670.0 | 1,052.0 |
| UBS GUAIANASES I | 277.0 | 263.0 | 105.32% | 210.0 | 263.0 |
| UBS JARDIM AURORA | 529.0 | 526.0 | 100.57% | 404.0 | 526.0 |
| AMA/UBS INTEGRADA J ETELVINA | 356.0 | 474.0 | 75.11% | 358.0 | 474.0 |
| UBS J ETELVINA | - | - | - | - | - |
| UBS JARDIM ROBRU - GUAIANASES | 185.0 | 316.0 | 58.54% | 159.0 | 316.0 |
| AMA/UBS INTEGRADA PARADA XV | - | - | - | - | - |

| | | | | | |
|---------------------------------------|----------------|----------------|---------------|----------------|----------------|
| AMA/UBS INTEGRADA VILA CARMO | - | - | - | - | - |
| UBS VILA CHABILÂNDIA | 271.0 | 421.0 | 64.37% | 281.0 | 421.0 |
| AMA/UBS INTEGRADA FAZENDA D | 437.0 | 948.0 | 46.10% | 564.0 | 948.0 |
| UBS PREFEITO PRESTES MAIA | 422.0 | 526.0 | 80.23% | 405.0 | 526.0 |
| UBS GUAIANASES II | 442.0 | 526.0 | 84.03% | 429.0 | 526.0 |
| UBS JOSÉ BONIFÁCIO III - DRA LUCY | - | - | - | - | - |
| AMA/UBS INTEGRADA JOSE BONIF | 237.0 | 526.0 | 45.06% | 250.0 | 526.0 |
| UBS CASTRO ALVES | | | | | |
| AMA/UBS INTEGRADA CASTRO ALV | 353.0 | 632.0 | 55.85% | 424.0 | |
| AMB ESPEC JARDIM SÃO CARLOS | 0.0 | 158.0 | 0.00% | 97.0 | 158.0 |
| UBS NASCER DO SOL | - | - | - | - | - |
| TOTAL | 4,728.0 | 7,000.0 | 67.54% | 4,684.0 | 6,368.0 |
| SERVIÇO: 0013-UBS - UNIDADE BÁ | | | | | |
| CONTRATO: R011/2015-REDE ASSI | | | | | |
| AMA/UBS INTEGRADA VILA ITAPEN | - | - | - | - | - |
| UBS JARDIM AURORA | 164.0 | 300.0 | 54.67% | 99.0 | 300.0 |
| UBS VILA CHABILÂNDIA | 66.0 | 525.0 | 12.57% | 141.0 | 525.0 |
| UBS PREFEITO PRESTES MAIA | 227.0 | 230.0 | 98.70% | 257.0 | 230.0 |
| UBS CASTRO ALVES | - | - | - | - | - |
| AMA/UBS INTEGRADA CASTRO ALV | 171.0 | 125.0 | 136.80% | 172.0 | |
| TOTAL | 628.0 | 1,180.0 | 53.22% | 669.0 | 1,055.0 |
| SERVIÇO: 0013-UBS - UNIDADE BÁ | | | | | |
| CONTRATO: R011/2015-REDE ASSI | | | | | |
| UBS PREFEITO PRESTES MAIA | 92.0 | 96.0 | 95.83% | 101.0 | 96.0 |
| UBS NASCER DO SOL | - | - | - | - | - |
| TOTAL | 92.0 | 96.0 | 95.83% | 101.0 | 96.0 |
| SERVIÇO: 0013-UBS - UNIDADE BÁ | | | | | |
| CONTRATO: R011/2015-REDE ASSI | | | | | |
| AMA/UBS INTEGRADA CIDADE LIDI | - | - | - | - | - |
| TOTAL | | | | | |
| SERVIÇO: 0013-UBS - UNIDADE BÁ | | | | | |
| CONTRATO: R011/2015-REDE ASSI | | | | | |
| UBS GUAIANASES II | 158.0 | 208.0 | 75.96% | 227.0 | 208.0 |
| TOTAL | 158.0 | 208.0 | 75.96% | 227.0 | 208.0 |
| SERVIÇO: 0013-UBS - UNIDADE BÁ | | | | | |
| CONTRATO: R011/2015-REDE ASSI | | | | | |
| UBS CASTRO ALVES | | | | | |
| TOTAL | | | | | |
| SERVIÇO: 0013-UBS - UNIDADE BÁ | | | | | |
| CONTRATO: R011/2015-REDE ASSI | | | | | |
| AMA/UBS INTEGRADA JOSE BONIF | - | - | - | - | - |
| AMA/UBS INTEGRADA VILA ITAPEN | - | - | - | - | - |
| UBS CIDADE TIRADENTES I | 486.0 | 576.0 | 84.38% | 407.0 | 576.0 |
| AMA/UBS INTEGRADA CIDADE LIDI | 155.0 | 176.0 | 88.07% | 220.0 | 176.0 |
| UBS GUAIANASES I | 280.0 | 288.0 | 97.22% | 237.0 | 288.0 |

| | | | | | |
|-----------------------------------|----------------|----------------|---------------|----------------|----------------|
| UBS JARDIM AURORA | 611.0 | 576.0 | 106.08% | 391.0 | 576.0 |
| AMA/UBS INTEGRADA J ETELVINA | 348.0 | 672.0 | 51.79% | 365.0 | 672.0 |
| UBS J ETELVINA | - | - | - | - | - |
| UBS JARDIM ROBRU - GUAIANASES | 389.0 | 480.0 | 81.04% | 385.0 | 480.0 |
| AMA/UBS INTEGRADA PARADA XV | - | - | - | - | - |
| AMA/UBS INTEGRADA VILA CARMO | - | - | - | - | - |
| UBS VILA CHABILÂNDIA | 436.0 | 480.0 | 90.83% | 471.0 | 480.0 |
| AMA/UBS INTEGRADA FAZENDA D | 547.0 | 576.0 | 94.97% | 524.0 | 576.0 |
| UBS PREFEITO PRESTES MAIA | 252.0 | 288.0 | 87.50% | 182.0 | 288.0 |
| UBS GUAIANASES II | 271.0 | 288.0 | 94.10% | 201.0 | 288.0 |
| UBS JOSÉ BONIFÁCIO III - DRA LUCY | - | - | - | - | - |
| AMA/UBS INTEGRADA JOSE BONIF | 21.0 | 80.0 | 26.25% | 111.0 | 80.0 |
| UBS CASTRO ALVES | - | - | - | - | - |
| AMA/UBS INTEGRADA CASTRO ALV | 469.0 | 576.0 | 81.42% | 522.0 | - |
| AMB ESPEC JARDIM SÃO CARLOS | 322.0 | 288.0 | 111.81% | 284.0 | 288.0 |
| UBS NASCER DO SOL | - | - | - | - | - |
| TOTAL | 4,587.0 | 5,344.0 | 85.83% | 4,300.0 | 4,768.0 |

SERVIÇO: 0013-UBS - UNIDADE BÁ

CONTRATO: R011/2015-REDE ASSI

| | | | | | |
|-----------------------------------|-----------------|-----------------|---------------|-----------------|-----------------|
| AMA/UBS INTEGRADA JOSE BONIF | - | - | - | - | - |
| AMA/UBS INTEGRADA VILA ITAPEN | - | - | - | - | - |
| UBS CIDADE TIRADENTES I | 1,426.0 | 2,016.0 | 70.73% | 1,343.0 | 2,016.0 |
| AMA/UBS INTEGRADA CIDADE LIDI | 375.0 | 536.0 | 69.96% | 700.0 | 536.0 |
| UBS GUAIANASES I | 849.0 | 1,008.0 | 84.23% | 742.0 | 1,008.0 |
| UBS JARDIM AURORA | 1,986.0 | 2,016.0 | 98.51% | 1,169.0 | 2,016.0 |
| AMA/UBS INTEGRADA J ETELVINA | 994.0 | 2,352.0 | 42.26% | 1,223.0 | 2,352.0 |
| UBS J ETELVINA | - | - | - | - | - |
| UBS JARDIM ROBRU - GUAIANASES | 1,560.0 | 1,680.0 | 92.86% | 1,790.0 | 1,680.0 |
| AMA/UBS INTEGRADA PARADA XV | - | - | - | - | - |
| AMA/UBS INTEGRADA VILA CARMO | - | - | - | - | - |
| UBS VILA CHABILÂNDIA | 1,461.0 | 1,680.0 | 86.96% | 1,629.0 | 1,680.0 |
| AMA/UBS INTEGRADA FAZENDA D | 2,364.0 | 2,016.0 | 117.26% | 2,034.0 | 2,016.0 |
| UBS PREFEITO PRESTES MAIA | 647.0 | 1,008.0 | 64.19% | 624.0 | 1,008.0 |
| UBS GUAIANASES II | 968.0 | 1,008.0 | 96.03% | 703.0 | 1,008.0 |
| UBS JOSÉ BONIFÁCIO III - DRA LUCY | - | - | - | - | - |
| AMA/UBS INTEGRADA JOSE BONIF | 39.0 | 200.0 | 19.50% | 365.0 | 200.0 |
| UBS CASTRO ALVES | - | - | - | - | - |
| AMA/UBS INTEGRADA CASTRO ALV | 1,907.0 | 2,016.0 | 94.59% | 2,050.0 | - |
| AMB ESPEC JARDIM SÃO CARLOS | 920.0 | 1,008.0 | 91.27% | 911.0 | 1,008.0 |
| UBS NASCER DO SOL | - | - | - | - | - |
| TOTAL | 15,496.0 | 18,544.0 | 83.56% | 15,283.0 | 16,528.0 |

SERVIÇO: 0014-ESPECIALIDADES O

CONTRATO: R011/2015-REDE ASSI

| | | | | | |
|---------------------------|-------|------|---------|-------|------|
| CEO/CER CIDADE TIRADENTES | 108.0 | 60.0 | 180.00% | 113.0 | 60.0 |
| CEO II JARDIM SÃO CARLOS | 0.0 | 60.0 | 0.00% | 99.0 | 60.0 |

| | | | | | |
|---------------------------------------|----------------|--------------|----------------|----------------|--------------|
| TOTAL | 108.0 | 120.0 | 90.00% | 212.0 | 120.0 |
| SERVIÇO: 0014-ESPECIALIDADES O | | | | | |
| CONTRATO: R011/2015-REDE ASSI | | | | | |
| CEO/CER CIDADE TIRADENTES | 156.0 | 80.0 | 195.00% | 141.0 | 80.0 |
| CEO II JARDIM SÃO CARLOS | 135.0 | 160.0 | 84.38% | 144.0 | 160.0 |
| TOTAL | 291.0 | 240.0 | 121.25% | 285.0 | 240.0 |
| SERVIÇO: 0014-ESPECIALIDADES O | | | | | |
| CONTRATO: R011/2015-REDE ASSI | | | | | |
| CEO/CER CIDADE TIRADENTES | 77.0 | 120.0 | 64.17% | 64.0 | 120.0 |
| CEO II JARDIM SÃO CARLOS | 82.0 | 80.0 | 102.50% | 91.0 | 80.0 |
| TOTAL | 159.0 | 200.0 | 79.50% | 155.0 | 200.0 |
| SERVIÇO: 0014-ESPECIALIDADES O | | | | | |
| CONTRATO: R011/2015-REDE ASSI | | | | | |
| CEO/CER CIDADE TIRADENTES | 229.0 | 80.0 | 286.25% | 214.0 | 80.0 |
| CEO II JARDIM SÃO CARLOS | 159.0 | 80.0 | 198.75% | 121.0 | 80.0 |
| TOTAL | 388.0 | 160.0 | 242.50% | 335.0 | 160.0 |
| SERVIÇO: 0014-ESPECIALIDADES O | | | | | |
| CONTRATO: R011/2015-REDE ASSI | | | | | |
| CEO/CER CIDADE TIRADENTES | 85.0 | | | 66.0 | |
| CEO II JARDIM SÃO CARLOS | 107.0 | | | 17.0 | |
| TOTAL | 192.0 | | | 83.0 | |
| SERVIÇO: 0014-ESPECIALIDADES O | | | | | |
| CONTRATO: R011/2015-REDE ASSI | | | | | |
| CEO/CER CIDADE TIRADENTES | 165.0 | 160.0 | 103.13% | 144.0 | 160.0 |
| TOTAL | 165.0 | 160.0 | 103.13% | 144.0 | 160.0 |
| SERVIÇO: 0014-ESPECIALIDADES O | | | | | |
| CONTRATO: R011/2015-REDE ASSI | | | | | |
| CEO/CER CIDADE TIRADENTES | 589.0 | 480.0 | 122.71% | 561.0 | 480.0 |
| CEO II JARDIM SÃO CARLOS | 571.0 | 480.0 | 118.96% | 576.0 | 480.0 |
| TOTAL | 1,160.0 | 960.0 | 120.83% | 1,137.0 | 960.0 |
| SERVIÇO: 0014-ESPECIALIDADES O | | | | | |
| CONTRATO: R011/2015-REDE ASSI | | | | | |
| CEO II JARDIM SÃO CARLOS | 47.0 | 160.0 | 29.38% | 117.0 | 160.0 |
| TOTAL | 47.0 | 160.0 | 29.38% | 117.0 | 160.0 |
| SERVIÇO: 0014-ESPECIALIDADES O | | | | | |
| CONTRATO: R011/2015-REDE ASSI | | | | | |
| CEO/CER CIDADE TIRADENTES | 153.0 | 160.0 | 95.63% | 149.0 | 160.0 |
| CEO II JARDIM SÃO CARLOS | 146.0 | 160.0 | 91.25% | 159.0 | 160.0 |
| TOTAL | 299.0 | 320.0 | 93.44% | 308.0 | 320.0 |
| SERVIÇO: 0014-ESPECIALIDADES O | | | | | |
| CONTRATO: R011/2015-REDE ASSI | | | | | |
| CEO/CER CIDADE TIRADENTES | 13.0 | 10.0 | 130.00% | 11.0 | 10.0 |
| CEO II JARDIM SÃO CARLOS | 6.0 | 10.0 | 60.00% | 5.0 | 10.0 |
| TOTAL | 19.0 | 20.0 | 95.00% | 16.0 | 20.0 |
| SERVIÇO: 0016-APOIO DIAGNÓSTI | | | | | |

| | | | | | |
|--------------------------------------|----------------|----------------|----------------|----------------|----------------|
| CONTRATO: R011/2015-REDE ASSI | | | | | |
| AMB ESPEC JARDIM SÃO CARLOS | 90.0 | 90.0 | 100.00% | 101.0 | 90.0 |
| AMA ESPECIALIDADES ITAQUERA | 104.0 | 100.0 | 104.00% | 102.0 | 100.0 |
| TOTAL | 194.0 | 190.0 | 102.11% | 203.0 | 190.0 |
| SERVIÇO: 0016-APOIO DIAGNÓSTI | | | | | |
| CONTRATO: R011/2015-REDE ASSI | | | | | |
| AMB ESPEC JARDIM SÃO CARLOS | 105.0 | 100.0 | 105.00% | 102.0 | 100.0 |
| AMA ESPECIALIDADES ITAQUERA | 304.0 | 300.0 | 101.33% | 282.0 | 300.0 |
| TOTAL | 409.0 | 400.0 | 102.25% | 384.0 | 400.0 |
| SERVIÇO: 0016-APOIO DIAGNÓSTI | | | | | |
| CONTRATO: R011/2015-REDE ASSI | | | | | |
| AMB ESPEC JARDIM SÃO CARLOS | - | - | - | - | - |
| AMA ESPECIALIDADES ITAQUERA | 87.0 | 90.0 | 96.67% | 90.0 | 90.0 |
| TOTAL | 87.0 | 90.0 | 96.67% | 90.0 | 90.0 |
| SERVIÇO: 0016-APOIO DIAGNÓSTI | | | | | |
| CONTRATO: R011/2015-REDE ASSI | | | | | |
| AMB ESPEC JARDIM SÃO CARLOS | 146.0 | 130.0 | 112.31% | 145.0 | 130.0 |
| TOTAL | 146.0 | 130.0 | 112.31% | 145.0 | 130.0 |
| SERVIÇO: 0016-APOIO DIAGNÓSTI | | | | | |
| CONTRATO: R011/2015-REDE ASSI | | | | | |
| AMB ESPEC JARDIM SÃO CARLOS | - | - | - | - | - |
| AMA ESPECIALIDADES ITAQUERA | 47.0 | 50.0 | 94.00% | 48.0 | 50.0 |
| TOTAL | 47.0 | 50.0 | 94.00% | 48.0 | 50.0 |
| SERVIÇO: 0016-APOIO DIAGNÓSTI | | | | | |
| CONTRATO: R011/2015-REDE ASSI | | | | | |
| AMA ESPECIALIDADES ITAQUERA | - | - | - | - | - |
| TOTAL | | | | | |
| SERVIÇO: 0016-APOIO DIAGNÓSTI | | | | | |
| CONTRATO: R011/2015-REDE ASSI | | | | | |
| CASA SER - MARIA A LARA BARCEL | 1,248.0 | 1,200.0 | 104.00% | 1,200.0 | 1,200.0 |
| AMB ESPEC JARDIM SÃO CARLOS | 1,253.0 | 1,200.0 | 104.42% | 1,240.0 | 1,200.0 |
| AMA ESPECIALIDADES ITAQUERA | 295.0 | 300.0 | 98.33% | 299.0 | 300.0 |
| TOTAL | 2,796.0 | 2,700.0 | 103.56% | 2,739.0 | 2,700.0 |
| SERVIÇO: 0016-APOIO DIAGNÓSTI | | | | | |
| CONTRATO: R011/2015-REDE ASSI | | | | | |
| AMA ESPECIALIDADES ITAQUERA | 255.0 | 250.0 | 102.00% | 233.0 | 250.0 |
| TOTAL | 255.0 | 250.0 | 102.00% | 233.0 | 250.0 |
| SERVIÇO: 0016-APOIO DIAGNÓSTI | | | | | |
| CONTRATO: R011/2015-REDE ASSI | | | | | |
| AMA ESPECIALIDADES ITAQUERA | 142.0 | | | 53.0 | |
| TOTAL | 142.0 | | | 53.0 | |
| SERVIÇO: 0016-APOIO DIAGNÓSTI | | | | | |
| CONTRATO: R011/2015-REDE ASSI | | | | | |
| AMB ESPEC JARDIM SÃO CARLOS | 809.0 | 800.0 | 101.13% | 816.0 | 800.0 |
| TOTAL | 809.0 | 800.0 | 101.13% | 816.0 | 800.0 |

| | | | | | |
|--|--------------|--------------|----------------|--------------|--------------|
| SERVIÇO: 0016-APOIO DIAGNÓSTICO | | | | | |
| CONTRATO: R011/2015-REDE ASSISTENCIAL | | | | | |
| AMB ESPEC JARDIM SÃO CARLOS | - | - | - | - | - |
| AMA ESPECIALIDADES ITAQUERA | - | - | - | - | - |
| TOTAL | | | | | |
| SERVIÇO: 0016-APOIO DIAGNÓSTICO | | | | | |
| CONTRATO: R011/2015-REDE ASSISTENCIAL | | | | | |
| AMB ESPEC JARDIM SÃO CARLOS | - | - | - | - | - |
| AMA ESPECIALIDADES ITAQUERA | - | - | - | - | - |
| TOTAL | | | | | |
| SERVIÇO: 0018-ATENÇÃO DOMICILIAR | | | | | |
| CONTRATO: R011/2015-REDE ASSISTENCIAL | | | | | |
| AMA/UBS INTEGRADA JOSE BONIFACIO | - | - | - | - | - |
| UBS JARDIM ROBRU - GUAIANASES | 64.0 | 60.0 | 106.67% | 63.0 | 60.0 |
| UBS JARDIM SÃO PEDRO - FRANCISCO | 67.0 | 60.0 | 111.67% | 63.0 | 60.0 |
| UBS PREFEITO PRESTES MAIA | 67.0 | 60.0 | 111.67% | 61.0 | 60.0 |
| UBS VILA REGINA | 65.0 | 60.0 | 108.33% | 65.0 | 60.0 |
| AMA/UBS INTEGRADA JARDIM BRASIL | 72.0 | 60.0 | 120.00% | 64.0 | 60.0 |
| AMB ESPEC JARDIM SÃO CARLOS | 61.0 | 60.0 | 101.67% | 62.0 | 60.0 |
| TOTAL | 396.0 | 360.0 | 110.00% | 378.0 | 360.0 |
| SERVIÇO: 0018-ATENÇÃO DOMICILIAR | | | | | |
| CONTRATO: R011/2015-REDE ASSISTENCIAL | | | | | |
| AMA/UBS INTEGRADA JOSE BONIFACIO | - | - | - | - | - |
| UBS JARDIM SÃO PEDRO - FRANCISCO | 204.0 | 180.0 | 113.33% | 194.0 | 180.0 |
| AMB ESPEC JARDIM SÃO CARLOS | 122.0 | 120.0 | 101.67% | 119.0 | 120.0 |
| TOTAL | 326.0 | 300.0 | 108.67% | 313.0 | 300.0 |
| SERVIÇO: 0020-CAPS II INFANTO JUVENIL | | | | | |
| CONTRATO: R011/2015-REDE ASSISTENCIAL | | | | | |
| CAPS INFANTO JUVENIL II ITAQUERA | - | - | - | 0.0 | 155.0 |
| CAPS INFANTO JUVENIL II CIDADE ILUMINADA | 394.0 | 155.0 | 254.19% | 388.0 | 155.0 |
| CAPS INFANTO-JUVENIL II GUAIANASES | 299.0 | 155.0 | 192.90% | 301.0 | 155.0 |
| TOTAL | 693.0 | 310.0 | 223.55% | 689.0 | 465.0 |
| SERVIÇO: 0021-URSI - UNIDADE DE SAÚDE | | | | | |
| CONTRATO: R011/2015-REDE ASSISTENCIAL | | | | | |
| UBS URSI CONJUNTO AE CARVALHO | - | - | - | - | - |
| TOTAL | | | | | |
| SERVIÇO: 0021-URSI - UNIDADE DE SAÚDE | | | | | |
| CONTRATO: R011/2015-REDE ASSISTENCIAL | | | | | |
| UBS URSI CONJUNTO AE CARVALHO | - | - | - | - | - |
| TOTAL | | | | | |
| SERVIÇO: 0021-URSI - UNIDADE DE SAÚDE | | | | | |
| CONTRATO: R011/2015-REDE ASSISTENCIAL | | | | | |
| UBS URSI CONJUNTO AE CARVALHO | - | - | - | - | - |
| TOTAL | | | | | |
| SERVIÇO: 0021-URSI - UNIDADE DE SAÚDE | | | | | |

| | | | | |
|--|-----------------|---|---|-----------------|
| CONTRATO: R011/2015-REDE ASSI | | | | |
| UBS URSI CONJUNTO AE CARVALHO | - | - | - | - |
| TOTAL | | | | |
| SERVIÇO: 0021-URSI - UNIDADE DE | | | | |
| CONTRATO: R011/2015-REDE ASSI | | | | |
| UBS URSI CONJUNTO AE CARVALHO | - | - | - | - |
| TOTAL | | | | |
| SERVIÇO: 0021-URSI - UNIDADE DE | | | | |
| CONTRATO: R011/2015-REDE ASSI | | | | |
| UBS URSI CONJUNTO AE CARVALHO | - | - | - | - |
| TOTAL | | | | |
| SERVIÇO: 0021-URSI - UNIDADE DE | | | | |
| CONTRATO: R011/2015-REDE ASSI | | | | |
| UBS URSI CONJUNTO AE CARVALHO | - | - | - | - |
| TOTAL | | | | |
| SERVIÇO: 0021-URSI - UNIDADE DE | | | | |
| CONTRATO: R011/2015-REDE ASSI | | | | |
| UBS URSI CONJUNTO AE CARVALHO | - | - | - | - |
| TOTAL | | | | |
| SERVIÇO: 0022-PSM/PA - PRONTO | | | | |
| CONTRATO: R011/2015-REDE ASSI | | | | |
| PSM JULIO TUPY | | | | |
| PA GLÓRIA RODRIGUES SANTOS BC | 11,327.0 | | | 11,623.0 |
| TOTAL | 11,327.0 | | | 11,623.0 |
| SERVIÇO: 0022-PSM/PA - PRONTO | | | | |
| CONTRATO: R011/2015-REDE ASSI | | | | |
| PSM JULIO TUPY | | | | |
| PA GLÓRIA RODRIGUES SANTOS BC | 1,879.0 | | | 2,035.0 |
| TOTAL | 1,879.0 | | | 2,035.0 |
| SERVIÇO: 0022-PSM/PA - PRONTO | | | | |
| CONTRATO: R011/2015-REDE ASSI | | | | |
| PSM JULIO TUPY | 2,205.0 | | | 1,307.0 |
| TOTAL | 2,205.0 | | | 1,307.0 |
| SERVIÇO: 0022-PSM/PA - PRONTO | | | | |
| CONTRATO: R011/2015-REDE ASSI | | | | |
| PSM JULIO TUPY | 188.0 | | | 145.0 |
| PA GLÓRIA RODRIGUES SANTOS BC | 245.0 | | | 256.0 |
| TOTAL | 433.0 | | | 401.0 |
| SERVIÇO: 0022-PSM/PA - PRONTO | | | | |
| CONTRATO: R011/2015-REDE ASSI | | | | |
| PSM JULIO TUPY | 11,555.0 | | | 10,789.0 |

| | | | | | |
|--|-----------------|-------------|---------------|-----------------|-------------|
| TOTAL | 11,555.0 | | | 10,789.0 | |
| SERVIÇO: 0022-PSM/PA - PRONTO | | | | | |
| CONTRATO: R011/2015-REDE ASSI | | | | | |
| PSM JULIO TUPY | 260.0 | | | 199.0 | |
| TOTAL | 260.0 | | | 199.0 | |
| SERVIÇO: 0022-PSM/PA - PRONTO | | | | | |
| CONTRATO: R011/2015-REDE ASSI | | | | | |
| PA GLÓRIA RODRIGUES SANTOS BC | 13,451.0 | | | 13,914.0 | |
| TOTAL | 13,451.0 | | | 13,914.0 | |
| SERVIÇO: 0035-SRT I - SERVIÇO RE: | | | | | |
| CONTRATO: R011/2015-REDE ASSI | | | | | |
| RESIDÊNCIA TERAPÊUTICA ITAQUE | 8.0 | 8.0 | 100.00% | 8.0 | 8.0 |
| RESIDÊNCIA TERAPÊUTICA GUAIAN | 8.0 | 8.0 | 100.00% | 6.0 | 8.0 |
| RESIDÊNCIA TERAPÊUTICA GUAIAN | 7.0 | 8.0 | 87.50% | 7.0 | 8.0 |
| RESIDÊNCIA TERAPÊUTICA CIDADE | 8.0 | 8.0 | 100.00% | 8.0 | 8.0 |
| TOTAL | 31.0 | 32.0 | 96.88% | 29.0 | 32.0 |
| SERVIÇO: 0035-SRT I - SERVIÇO RE: | | | | | |
| CONTRATO: R011/2015-REDE ASSI | | | | | |
| RESIDÊNCIA TERAPÊUTICA ITAQUE | 8.0 | | | 8.0 | |
| RESIDÊNCIA TERAPÊUTICA GUAIAN | 8.0 | | | 8.0 | |
| RESIDÊNCIA TERAPÊUTICA GUAIAN | 8.0 | | | 8.0 | |
| RESIDÊNCIA TERAPÊUTICA CIDADE | 8.0 | | | 8.0 | |
| TOTAL | 32.0 | | | 32.0 | |
| SERVIÇO: 0035-SRT I - SERVIÇO RE: | | | | | |
| CONTRATO: R011/2015-REDE ASSI | | | | | |
| RESIDÊNCIA TERAPÊUTICA ITAQUE | 100.0 | | | 100.0 | |
| RESIDÊNCIA TERAPÊUTICA GUAIAN | 100.0 | | | 75.0 | |
| RESIDÊNCIA TERAPÊUTICA GUAIAN | 87.5 | | | 87.5 | |
| RESIDÊNCIA TERAPÊUTICA CIDADE | 100.0 | | | 100.0 | |
| TOTAL | 387.5 | | | 362.5 | |
| SERVIÇO: 0037-UBS MISTA / PROD | | | | | |
| CONTRATO: R011/2015-REDE ASSI | | | | | |
| UBS JARDIM SANTA MARIA | | 3.0 | | | 3.0 |
| UBS JARDIM HELIAN | | 1.0 | | | |
| UBS JARDIM SANTA TEREZINHA | | 3.0 | | | 3.0 |
| UBS JARDIM SOARES | | 8.0 | | | 8.0 |
| UBS JARDIM NOSSA SENHORA DO C | | 2.0 | | | 2.0 |
| UBS VILA SANTANA | | 5.0 | | | 5.0 |
| TOTAL | | 22.0 | | | 21.0 |
| SERVIÇO: 0037-UBS MISTA / PROD | | | | | |
| CONTRATO: R011/2015-REDE ASSI | | | | | |
| UBS JARDIM SANTA MARIA | 986.0 | 1,164.0 | 84.71% | 1,109.0 | 1,164.0 |
| UBS JARDIM HELIAN | 541.0 | 416.0 | 130.05% | 400.0 | |
| UBS JARDIM SANTA TEREZINHA | 983.0 | 1,248.0 | 78.77% | 1,096.0 | 1,248.0 |
| UBS JARDIM SOARES | 2,621.0 | 3,244.0 | 80.80% | 2,673.0 | 3,244.0 |

| | | | | | |
|-------------------------------|----------------|----------------|---------------|----------------|----------------|
| UBS JARDIM NOSSA SENHORA DO C | 503.0 | 748.0 | 67.25% | 486.0 | 748.0 |
| UBS VILA SANTANA | 1,727.0 | 1,912.0 | 90.32% | 1,757.0 | 1,912.0 |
| TOTAL | 7,361.0 | 8,732.0 | 84.30% | 7,521.0 | 8,316.0 |

SERVIÇO: 0037-UBS MISTA / PROD

CONTRATO: R011/2015-REDE ASSI

| | | | | | |
|-------------------------------|----------------|----------------|---------------|----------------|----------------|
| UBS JARDIM SANTA MARIA | 340.0 | 468.0 | 72.65% | 314.0 | 468.0 |
| UBS JARDIM HELIAN | 185.0 | 156.0 | 118.59% | 170.0 | |
| UBS JARDIM SANTA TEREZINHA | 316.0 | 468.0 | 67.52% | 220.0 | 468.0 |
| UBS JARDIM SOARES | 986.0 | 1,248.0 | 79.01% | 1,093.0 | 1,248.0 |
| UBS JARDIM NOSSA SENHORA DO C | 273.0 | 312.0 | 87.50% | 270.0 | 312.0 |
| UBS VILA SANTANA | 526.0 | 780.0 | 67.44% | 557.0 | 780.0 |
| TOTAL | 2,626.0 | 3,432.0 | 76.52% | 2,624.0 | 3,276.0 |

SERVIÇO: 0037-UBS MISTA / PROD

CONTRATO: R011/2015-REDE ASSI

| | | | | | |
|-------------------------------|-----------------|-----------------|----------------|-----------------|-----------------|
| UBS JARDIM SANTA MARIA | 2,834.0 | 3,200.0 | 88.56% | 3,084.0 | 3,200.0 |
| UBS JARDIM HELIAN | 1,018.0 | 1,000.0 | 101.80% | 1,106.0 | |
| UBS JARDIM SANTA TEREZINHA | 2,134.0 | 3,000.0 | 71.13% | 2,263.0 | 3,000.0 |
| UBS JARDIM SOARES | 11,422.0 | 9,600.0 | 118.98% | 9,475.0 | 9,600.0 |
| UBS JARDIM NOSSA SENHORA DO C | 2,263.0 | 2,000.0 | 113.15% | 1,790.0 | 2,000.0 |
| UBS VILA SANTANA | 4,729.0 | 5,000.0 | 94.58% | 4,659.0 | 5,000.0 |
| TOTAL | 24,400.0 | 23,800.0 | 102.52% | 22,377.0 | 22,800.0 |

SERVIÇO: 0037-UBS MISTA / PROD

CONTRATO: R011/2015-REDE ASSI

| | | | | | |
|-------------------------------|----------------|----------------|---------------|--------------|----------------|
| UBS JARDIM SANTA MARIA | 0.0 | | | 0.0 | |
| UBS JARDIM SANTA TEREZINHA | 0.0 | 312.0 | 0.00% | 0.0 | 312.0 |
| UBS JARDIM SOARES | 311.0 | 408.0 | 76.23% | 187.0 | 408.0 |
| UBS JARDIM NOSSA SENHORA DO C | 273.0 | 216.0 | 126.39% | 306.0 | 216.0 |
| UBS VILA SANTANA | 480.0 | 600.0 | 80.00% | 415.0 | 600.0 |
| TOTAL | 1,064.0 | 1,536.0 | 69.27% | 908.0 | 1,536.0 |

SERVIÇO: 0037-UBS MISTA / PROD

CONTRATO: R011/2015-REDE ASSI

| | | | | | |
|-------------------------------|----------------|----------------|---------------|----------------|----------------|
| UBS JARDIM SANTA MARIA | 0.0 | | | 0.0 | |
| UBS JARDIM SANTA TEREZINHA | 0.0 | 1,092.0 | 0.00% | 0.0 | 1,092.0 |
| UBS JARDIM SOARES | 1,255.0 | 1,428.0 | 87.89% | 821.0 | 1,428.0 |
| UBS JARDIM NOSSA SENHORA DO C | 810.0 | 756.0 | 107.14% | 875.0 | 756.0 |
| UBS VILA SANTANA | 1,690.0 | 2,100.0 | 80.48% | 2,004.0 | 2,100.0 |
| TOTAL | 3,755.0 | 5,376.0 | 69.85% | 3,700.0 | 5,376.0 |

SERVIÇO: 0037-UBS MISTA / PROD

CONTRATO: R011/2015-REDE ASSI

| | | | | | |
|-------------------------------|-------|---------|---------|-------|---------|
| UBS JARDIM SANTA MARIA | 302.0 | 947.0 | 31.89% | 421.0 | 947.0 |
| UBS JARDIM HELIAN | 388.0 | 421.0 | 92.16% | 392.0 | 421.0 |
| UBS JARDIM SANTA TEREZINHA | 364.0 | | | 426.0 | |
| UBS JARDIM SOARES | 337.0 | 316.0 | 106.65% | 294.0 | 316.0 |
| UBS JARDIM NOSSA SENHORA DO C | 669.0 | 1,842.0 | 36.32% | 649.0 | 1,842.0 |
| UBS VILA SANTANA | 267.0 | 1,312.0 | 20.35% | 205.0 | 1,312.0 |

| | | | | | |
|--|----------------|----------------|---------------|----------------|----------------|
| TOTAL | 2,327.0 | 4,838.0 | 48.10% | 2,387.0 | 4,838.0 |
| SERVIÇO: 0037-UBS MISTA / PROD | | | | | |
| CONTRATO: R011/2015-REDE ASSI | | | | | |
| UBS JARDIM SANTA MARIA | 0.0 | | | 180.0 | |
| UBS JARDIM SANTA TEREZINHA | 236.0 | | | 183.0 | |
| UBS JARDIM SOARES | 30.0 | 158.0 | 18.99% | 129.0 | 158.0 |
| UBS VILA SANTANA | 273.0 | 526.0 | 51.90% | 227.0 | 526.0 |
| TOTAL | 539.0 | 684.0 | 78.80% | 719.0 | 684.0 |
| SERVIÇO: 0037-UBS MISTA / PROD | | | | | |
| CONTRATO: R011/2015-REDE ASSI | | | | | |
| UBS JARDIM SANTA MARIA | 346.0 | 526.0 | 65.78% | 351.0 | 526.0 |
| UBS JARDIM HELIAN | 161.0 | 421.0 | 38.24% | 95.0 | 421.0 |
| UBS JARDIM SANTA TEREZINHA | 387.0 | | | 327.0 | |
| UBS JARDIM SOARES | 0.0 | 158.0 | 0.00% | 75.0 | 158.0 |
| UBS JARDIM NOSSA SENHORA DO C | 215.0 | 947.0 | 22.70% | 336.0 | 947.0 |
| UBS VILA SANTANA | 430.0 | 526.0 | 81.75% | 421.0 | 526.0 |
| TOTAL | 1,539.0 | 2,578.0 | 59.70% | 1,605.0 | 2,578.0 |
| SERVIÇO: 0037-UBS MISTA / PROD | | | | | |
| CONTRATO: R011/2015-REDE ASSI | | | | | |
| UBS JARDIM NOSSA SENHORA DO C | 0.0 | 115.0 | 0.00% | 0.0 | 115.0 |
| TOTAL | 0.0 | 115.0 | 0.00% | 0.0 | 115.0 |
| SERVIÇO: 0037-UBS MISTA / PROD | | | | | |
| CONTRATO: R011/2015-REDE ASSI | | | | | |
| UBS JARDIM SANTA MARIA | 27.0 | 96.0 | 28.13% | 72.0 | 96.0 |
| UBS JARDIM SOARES | 124.0 | 96.0 | 129.17% | 120.0 | 96.0 |
| TOTAL | 151.0 | 192.0 | 78.65% | 192.0 | 192.0 |
| SERVIÇO: 0037-UBS MISTA / PROD | | | | | |
| CONTRATO: R011/2015-REDE ASSI | | | | | |
| UBS JARDIM SANTA MARIA | 95.0 | 336.0 | 28.27% | 188.0 | 336.0 |
| UBS JARDIM SOARES | 376.0 | 336.0 | 111.90% | 355.0 | 336.0 |
| TOTAL | 471.0 | 672.0 | 70.09% | 543.0 | 672.0 |
| SERVIÇO: 0038-APD - ACOMPANH | | | | | |
| CONTRATO: R011/2015-REDE ASSI | | | | | |
| UBS VILA NOSSA SENHORA APAREC | 135.0 | 140.0 | 96.43% | 133.0 | 140.0 |
| TOTAL | 135.0 | 140.0 | 96.43% | 133.0 | 140.0 |
| SERVIÇO: 0039-SRT II - SERVIÇO RE | | | | | |
| CONTRATO: R011/2015-REDE ASSI | | | | | |
| RESIDÊNCIA TERAPÊUTICA GUAIAN | 6.0 | 8.0 | 75.00% | 8.0 | 8.0 |
| TOTAL | 6.0 | 8.0 | 75.00% | 8.0 | 8.0 |
| SERVIÇO: 0039-SRT II - SERVIÇO RE | | | | | |
| CONTRATO: R011/2015-REDE ASSI | | | | | |
| RESIDÊNCIA TERAPÊUTICA GUAIAN | 8.0 | | | 8.0 | |
| TOTAL | 8.0 | | | 8.0 | |
| SERVIÇO: 0039-SRT II - SERVIÇO RE | | | | | |
| CONTRATO: R011/2015-REDE ASSI | | | | | |

| | | | | | |
|---|-----------------|-------------|---------------|-----------------|-------------|
| RESIDÊNCIA TERAPÊUTICA GUAIAN | 75.0 | | | 100.0 | |
| TOTAL | 75.0 | | | 100.0 | |
| SERVIÇO: 0041-CER II - CENTRO ES | | | | | |
| CONTRATO: R011/2015-REDE ASSI | | | | | |
| CER II GUAIANASES | 55.0 | 80.0 | 68.75% | 66.0 | 80.0 |
| TOTAL | 55.0 | 80.0 | 68.75% | 66.0 | 80.0 |
| SERVIÇO: 0053-UPA / PRODUCAO: | | | | | |
| CONTRATO: R011/2015-REDE ASSI | | | | | |
| UPA III ITAQUERA - 26 DE AGOSTO | | | | | |
| TOTAL | | | | | |
| SERVIÇO: 0053-UPA / PRODUCAO: | | | | | |
| CONTRATO: R011/2015-REDE ASSI | | | | | |
| UPA III ITAQUERA - 26 DE AGOSTO | | | | | |
| TOTAL | | | | | |
| SERVIÇO: 0053-UPA / PRODUCAO: | | | | | |
| CONTRATO: R011/2015-REDE ASSI | | | | | |
| UPA III ITAQUERA - 26 DE AGOSTO | 768.0 | | | 642.0 | |
| TOTAL | 768.0 | | | 642.0 | |
| SERVIÇO: 0053-UPA / PRODUCAO: | | | | | |
| CONTRATO: R011/2015-REDE ASSI | | | | | |
| UPA III ITAQUERA - 26 DE AGOSTO | 655.0 | | | 559.0 | |
| TOTAL | 655.0 | | | 559.0 | |
| SERVIÇO: 0053-UPA / PRODUCAO: | | | | | |
| CONTRATO: R011/2015-REDE ASSI | | | | | |
| UPA III ITAQUERA - 26 DE AGOSTO | 12,852.0 | | | 13,769.0 | |
| TOTAL | 12,852.0 | | | 13,769.0 | |
| SERVIÇO: 0053-UPA / PRODUCAO: | | | | | |
| CONTRATO: R011/2015-REDE ASSI | | | | | |
| UPA III ITAQUERA - 26 DE AGOSTO | 0.0 | | | 0.0 | |
| TOTAL | 0.0 | | | 0.0 | |

| FEV % | MAR Realizado | MAR Previsto | MAR % | ABR Realizado | ABR Previsto | ABR % | MAI Realizado |
|---------|------------------|-----------------|---------|------------------|-----------------|---------|------------------|
| 50.96% | 1,168.0 | 1,664.0 | 70.19% | 1,280.0 | 1,664.0 | 76.92% | 1,246.0 |
| - | - | - | - | 1,352.0 | 2,496.0 | 54.17% | 1,263.0 |
| 51.49% | 1,752.0 | 2,828.0 | 61.95% | 2,356.0 | 2,828.0 | 83.31% | 2,552.0 |
| 71.39% | 1,483.0 | 2,080.0 | 71.30% | 1,748.0 | 2,080.0 | 84.04% | 1,874.0 |
| 41.96% | 945.0 | 1,580.0 | 59.81% | 1,061.0 | 1,580.0 | 67.15% | 1,288.0 |
| - | 1,807.0 | 3,744.0 | 48.26% | 4,051.0 | 3,744.0 | 108.20% | 3,987.0 |
| 60.22% | 917.0 | 1,164.0 | 78.78% | 1,054.0 | 1,164.0 | 90.55% | 828.0 |
| 82.05% | 879.0 | 1,248.0 | 70.43% | 1,461.0 | 1,248.0 | 117.07% | 1,113.0 |
| 82.21% | 788.0 | 832.0 | 94.71% | 816.0 | 1,248.0 | 65.38% | 735.0 |
| 86.44% | 1,543.0 | 2,080.0 | 74.18% | 1,508.0 | 2,080.0 | 72.50% | 2,002.0 |
| 32.05% | 577.0 | 1,248.0 | 46.23% | 1,115.0 | 1,248.0 | 89.34% | 1,151.0 |
| 97.44% | 823.0 | 664.0 | 123.95% | 795.0 | 664.0 | 119.73% | 797.0 |
| 87.71% | 988.0 | 1,164.0 | 84.88% | 965.0 | 1,164.0 | 82.90% | 1,074.0 |
| 81.01% | 918.0 | 1,248.0 | 73.56% | 1,004.0 | 1,248.0 | 80.45% | 1,190.0 |
| 69.73% | 1,692.0 | 2,412.0 | 70.15% | 1,725.0 | 2,412.0 | 71.52% | 2,194.0 |
| 60.58% | 1,161.0 | 1,664.0 | 69.77% | 1,243.0 | 1,664.0 | 74.70% | 1,970.0 |
| 76.80% | 756.0 | 832.0 | 90.87% | 737.0 | 832.0 | 88.58% | 788.0 |
| 51.92% | 1,000.0 | 1,248.0 | 80.13% | 1,191.0 | 1,248.0 | 95.43% | 1,215.0 |
| 91.27% | 1,640.0 | 2,496.0 | 65.71% | 2,239.0 | 2,496.0 | 89.70% | 2,201.0 |
| 67.78% | 2,048.0 | 2,576.0 | 79.50% | 2,225.0 | 2,576.0 | 86.37% | 2,241.0 |
| - | - | - | - | 459.0 | 2,912.0 | 15.76% | 1,606.0 |
| 46.00% | 1,911.0 | 2,828.0 | 67.57% | 3,004.0 | 2,828.0 | 106.22% | 3,035.0 |
| 66.05% | 24,796.0 | 35,600.0 | 69.65% | 33,389.0 | 41,424.0 | 80.60% | 36,350.0 |
| 86.38% | 676.0 | 624.0 | 108.33% | 585.0 | 624.0 | 93.75% | 515.0 |
| - | - | - | - | 455.0 | 936.0 | 48.61% | 478.0 |
| 91.12% | 1,085.0 | 1,092.0 | 99.36% | 1,171.0 | 1,092.0 | 107.23% | 1,205.0 |
| 97.31% | 730.0 | 780.0 | 93.59% | 769.0 | 780.0 | 98.59% | 821.0 |
| 96.47% | 797.0 | 624.0 | 127.72% | 783.0 | 624.0 | 125.48% | 675.0 |
| | 0.0 | 1,404.0 | 0.00% | 421.0 | 1,404.0 | 29.99% | 1,035.0 |
| 125.85% | 710.0 | 468.0 | 151.71% | 600.0 | 468.0 | 128.21% | 618.0 |
| 102.99% | 429.0 | 468.0 | 91.67% | 417.0 | 468.0 | 89.10% | 270.0 |
| 95.83% | 354.0 | 312.0 | 113.46% | 367.0 | 468.0 | 78.42% | 384.0 |
| 106.41% | 946.0 | 780.0 | 121.28% | 847.0 | 780.0 | 108.59% | 713.0 |
| 36.32% | 113.0 | 468.0 | 24.15% | 71.0 | 468.0 | 15.17% | 24.0 |
| 119.55% | 499.0 | 312.0 | 159.94% | 251.0 | 312.0 | 80.45% | 342.0 |
| 92.74% | 609.0 | 468.0 | 130.13% | 529.0 | 468.0 | 113.03% | 494.0 |
| 105.34% | 499.0 | 468.0 | 106.62% | 453.0 | 468.0 | 96.79% | 452.0 |
| 75.00% | 1,083.0 | 936.0 | 115.71% | 938.0 | 936.0 | 100.21% | 731.0 |
| 75.32% | 622.0 | 624.0 | 99.68% | 675.0 | 624.0 | 108.17% | 547.0 |

| | | | | | | | |
|---------------|-----------------|-----------------|---------------|-----------------|-----------------|---------------|-----------------|
| 108.33% | 426.0 | 312.0 | 136.54% | 337.0 | 312.0 | 108.01% | 228.0 |
| 92.95% | 524.0 | 468.0 | 111.97% | 401.0 | 468.0 | 85.68% | 440.0 |
| 103.53% | 1,138.0 | 936.0 | 121.58% | 984.0 | 936.0 | 105.13% | 967.0 |
| 80.40% | 1,074.0 | 1,092.0 | 98.35% | 996.0 | 1,092.0 | 91.21% | 978.0 |
| - | - | - | - | 407.0 | 1,092.0 | 37.27% | 630.0 |
| 86.90% | 1,162.0 | 1,092.0 | 106.41% | 1,193.0 | 1,092.0 | 109.25% | 1,120.0 |
| 91.74% | 13,476.0 | 13,728.0 | 98.16% | 13,650.0 | 15,912.0 | 85.78% | 13,667.0 |

| | | | | | | | |
|---------------|-----------------|-----------------|---------------|-----------------|------------------|---------------|-----------------|
| 99.95% | 3,909.0 | 4,000.0 | 97.73% | 3,993.0 | 4,000.0 | 99.83% | 3,859.0 |
| | 3,208.0 | | | 3,188.0 | 7,200.0 | 44.28% | 2,964.0 |
| 100.59% | 7,631.0 | 7,600.0 | 100.41% | 7,506.0 | 7,600.0 | 98.76% | 7,662.0 |
| 33.76% | 4,885.0 | 5,000.0 | 97.70% | 4,757.0 | 5,000.0 | 95.14% | 4,799.0 |
| 94.02% | 3,706.0 | 4,200.0 | 88.24% | 3,504.0 | 4,200.0 | 83.43% | 3,603.0 |
| - | 0.0 | 9,000.0 | 0.00% | 0.0 | 9,000.0 | 0.00% | 0.0 |
| 100.03% | 3,507.0 | 3,600.0 | 97.42% | 3,481.0 | 3,600.0 | 96.69% | 3,222.0 |
| 90.93% | 2,978.0 | 3,000.0 | 99.27% | 2,914.0 | 3,000.0 | 97.13% | 2,986.0 |
| 92.70% | 2,034.0 | 2,000.0 | 101.70% | 1,821.0 | 3,000.0 | 60.70% | 2,027.0 |
| 100.57% | 5,361.0 | 5,400.0 | 99.28% | 5,365.0 | 5,400.0 | 99.35% | 5,458.0 |
| 30.72% | 1,130.0 | 3,600.0 | 31.39% | 881.0 | 3,600.0 | 24.47% | 817.0 |
| 94.27% | 2,559.0 | 2,600.0 | 98.42% | 2,586.0 | 2,600.0 | 99.46% | 2,470.0 |
| 98.19% | 3,317.0 | 3,200.0 | 103.66% | 3,281.0 | 3,200.0 | 102.53% | 2,899.0 |
| 93.60% | 2,906.0 | 3,000.0 | 96.87% | 2,936.0 | 3,000.0 | 97.87% | 2,742.0 |
| 106.38% | 7,035.0 | 6,800.0 | 103.46% | 6,892.0 | 6,800.0 | 101.35% | 6,267.0 |
| 96.28% | 3,870.0 | 4,000.0 | 96.75% | 3,967.0 | 4,000.0 | 99.18% | 3,812.0 |
| 86.95% | 2,329.0 | 2,200.0 | 105.86% | 1,861.0 | 2,200.0 | 84.59% | 1,546.0 |
| 79.13% | 2,981.0 | 3,000.0 | 99.37% | 2,406.0 | 3,000.0 | 80.20% | 2,635.0 |
| 51.61% | 5,769.0 | 6,200.0 | 93.05% | 6,086.0 | 6,200.0 | 98.16% | 6,090.0 |
| 89.16% | 6,270.0 | 7,000.0 | 89.57% | 6,491.0 | 7,000.0 | 92.73% | 6,338.0 |
| | | | | 1,339.0 | 7,000.0 | 19.13% | 1,986.0 |
| 104.00% | 8,887.0 | 8,400.0 | 105.80% | 8,599.0 | 8,400.0 | 102.37% | 8,721.0 |
| 92.95% | 84,272.0 | 93,800.0 | 89.84% | 83,854.0 | 109,000.0 | 76.93% | 82,903.0 |

| | | | | | | | |
|---|---|-----|---|--|-----|--|--|
| | | 4.0 | | | 4.0 | | |
| - | - | - | - | | 6.0 | | |
| | | 7.0 | | | 7.0 | | |
| | | 5.0 | | | 5.0 | | |
| | | 4.0 | | | 4.0 | | |
| - | | 9.0 | | | 9.0 | | |
| | | 3.0 | | | 3.0 | | |
| | | 3.0 | | | 3.0 | | |
| | | 2.0 | | | 3.0 | | |
| | | 5.0 | | | 5.0 | | |
| | | 3.0 | | | 3.0 | | |

| | | | | | |
|---|---|-------------|---|--------------|--|
| | | 2.0 | | 2.0 | |
| | | 3.0 | | 3.0 | |
| | | 3.0 | | 3.0 | |
| | | 6.0 | | 6.0 | |
| | | 4.0 | | 4.0 | |
| | | 2.0 | | 2.0 | |
| | | 3.0 | | 3.0 | |
| | | 6.0 | | 6.0 | |
| | | 7.0 | | 7.0 | |
| - | - | - | - | 7.0 | |
| | | 7.0 | | 7.0 | |
| | | 88.0 | | 102.0 | |

| | | | | | | | |
|--|--|--|--|--|--|--|--|
| | | | | | | | |
| | | | | | | | |

| | | | | | | | |
|---------|---------|---------|---------|---------|---------|---------|---------|
| 64.46% | 346.0 | 408.0 | 84.80% | 253.0 | 408.0 | 62.01% | 300.0 |
| - | - | - | - | 0.0 | 192.0 | 0.00% | 0.0 |
| 63.50% | 407.0 | 600.0 | 67.83% | 354.0 | 600.0 | 59.00% | 278.0 |
| 13.02% | 210.0 | 192.0 | 109.38% | 203.0 | 192.0 | 105.73% | 30.0 |
| 63.02% | 369.0 | 384.0 | 96.09% | 387.0 | 384.0 | 100.78% | 354.0 |
| - | 0.0 | 192.0 | 0.00% | 36.0 | 192.0 | 18.75% | 273.0 |
| 101.56% | 457.0 | 384.0 | 119.01% | 499.0 | 384.0 | 129.95% | 369.0 |
| 108.85% | 167.0 | 192.0 | 86.98% | 253.0 | 192.0 | 131.77% | 53.0 |
| - | - | - | - | - | - | - | - |
| 91.83% | 497.0 | 600.0 | 82.83% | 465.0 | 600.0 | 77.50% | 437.0 |
| 0.00% | 0.0 | 192.0 | 0.00% | 0.0 | 192.0 | 0.00% | 54.0 |
| 104.41% | 484.0 | 408.0 | 118.63% | 543.0 | 408.0 | 133.09% | 274.0 |
| 67.19% | 318.0 | 384.0 | 82.81% | 413.0 | 384.0 | 107.55% | 345.0 |
| 84.03% | 594.0 | 576.0 | 103.13% | 491.0 | 576.0 | 85.24% | 267.0 |
| 87.00% | 520.0 | 600.0 | 86.67% | 477.0 | 600.0 | 79.50% | 484.0 |
| - | - | - | - | 351.0 | 600.0 | 58.50% | 451.0 |
| 75.83% | 320.0 | 600.0 | 53.33% | 415.0 | 600.0 | 69.17% | 656.0 |
| 76.20% | 4,689.0 | 5,712.0 | 82.09% | 5,140.0 | 6,504.0 | 79.03% | 4,625.0 |

| | | | | | | | |
|--|--|--|--|--|--|--|--|
| | | | | | | | |
| | | | | | | | |

| | | | | | | | |
|---------|---------|---------|---------|---------|---------|---------|---------|
| 58.96% | 1,436.0 | 1,428.0 | 100.56% | 1,013.0 | 1,428.0 | 70.94% | 1,186.0 |
| - | - | - | - | 0.0 | 672.0 | 0.00% | 0.0 |
| 72.05% | 1,448.0 | 2,100.0 | 68.95% | 1,063.0 | 2,100.0 | 50.62% | 435.0 |
| 13.99% | 767.0 | 672.0 | 114.14% | 713.0 | 672.0 | 106.10% | 24.0 |
| 68.23% | 1,458.0 | 1,344.0 | 108.48% | 1,475.0 | 1,344.0 | 109.75% | 1,296.0 |
| - | 0.0 | 672.0 | 0.00% | 94.0 | 672.0 | 13.99% | 473.0 |
| 98.36% | 1,871.0 | 1,344.0 | 139.21% | 1,266.0 | 1,344.0 | 94.20% | 971.0 |
| 95.09% | 602.0 | 672.0 | 89.58% | 821.0 | 672.0 | 122.17% | 209.0 |
| - | - | - | - | - | - | - | - |
| 101.62% | 1,711.0 | 2,100.0 | 81.48% | 1,805.0 | 2,100.0 | 85.95% | 1,825.0 |
| 0.00% | 0.0 | 672.0 | 0.00% | 0.0 | 672.0 | 0.00% | 222.0 |

| | | | | | | | |
|---------|----------|----------|---------|----------|----------|---------|----------|
| 93.00% | 1,572.0 | 1,428.0 | 110.08% | 1,754.0 | 1,428.0 | 122.83% | 1,391.0 |
| 52.01% | 1,090.0 | 1,344.0 | 81.10% | 1,374.0 | 1,344.0 | 102.23% | 1,159.0 |
| 82.19% | 1,963.0 | 2,016.0 | 97.37% | 1,795.0 | 2,016.0 | 89.04% | 920.0 |
| 75.05% | 2,001.0 | 2,100.0 | 95.29% | 2,308.0 | 2,100.0 | 109.90% | 7,483.0 |
| - | - | - | - | 838.0 | 2,100.0 | 39.90% | 1,184.0 |
| 62.24% | 873.0 | 2,100.0 | 41.57% | 1,173.0 | 2,100.0 | 55.86% | 2,062.0 |
| 72.61% | 16,792.0 | 19,992.0 | 83.99% | 17,492.0 | 22,764.0 | 76.84% | 20,840.0 |
| - | - | - | - | 137.0 | 96.0 | 142.71% | 125.0 |
| | 331.0 | 96.0 | 344.79% | 183.0 | 96.0 | 190.63% | 0.0 |
| 98.96% | 142.0 | 96.0 | 147.92% | 39.0 | 96.0 | 40.63% | 101.0 |
| 94.79% | 235.0 | 192.0 | 122.40% | 227.0 | 192.0 | 118.23% | 184.0 |
| 96.18% | 708.0 | 384.0 | 184.38% | 586.0 | 480.0 | 122.08% | 410.0 |
| - | - | - | - | 446.0 | 336.0 | 132.74% | 402.0 |
| | 738.0 | 336.0 | 219.64% | 403.0 | 336.0 | 119.94% | 1.0 |
| 98.51% | 349.0 | 336.0 | 103.87% | 118.0 | 336.0 | 35.12% | 301.0 |
| 104.61% | 793.0 | 672.0 | 118.01% | 745.0 | 672.0 | 110.86% | 521.0 |
| 102.58% | 1,880.0 | 1,344.0 | 139.88% | 1,712.0 | 1,680.0 | 101.90% | 1,225.0 |
| 98.26% | 694.0 | 575.0 | 120.70% | 627.0 | 575.0 | 109.04% | 567.0 |
| 98.26% | 694.0 | 575.0 | 120.70% | 627.0 | 575.0 | 109.04% | 567.0 |
| 59.65% | 630.0 | 575.0 | 109.57% | 676.0 | 575.0 | 117.57% | 666.0 |
| 59.65% | 630.0 | 575.0 | 109.57% | 676.0 | 575.0 | 117.57% | 666.0 |
| 88.99% | 411.0 | 345.0 | 119.13% | 371.0 | 345.0 | 107.54% | 371.0 |
| 88.99% | 411.0 | 345.0 | 119.13% | 371.0 | 345.0 | 107.54% | 371.0 |
| 86.09% | 439.0 | 460.0 | 95.43% | 420.0 | 460.0 | 91.30% | 485.0 |
| 86.09% | 439.0 | 460.0 | 95.43% | 420.0 | 460.0 | 91.30% | 485.0 |
| 101.91% | 741.0 | 575.0 | 128.87% | 724.0 | 575.0 | 125.91% | 488.0 |
| 101.91% | 741.0 | 575.0 | 128.87% | 724.0 | 575.0 | 125.91% | 488.0 |
| 112.18% | 615.0 | 632.0 | 97.31% | 602.0 | 632.0 | 95.25% | 696.0 |
| 112.18% | 615.0 | 632.0 | 97.31% | 602.0 | 632.0 | 95.25% | 696.0 |

| | | | | | | | |
|---------|-------|-------|---------|-------|-------|---------|-------|
| | | | | | | | |
| | | | | | | | |
| 96.52% | 375.0 | 345.0 | 108.70% | 360.0 | 345.0 | 104.35% | 360.0 |
| 96.52% | 375.0 | 345.0 | 108.70% | 360.0 | 345.0 | 104.35% | 360.0 |
| | | | | | | | |
| | | | | | | | |
| 120.00% | 154.0 | 115.0 | 133.91% | 125.0 | 115.0 | 108.70% | 126.0 |
| 120.00% | 154.0 | 115.0 | 133.91% | 125.0 | 115.0 | 108.70% | 126.0 |
| | | | | | | | |
| | | | | | | | |
| 79.13% | 255.0 | 345.0 | 73.91% | 280.0 | 345.0 | 81.16% | 429.0 |
| 79.13% | 255.0 | 345.0 | 73.91% | 280.0 | 345.0 | 81.16% | 429.0 |
| | | | | | | | |
| | | | | | | | |
| | | | | | | | |
| | | | | | | | |
| 100.00% | 168.0 | 230.0 | 73.04% | 155.0 | 230.0 | 67.39% | 103.0 |
| 100.00% | 168.0 | 230.0 | 73.04% | 155.0 | 230.0 | 67.39% | 103.0 |
| | | | | | | | |
| | | | | | | | |
| 66.96% | 626.0 | 690.0 | 90.72% | 497.0 | 690.0 | 72.03% | 433.0 |
| 66.96% | 626.0 | 690.0 | 90.72% | 497.0 | 690.0 | 72.03% | 433.0 |
| | | | | | | | |
| | | | | | | | |
| 113.48% | 141.0 | 230.0 | 61.30% | 265.0 | 230.0 | 115.22% | 277.0 |
| 113.48% | 141.0 | 230.0 | 61.30% | 265.0 | 230.0 | 115.22% | 277.0 |
| | | | | | | | |
| | | | | | | | |
| 86.09% | 296.0 | 230.0 | 128.70% | 136.0 | 230.0 | 59.13% | 200.0 |
| 86.09% | 296.0 | 230.0 | 128.70% | 136.0 | 230.0 | 59.13% | 200.0 |
| | | | | | | | |
| | | | | | | | |
| 108.70% | 307.0 | 230.0 | 133.48% | 269.0 | 230.0 | 116.96% | 298.0 |
| 108.70% | 307.0 | 230.0 | 133.48% | 269.0 | 230.0 | 116.96% | 298.0 |
| | | | | | | | |
| | | | | | | | |
| 193.91% | 268.0 | 115.0 | 233.04% | 240.0 | 115.0 | 208.70% | 244.0 |
| 193.91% | 268.0 | 115.0 | 233.04% | 240.0 | 115.0 | 208.70% | 244.0 |
| | | | | | | | |
| | | | | | | | |
| 0.00% | 85.0 | 150.0 | 56.67% | 129.0 | 150.0 | 86.00% | 110.0 |
| 0.00% | 85.0 | 150.0 | 56.67% | 129.0 | 150.0 | 86.00% | 110.0 |

| | | | | | | | |
|---------|---------|---------|---------|---------|---------|---------|---------|
| 0.00% | 0.0 | 115.0 | 0.00% | 0.0 | 115.0 | 0.00% | 0.0 |
| 0.00% | 0.0 | 115.0 | 0.00% | 0.0 | 115.0 | 0.00% | 0.0 |
| 93.33% | 19.0 | 30.0 | 63.33% | 0.0 | 30.0 | 0.00% | 28.0 |
| 93.33% | 19.0 | 30.0 | 63.33% | 0.0 | 30.0 | 0.00% | 28.0 |
| 142.73% | 336.0 | 220.0 | 152.73% | 249.0 | 220.0 | 113.18% | 322.0 |
| 182.73% | 458.0 | 220.0 | 208.18% | 449.0 | 220.0 | 204.09% | 429.0 |
| 162.73% | 794.0 | 440.0 | 180.45% | 698.0 | 440.0 | 158.64% | 751.0 |
| 200.00% | 430.0 | 190.0 | 226.32% | 478.0 | 190.0 | 251.58% | 504.0 |
| 200.00% | 430.0 | 190.0 | 226.32% | 478.0 | 190.0 | 251.58% | 504.0 |
| 95.00% | 118.0 | 120.0 | 98.33% | 113.0 | 120.0 | 94.17% | 133.0 |
| 95.83% | 116.0 | 120.0 | 96.67% | 119.0 | 120.0 | 99.17% | 120.0 |
| 95.42% | 234.0 | 240.0 | 97.50% | 232.0 | 240.0 | 96.67% | 253.0 |
| 113.33% | 83.0 | 60.0 | 138.33% | 78.0 | 60.0 | 130.00% | 62.0 |
| 137.14% | 80.0 | 70.0 | 114.29% | 68.0 | 70.0 | 97.14% | 87.0 |
| 126.15% | 163.0 | 130.0 | 125.38% | 146.0 | 130.0 | 112.31% | 149.0 |
| - | - | - | - | 446.0 | 2,054.0 | 21.71% | 3,342.0 |
| 93.46% | 1,079.0 | 1,422.0 | 75.88% | 1,482.0 | 2,054.0 | 72.15% | 1,669.0 |
| 122.11% | 507.0 | 1,316.0 | 38.53% | 1,099.0 | 1,422.0 | 77.29% | 1,431.0 |
| 70.89% | 466.0 | 474.0 | 98.31% | 272.0 | 1,316.0 | 20.67% | 26.0 |
| 79.37% | 1,049.0 | 1,052.0 | 99.71% | 437.0 | 474.0 | 92.19% | 459.0 |
| 74.21% | 943.0 | - | - | 998.0 | 1,052.0 | 94.87% | 872.0 |
| - | - | - | - | 1,695.0 | - | - | 1,502.0 |
| 52.66% | 727.0 | 790.0 | 92.03% | 1,695.0 | 1,578.0 | 107.41% | - |
| - | - | - | - | 767.0 | 790.0 | 97.09% | 888.0 |
| - | - | - | - | 1,824.0 | 2,054.0 | 88.80% | 1,640.0 |
| 104.43% | 1,299.0 | 1,105.0 | 117.56% | 1,520.0 | 2,054.0 | 74.00% | 1,552.0 |
| 131.52% | 1,971.0 | 1,580.0 | 124.75% | 1,212.0 | 1,105.0 | 109.68% | 491.0 |
| - | - | - | - | 2,080.0 | 1,580.0 | 131.65% | 1,817.0 |

| | | | | | | | |
|---------------|-----------------|-----------------|----------------|-----------------|-----------------|---------------|-----------------|
| 79.32% | 953.0 | 948.0 | 100.53% | 1,020.0 | 948.0 | 107.59% | 857.0 |
| 61.71% | 266.0 | 632.0 | 42.09% | 621.0 | 632.0 | 98.26% | 704.0 |
| - | - | - | - | - | - | - | - |
| 84.30% | 1,813.0 | 1,841.0 | 98.48% | 1,225.0 | 1,841.0 | 66.54% | 1,262.0 |
| | 1,304.0 | | | 1,757.0 | 1,580.0 | 111.20% | |
| 74.14% | 760.0 | 789.0 | 96.32% | 395.0 | 789.0 | 50.06% | 628.0 |
| - | - | - | - | - | - | - | - |
| 96.67% | 13,137.0 | 11,949.0 | 109.94% | 22,302.0 | 23,323.0 | 95.62% | 20,498.0 |

| | | | | | | | |
|---------------|----------------|----------------|---------------|----------------|----------------|---------------|----------------|
| - | - | - | - | 162.0 | 474.0 | 34.18% | 31.0 |
| - | - | - | - | 462.0 | 474.0 | 97.47% | 454.0 |
| 84.58% | 793.0 | 895.0 | 88.60% | 829.0 | 895.0 | 92.63% | 755.0 |
| 182.13% | 309.0 | 263.0 | 117.49% | 0.0 | 263.0 | 0.00% | 0.0 |
| 67.41% | 291.0 | 316.0 | 92.09% | 280.0 | 316.0 | 88.61% | 298.0 |
| 84.21% | 589.0 | 684.0 | 86.11% | 601.0 | 684.0 | 87.87% | 468.0 |
| 62.36% | 414.0 | | | 319.0 | | | 267.0 |
| - | | | | 319.0 | 526.0 | 60.65% | |
| 95.06% | 310.0 | 263.0 | 117.87% | 285.0 | 263.0 | 108.37% | 239.0 |
| - | - | - | - | 313.0 | 474.0 | 66.03% | 384.0 |
| | | | | 460.0 | 316.0 | 145.57% | 424.0 |
| 46.99% | 39.0 | 747.0 | 5.22% | 292.0 | 747.0 | 39.09% | 375.0 |
| 67.56% | 182.0 | 632.0 | 28.80% | 329.0 | 632.0 | 52.06% | 396.0 |
| 59.82% | 692.0 | 799.0 | 86.61% | 777.0 | 799.0 | 97.25% | 463.0 |
| 62.44% | 248.0 | 394.0 | 62.94% | 290.0 | 394.0 | 73.60% | 324.0 |
| | | | | 535.0 | | | 340.0 |
| 110.65% | 435.0 | 263.0 | 165.40% | 535.0 | 263.0 | 203.42% | 340.0 |
| | | | | 414.0 | 632.0 | 65.51% | |
| | 447.0 | | | 414.0 | | | 417.0 |
| 45.57% | 278.0 | 316.0 | 87.97% | 350.0 | 316.0 | 110.76% | 295.0 |
| - | - | - | - | - | - | - | - |
| 80.55% | 5,027.0 | 5,572.0 | 90.22% | 7,966.0 | 8,468.0 | 94.07% | 6,270.0 |

| | | | | | | | |
|--------|-------|---------|---------|-------|---------|---------|-------|
| - | - | - | - | 286.0 | 474.0 | 60.34% | 316.0 |
| | | | | 494.0 | 474.0 | 104.22% | 397.0 |
| 68.51% | 643.0 | 632.0 | 101.74% | 671.0 | 632.0 | 106.17% | 571.0 |
| 63.69% | 522.0 | 1,052.0 | 49.62% | 0.0 | 1,052.0 | 0.00% | 0.0 |
| 79.85% | 332.0 | 263.0 | 126.24% | 296.0 | 263.0 | 112.55% | 167.0 |
| 76.81% | 512.0 | 526.0 | 97.34% | 454.0 | 526.0 | 86.31% | 241.0 |
| 75.53% | 392.0 | | | 350.0 | | | 230.0 |
| - | | | | 350.0 | 474.0 | 73.84% | |
| 50.32% | 104.0 | 316.0 | 32.91% | 295.0 | 316.0 | 93.35% | 328.0 |
| - | - | - | - | 523.0 | 790.0 | 66.20% | 593.0 |

| | | | | | | | |
|---------|---------|---------|---------|---------|---------|---------|---------|
| | | | | 666.0 | 790.0 | 84.30% | 574.0 |
| 66.75% | 276.0 | 421.0 | 65.56% | 381.0 | 421.0 | 90.50% | 345.0 |
| 59.49% | 698.0 | 948.0 | 73.63% | 663.0 | 948.0 | 69.94% | 831.0 |
| 77.00% | 75.0 | 526.0 | 14.26% | 362.0 | 526.0 | 68.82% | 444.0 |
| 81.56% | 336.0 | 526.0 | 63.88% | 471.0 | 526.0 | 89.54% | 424.0 |
| - | - | - | - | - | - | - | - |
| 47.53% | 580.0 | 526.0 | 110.27% | 658.0 | 526.0 | 125.10% | 495.0 |
| | | | | 463.0 | 632.0 | 73.26% | |
| | 291.0 | | | 463.0 | | | 498.0 |
| 61.39% | 171.0 | 158.0 | 108.23% | 157.0 | 158.0 | 99.37% | 299.0 |
| - | - | - | - | - | - | - | - |
| 73.56% | 4,932.0 | 5,894.0 | 83.68% | 8,003.0 | 9,528.0 | 83.99% | 6,753.0 |
| | | | | | | | |
| - | - | - | - | - | - | - | - |
| 33.00% | 158.0 | 300.0 | 52.67% | 152.0 | 300.0 | 50.67% | 175.0 |
| 26.86% | 135.0 | 525.0 | 25.71% | 151.0 | 525.0 | 28.76% | 150.0 |
| 111.74% | 288.0 | 230.0 | 125.22% | 233.0 | 230.0 | 101.30% | 252.0 |
| | | | | 168.0 | 230.0 | 73.04% | |
| | 197.0 | | | 168.0 | | | 168.0 |
| 63.41% | 778.0 | 1,055.0 | 73.74% | 872.0 | 1,285.0 | 67.86% | 745.0 |
| | | | | | | | |
| 105.21% | 94.0 | 96.0 | 97.92% | 89.0 | 96.0 | 92.71% | 121.0 |
| - | - | - | - | - | - | - | - |
| 105.21% | 94.0 | 96.0 | 97.92% | 89.0 | 96.0 | 92.71% | 121.0 |
| | | | | | | | |
| - | - | - | - | - | - | - | - |
| | | | | | | | |
| 109.13% | 118.0 | 208.0 | 56.73% | 128.0 | 208.0 | 61.54% | 217.0 |
| 109.13% | 118.0 | 208.0 | 56.73% | 128.0 | 208.0 | 61.54% | 217.0 |
| | | | | | | | |
| | | | | 0.0 | 4,000.0 | 0.00% | |
| | | | | 0.0 | 4,000.0 | 0.00% | |
| | | | | | | | |
| - | - | - | - | 116.0 | 560.0 | 20.71% | 131.0 |
| - | | | | 147.0 | 272.0 | 54.04% | 0.0 |
| 70.66% | 624.0 | 576.0 | 108.33% | 441.0 | 576.0 | 76.56% | 421.0 |
| 125.00% | 331.0 | 176.0 | 188.07% | 183.0 | 176.0 | 103.98% | 0.0 |
| 82.29% | 263.0 | 288.0 | 91.32% | 155.0 | 288.0 | 53.82% | 169.0 |

| | | | | | | | |
|---------------|-----------------|-----------------|----------------|-----------------|-----------------|---------------|-----------------|
| 67.88% | 447.0 | 576.0 | 77.60% | 441.0 | 576.0 | 76.56% | 507.0 |
| 54.32% | 319.0 | | | 411.0 | | | 410.0 |
| - | | | | 411.0 | 586.0 | 70.14% | |
| 80.21% | 349.0 | 480.0 | 72.71% | 412.0 | 480.0 | 85.83% | 560.0 |
| - | - | - | - | 198.0 | 272.0 | 72.79% | 184.0 |
| | | | | 413.0 | 836.0 | 49.40% | 520.0 |
| 98.13% | 535.0 | 480.0 | 111.46% | 367.0 | 480.0 | 76.46% | 473.0 |
| 90.97% | 580.0 | 576.0 | 100.69% | 490.0 | 576.0 | 85.07% | 515.0 |
| 63.19% | 300.0 | 288.0 | 104.17% | 268.0 | 288.0 | 93.06% | 241.0 |
| 69.79% | 170.0 | 288.0 | 59.03% | 139.0 | 288.0 | 48.26% | 246.0 |
| - | - | - | - | - | - | - | - |
| 138.75% | 92.0 | 80.0 | 115.00% | 150.0 | 80.0 | 187.50% | 75.0 |
| | | | | 442.0 | 576.0 | 76.74% | |
| | 551.0 | | | 442.0 | | | 337.0 |
| 98.61% | 274.0 | 288.0 | 95.14% | 287.0 | 288.0 | 99.65% | 301.0 |
| - | - | - | - | - | - | - | - |
| 90.18% | 4,835.0 | 4,096.0 | 118.04% | 5,913.0 | 7,198.0 | 82.15% | 5,090.0 |
| | | | | | | | |
| | | | | | | | |
| | | | | 257.0 | 1,880.0 | 13.67% | 319.0 |
| | | | | 242.0 | 872.0 | 27.75% | 0.0 |
| 66.62% | 1,955.0 | 2,016.0 | 96.97% | 1,282.0 | 2,016.0 | 63.59% | 1,529.0 |
| 130.60% | 738.0 | 536.0 | 137.69% | 403.0 | 536.0 | 75.19% | 1.0 |
| 73.61% | 843.0 | 1,008.0 | 83.63% | 492.0 | 1,008.0 | 48.81% | 640.0 |
| 57.99% | 1,240.0 | 2,016.0 | 61.51% | 1,182.0 | 2,016.0 | 58.63% | 1,736.0 |
| 52.00% | 1,059.0 | | | 1,708.0 | | | 1,627.0 |
| | | | | 1,708.0 | 2,016.0 | 84.72% | |
| 106.55% | 1,392.0 | 1,680.0 | 82.86% | 1,690.0 | 1,680.0 | 100.60% | 2,428.0 |
| - | - | - | - | 269.0 | 872.0 | 30.85% | 212.0 |
| | | | | 1,076.0 | 2,416.0 | 44.54% | 7,795.0 |
| 96.96% | 1,543.0 | 1,680.0 | 91.85% | 1,258.0 | 1,680.0 | 74.88% | 1,609.0 |
| 100.89% | 2,333.0 | 2,016.0 | 115.72% | 1,923.0 | 2,016.0 | 95.39% | 2,466.0 |
| 61.90% | 1,070.0 | 1,008.0 | 106.15% | 910.0 | 1,008.0 | 90.28% | 871.0 |
| 69.74% | 452.0 | 1,008.0 | 44.84% | 315.0 | 1,008.0 | 31.25% | 732.0 |
| - | - | - | - | - | - | - | - |
| 182.50% | 299.0 | 200.0 | 149.50% | 391.0 | 200.0 | 195.50% | 198.0 |
| | | | | 1,824.0 | 2,016.0 | 90.48% | |
| | 2,110.0 | | | 1,824.0 | | | 1,324.0 |
| 90.38% | 872.0 | 1,008.0 | 86.51% | 887.0 | 1,008.0 | 88.00% | 894.0 |
| - | - | - | - | - | - | - | - |
| 92.47% | 15,906.0 | 14,176.0 | 112.20% | 19,641.0 | 24,248.0 | 81.00% | 24,381.0 |
| | | | | | | | |
| | | | | | | | |
| 188.33% | 123.0 | 60.0 | 205.00% | 110.0 | 60.0 | 183.33% | 119.0 |
| 165.00% | 90.0 | 60.0 | 150.00% | 51.0 | 60.0 | 85.00% | 75.0 |

| | | | | | | | |
|---------|---------|-------|---------|---------|-------|---------|---------|
| 176.67% | 213.0 | 120.0 | 177.50% | 161.0 | 120.0 | 134.17% | 194.0 |
| 176.25% | 72.0 | 80.0 | 90.00% | 138.0 | 80.0 | 172.50% | 190.0 |
| 90.00% | 76.0 | 160.0 | 47.50% | 4.0 | 160.0 | 2.50% | 73.0 |
| 118.75% | 148.0 | 240.0 | 61.67% | 142.0 | 240.0 | 59.17% | 263.0 |
| 53.33% | 101.0 | 120.0 | 84.17% | 76.0 | 120.0 | 63.33% | 75.0 |
| 113.75% | 69.0 | 80.0 | 86.25% | 77.0 | 80.0 | 96.25% | 76.0 |
| 77.50% | 170.0 | 200.0 | 85.00% | 153.0 | 200.0 | 76.50% | 151.0 |
| 267.50% | 212.0 | 80.0 | 265.00% | 190.0 | 80.0 | 237.50% | 168.0 |
| 151.25% | 160.0 | 80.0 | 200.00% | 178.0 | 80.0 | 222.50% | 202.0 |
| 209.38% | 372.0 | 160.0 | 232.50% | 368.0 | 160.0 | 230.00% | 370.0 |
| | 89.0 | | | 69.0 | | | 66.0 |
| | 75.0 | | | 42.0 | | | 130.0 |
| | 164.0 | | | 111.0 | | | 196.0 |
| 90.00% | 190.0 | 160.0 | 118.75% | 179.0 | 160.0 | 111.88% | 190.0 |
| 90.00% | 190.0 | 160.0 | 118.75% | 179.0 | 160.0 | 111.88% | 190.0 |
| 116.88% | 676.0 | 480.0 | 140.83% | 664.0 | 480.0 | 138.33% | 481.0 |
| 120.00% | 500.0 | 480.0 | 104.17% | 661.0 | 480.0 | 137.71% | 690.0 |
| 118.44% | 1,176.0 | 960.0 | 122.50% | 1,325.0 | 960.0 | 138.02% | 1,171.0 |
| 73.13% | 158.0 | 160.0 | 98.75% | 154.0 | 160.0 | 96.25% | 132.0 |
| 73.13% | 158.0 | 160.0 | 98.75% | 154.0 | 160.0 | 96.25% | 132.0 |
| 93.13% | 153.0 | 160.0 | 95.63% | 174.0 | 160.0 | 108.75% | 139.0 |
| 99.38% | 153.0 | 160.0 | 95.63% | 164.0 | 160.0 | 102.50% | 187.0 |
| 96.25% | 306.0 | 320.0 | 95.63% | 338.0 | 320.0 | 105.63% | 326.0 |
| 110.00% | 11.0 | 10.0 | 110.00% | 12.0 | 10.0 | 120.00% | 11.0 |
| 50.00% | 14.0 | 10.0 | 140.00% | 22.0 | 10.0 | 220.00% | 24.0 |
| 80.00% | 25.0 | 20.0 | 125.00% | 34.0 | 20.0 | 170.00% | 35.0 |

| | | | | | | | |
|---------|---------|---------|---------|---------|---------|---------|---------|
| | | | | | | | |
| 112.22% | 88.0 | 90.0 | 97.78% | 94.0 | 90.0 | 104.44% | 88.0 |
| 102.00% | 100.0 | 100.0 | 100.00% | 94.0 | 100.0 | 94.00% | 104.0 |
| 106.84% | 188.0 | 190.0 | 98.95% | 188.0 | 190.0 | 98.95% | 192.0 |
| | | | | | | | |
| | | | | | | | |
| 102.00% | 101.0 | 100.0 | 101.00% | 100.0 | 100.0 | 100.00% | 102.0 |
| 94.00% | 285.0 | 300.0 | 95.00% | 294.0 | 300.0 | 98.00% | 291.0 |
| 96.00% | 386.0 | 400.0 | 96.50% | 394.0 | 400.0 | 98.50% | 393.0 |
| | | | | | | | |
| | | | | | | | |
| - | - | - | - | - | - | - | - |
| 100.00% | 89.0 | 90.0 | 98.89% | 88.0 | 90.0 | 97.78% | 86.0 |
| 100.00% | 89.0 | 90.0 | 98.89% | 88.0 | 90.0 | 97.78% | 86.0 |
| | | | | | | | |
| | | | | | | | |
| 111.54% | 54.0 | 130.0 | 41.54% | 118.0 | 130.0 | 90.77% | 166.0 |
| 111.54% | 54.0 | 130.0 | 41.54% | 118.0 | 130.0 | 90.77% | 166.0 |
| | | | | | | | |
| | | | | | | | |
| - | - | - | - | - | - | - | - |
| 96.00% | 50.0 | 50.0 | 100.00% | 50.0 | 50.0 | 100.00% | 51.0 |
| 96.00% | 50.0 | 50.0 | 100.00% | 50.0 | 50.0 | 100.00% | 51.0 |
| | | | | | | | |
| | | | | | | | |
| - | - | - | - | - | - | - | - |
| | | | | | | | |
| | | | | | | | |
| 100.00% | 1,277.0 | 1,200.0 | 106.42% | 1,223.0 | 1,200.0 | 101.92% | 1,247.0 |
| 103.33% | 1,255.0 | 1,200.0 | 104.58% | 1,275.0 | 1,200.0 | 106.25% | 1,201.0 |
| 99.67% | 306.0 | 300.0 | 102.00% | 291.0 | 300.0 | 97.00% | 277.0 |
| 101.44% | 2,838.0 | 2,700.0 | 105.11% | 2,789.0 | 2,700.0 | 103.30% | 2,725.0 |
| | | | | | | | |
| | | | | | | | |
| 93.20% | 244.0 | 250.0 | 97.60% | 264.0 | 250.0 | 105.60% | 262.0 |
| 93.20% | 244.0 | 250.0 | 97.60% | 264.0 | 250.0 | 105.60% | 262.0 |
| | | | | | | | |
| | | | | | | | |
| | 132.0 | | | 152.0 | | | 106.0 |
| | 132.0 | | | 152.0 | | | 106.0 |
| | | | | | | | |
| | | | | | | | |
| 102.00% | 813.0 | 800.0 | 101.63% | 915.0 | 800.0 | 114.38% | 813.0 |
| 102.00% | 813.0 | 800.0 | 101.63% | 915.0 | 800.0 | 114.38% | 813.0 |

| | | | | | | | |
|---------------|-----------------|-------------|---------------|-----------------|-------------|---------------|-----------------|
| | 14,069.0 | | | 14,571.0 | | | 14,157.0 |
| | 139.0 | | | 214.0 | | | 294.0 |
| | 139.0 | | | 214.0 | | | 294.0 |
| | 16,959.0 | | | 17,506.0 | | | 16,888.0 |
| | 16,959.0 | | | 17,506.0 | | | 16,888.0 |
| 100.00% | 8.0 | 8.0 | 100.00% | 8.0 | 8.0 | 100.00% | 8.0 |
| 75.00% | 6.0 | 8.0 | 75.00% | 6.0 | 8.0 | 75.00% | 6.0 |
| 87.50% | 7.0 | 8.0 | 87.50% | 7.0 | 8.0 | 87.50% | 7.0 |
| 100.00% | 8.0 | 8.0 | 100.00% | 8.0 | 8.0 | 100.00% | 8.0 |
| 90.63% | 29.0 | 32.0 | 90.63% | 29.0 | 32.0 | 90.63% | 29.0 |
| | 8.0 | | | 8.0 | | | 8.0 |
| | 8.0 | | | 8.0 | | | 8.0 |
| | 8.0 | | | 8.0 | | | 8.0 |
| | 8.0 | | | 8.0 | | | 8.0 |
| | 32.0 | | | 32.0 | | | 32.0 |
| | 100.0 | | | 100.0 | | | 100.0 |
| | 75.0 | | | 75.0 | | | 75.0 |
| | 87.5 | | | 87.5 | | | 87.5 |
| | 100.0 | | | 100.0 | | | 100.0 |
| | 362.5 | | | 362.5 | | | 362.5 |
| | | 3.0 | | | | | |
| | | 3.0 | | | 3.0 | | |
| | | 10.0 | | | 10.0 | | |
| | | 2.0 | | | | | |
| | | 5.0 | | | 5.0 | | |
| | | 23.0 | | | 18.0 | | |
| 95.27% | 1,024.0 | 1,164.0 | 87.97% | 1,352.0 | | | 1,263.0 |
| | 577.0 | | | 1,115.0 | | | 1,151.0 |
| 87.82% | 1,171.0 | 1,248.0 | 93.83% | 1,440.0 | 1,248.0 | 115.38% | 1,250.0 |
| 82.40% | 3,175.0 | 2,912.0 | 109.03% | 3,275.0 | 2,912.0 | 112.47% | 3,423.0 |

| | | | | | | | |
|---------|----------|----------|---------|----------|----------|---------|----------|
| 64.97% | 781.0 | 748.0 | 104.41% | 459.0 | | | 1,606.0 |
| 91.89% | 1,565.0 | 1,912.0 | 81.85% | 1,807.0 | 1,912.0 | 94.51% | 1,823.0 |
| 90.44% | 8,293.0 | 7,984.0 | 103.87% | 9,448.0 | 6,072.0 | 155.60% | 10,516.0 |
| | | | | | | | |
| 67.09% | 468.0 | 468.0 | 100.00% | 455.0 | | | 478.0 |
| | 113.0 | | | 71.0 | | | 24.0 |
| 47.01% | 389.0 | 468.0 | 83.12% | 445.0 | 468.0 | 95.09% | 394.0 |
| 87.58% | 1,414.0 | 1,248.0 | 113.30% | 1,259.0 | 1,248.0 | 100.88% | 1,261.0 |
| 86.54% | 292.0 | 312.0 | 93.59% | 407.0 | | | 630.0 |
| 71.41% | 748.0 | 780.0 | 95.90% | 575.0 | 780.0 | 73.72% | 537.0 |
| 80.10% | 3,424.0 | 3,276.0 | 104.52% | 3,212.0 | 2,496.0 | 128.69% | 3,324.0 |
| | | | | | | | |
| 96.38% | 3,208.0 | 3,200.0 | 100.25% | 3,188.0 | | | 2,964.0 |
| | 1,130.0 | | | 881.0 | | | 817.0 |
| 75.43% | 2,849.0 | 3,000.0 | 94.97% | 2,967.0 | 3,000.0 | 98.90% | 2,783.0 |
| 98.70% | 9,238.0 | 9,600.0 | 96.23% | 9,269.0 | 9,600.0 | 96.55% | 8,902.0 |
| 89.50% | 1,683.0 | 2,000.0 | 84.15% | 1,339.0 | | | 1,986.0 |
| 93.18% | 4,561.0 | 5,000.0 | 91.22% | 4,838.0 | 5,000.0 | 96.76% | 5,051.0 |
| 98.14% | 22,669.0 | 22,800.0 | 99.43% | 22,482.0 | 17,600.0 | 127.74% | 22,503.0 |
| | | | | | | | |
| | 0.0 | | | 0.0 | | | 0.0 |
| 0.00% | 0.0 | 312.0 | 0.00% | 0.0 | 312.0 | 0.00% | 0.0 |
| 45.83% | 409.0 | 408.0 | 100.25% | 476.0 | 408.0 | 116.67% | 395.0 |
| 141.67% | 282.0 | 216.0 | 130.56% | 351.0 | | | 451.0 |
| 69.17% | 411.0 | 600.0 | 68.50% | 287.0 | 600.0 | 47.83% | 382.0 |
| 59.11% | 1,102.0 | 1,536.0 | 71.74% | 1,114.0 | 1,320.0 | 84.39% | 1,228.0 |
| | | | | | | | |
| | 0.0 | | | 0.0 | | | 0.0 |
| 0.00% | 0.0 | 1,092.0 | 0.00% | 0.0 | 1,092.0 | 0.00% | 0.0 |
| 57.49% | 1,440.0 | 1,428.0 | 100.84% | 1,557.0 | 1,428.0 | 109.03% | 1,838.0 |
| 115.74% | 889.0 | 756.0 | 117.59% | 838.0 | | | 1,184.0 |
| 95.43% | 1,753.0 | 2,100.0 | 83.48% | 956.0 | 2,100.0 | 45.52% | 1,866.0 |
| 68.82% | 4,082.0 | 5,376.0 | 75.93% | 3,351.0 | 4,620.0 | 72.53% | 4,888.0 |
| | | | | | | | |
| 44.46% | 427.0 | 947.0 | 45.09% | 427.0 | | | 221.0 |
| 93.11% | 361.0 | 421.0 | 85.75% | 87.0 | 421.0 | 20.67% | 0.0 |
| | 462.0 | | | 313.0 | | | 405.0 |
| 93.04% | 163.0 | 316.0 | 51.58% | 0.0 | 316.0 | 0.00% | 0.0 |
| 35.23% | 578.0 | 1,842.0 | 31.38% | 564.0 | | | 129.0 |
| 15.63% | 141.0 | 1,312.0 | 10.75% | 443.0 | 1,312.0 | 33.77% | 700.0 |

| | | | | | | | |
|---------|---------|---------|---------|---------|---------|---------|---------|
| 49.34% | 2,132.0 | 4,838.0 | 44.07% | 1,834.0 | 2,049.0 | 89.51% | 1,455.0 |
| | | | | | | | |
| | 240.0 | | | 0.0 | | | 201.0 |
| | 250.0 | | | 0.0 | | | 184.0 |
| 81.65% | 141.0 | 158.0 | 89.24% | 0.0 | 158.0 | 0.00% | 0.0 |
| 43.16% | 134.0 | 526.0 | 25.48% | 207.0 | 526.0 | 39.35% | 405.0 |
| 105.12% | 765.0 | 684.0 | 111.84% | 207.0 | 684.0 | 30.26% | 790.0 |
| | | | | | | | |
| | | | | | | | |
| 66.73% | 495.0 | 526.0 | 94.11% | 354.0 | | | 408.0 |
| 22.57% | 0.0 | 421.0 | 0.00% | 0.0 | 421.0 | 0.00% | 0.0 |
| | 234.0 | | | 393.0 | | | 432.0 |
| 47.47% | 132.0 | 158.0 | 83.54% | 0.0 | 158.0 | 0.00% | 0.0 |
| 35.48% | 413.0 | 947.0 | 43.61% | 381.0 | | | 29.0 |
| 80.04% | 446.0 | 526.0 | 84.79% | 474.0 | 526.0 | 90.11% | 461.0 |
| 62.26% | 1,720.0 | 2,578.0 | 66.72% | 1,602.0 | 1,105.0 | 144.98% | 1,330.0 |
| | | | | | | | |
| | | | | | | | |
| 0.00% | 0.0 | 115.0 | 0.00% | 73.0 | | | 123.0 |
| 0.00% | 0.0 | 115.0 | 0.00% | 73.0 | | | 123.0 |
| | | | | | | | |
| | | | | | | | |
| 75.00% | 135.0 | 96.0 | 140.63% | - | - | - | - |
| 125.00% | 37.0 | 96.0 | 38.54% | 60.0 | 96.0 | 62.50% | 41.0 |
| 100.00% | 172.0 | 192.0 | 89.58% | 60.0 | 96.0 | 62.50% | 41.0 |
| | | | | | | | |
| | | | | | | | |
| 55.95% | 453.0 | 336.0 | 134.82% | - | - | - | - |
| 105.65% | 53.0 | 336.0 | 15.77% | 239.0 | 336.0 | 71.13% | 158.0 |
| 80.80% | 506.0 | 672.0 | 75.30% | 239.0 | 336.0 | 71.13% | 158.0 |
| | | | | | | | |
| | | | | | | | |
| 95.00% | 134.0 | 140.0 | 95.71% | 128.0 | 140.0 | 91.43% | 124.0 |
| 95.00% | 134.0 | 140.0 | 95.71% | 128.0 | 140.0 | 91.43% | 124.0 |
| | | | | | | | |
| | | | | | | | |
| 100.00% | 8.0 | 8.0 | 100.00% | 8.0 | 8.0 | 100.00% | 8.0 |
| 100.00% | 8.0 | 8.0 | 100.00% | 8.0 | 8.0 | 100.00% | 8.0 |
| | | | | | | | |
| | | | | | | | |
| | 8.0 | | | 8.0 | | | 8.0 |
| | 8.0 | | | 8.0 | | | 8.0 |

| | | | | | | | |
|---------------|-----------------|-------------|----------------|-----------------|-------------|----------------|-----------------|
| | 100.0 | | | 100.0 | | | 100.0 |
| | 100.0 | | | 100.0 | | | 100.0 |
| | | | | | | | |
| 82.50% | 102.0 | 80.0 | 127.50% | 178.0 | 80.0 | 222.50% | 216.0 |
| 82.50% | 102.0 | 80.0 | 127.50% | 178.0 | 80.0 | 222.50% | 216.0 |
| | | | | | | | |
| | | | | | | | |
| | | | | | | | |
| | | | | | | | |
| | | | | | | | |
| | | | | | | | |
| | | | | | | | |
| | 233.0 | | | 412.0 | | | 856.0 |
| | 233.0 | | | 412.0 | | | 856.0 |
| | | | | | | | |
| | | | | | | | |
| | | | | | | | |
| | | | | | | | |
| | | | | | | | |
| | | | | | | | |
| | 617.0 | | | 626.0 | | | 603.0 |
| | 617.0 | | | 626.0 | | | 603.0 |
| | | | | | | | |
| | | | | | | | |
| | | | | | | | |
| | | | | | | | |
| | | | | | | | |
| | | | | | | | |
| | 20,534.0 | | | 18,424.0 | | | 20,300.0 |
| | 20,534.0 | | | 18,424.0 | | | 20,300.0 |
| | | | | | | | |
| | | | | | | | |
| | | | | | | | |
| | | | | | | | |
| | | | | | | | |
| | | | | | | | |
| | 0.0 | | | 25.0 | | | 140.0 |
| | 0.0 | | | 25.0 | | | 140.0 |

| MAI Previsto | MAI % | JUN Realizado | JUN Previsto | JUN % | JUL Realizado | JUL Previsto | JUL % |
|-----------------|---------------|------------------|-----------------|---------------|------------------|-----------------|---------------|
| 1,664.0 | 74.88% | 1,162.0 | 1,664.0 | 69.83% | 1,206.0 | 1,664.0 | 72.48% |
| 2,496.0 | 50.60% | 1,237.0 | 2,496.0 | 49.56% | | | |
| 2,828.0 | 90.24% | 2,262.0 | 2,828.0 | 79.99% | 2,361.0 | 3,244.0 | 72.78% |
| 2,080.0 | 90.10% | 1,365.0 | 2,080.0 | 65.63% | 1,410.0 | 1,996.0 | 70.64% |
| 1,580.0 | 81.52% | 563.0 | 1,580.0 | 35.63% | 632.0 | 1,996.0 | 31.66% |
| 3,744.0 | 106.49% | 3,543.0 | 3,744.0 | 94.63% | | | |
| 1,164.0 | 71.13% | 741.0 | 1,164.0 | 63.66% | 709.0 | 1,164.0 | 60.91% |
| 1,248.0 | 89.18% | 1,267.0 | 1,248.0 | 101.52% | 978.0 | 1,248.0 | 78.37% |
| 1,248.0 | 58.89% | 657.0 | 1,248.0 | 52.64% | 811.0 | 1,248.0 | 64.98% |
| 2,080.0 | 96.25% | 1,905.0 | 2,080.0 | 91.59% | 1,700.0 | 2,080.0 | 81.73% |
| 1,248.0 | 92.23% | 1,063.0 | 1,248.0 | 85.18% | | | |
| 664.0 | 120.03% | 775.0 | 664.0 | 116.72% | 691.0 | 664.0 | 104.07% |
| 1,164.0 | 92.27% | 1,086.0 | 1,164.0 | 93.30% | 869.0 | 1,164.0 | 74.66% |
| 1,248.0 | 95.35% | 1,201.0 | 1,248.0 | 96.23% | 1,210.0 | 1,248.0 | 96.96% |
| 2,412.0 | 90.96% | 2,034.0 | 2,412.0 | 84.33% | 2,326.0 | 2,412.0 | 96.43% |
| 1,664.0 | 118.39% | 1,556.0 | 1,664.0 | 93.51% | 1,418.0 | 1,664.0 | 85.22% |
| 832.0 | 94.71% | 395.0 | 832.0 | 47.48% | 852.0 | 832.0 | 102.40% |
| 1,248.0 | 97.36% | 980.0 | 1,248.0 | 78.53% | 1,154.0 | 1,580.0 | 73.04% |
| 2,496.0 | 88.18% | 1,707.0 | 2,496.0 | 68.39% | 1,959.0 | 2,496.0 | 78.49% |
| 2,576.0 | 87.00% | 2,056.0 | 2,912.0 | 70.60% | 2,222.0 | 2,576.0 | 86.26% |
| 2,912.0 | 55.15% | 2,178.0 | 2,912.0 | 74.79% | | | |
| 2,828.0 | 107.32% | 2,805.0 | 2,828.0 | 99.19% | 2,555.0 | 2,828.0 | 90.35% |
| 41,424.0 | 87.75% | 32,538.0 | 41,760.0 | 77.92% | 25,063.0 | 32,104.0 | 78.07% |
| 624.0 | 82.53% | 471.0 | 624.0 | 75.48% | 579.0 | 624.0 | 92.79% |
| 936.0 | 51.07% | 416.0 | 936.0 | 44.44% | | | |
| 1,092.0 | 110.35% | 988.0 | 1,092.0 | 90.48% | 1,074.0 | 1,248.0 | 86.06% |
| 780.0 | 105.26% | 867.0 | 780.0 | 111.15% | 796.0 | 780.0 | 102.05% |
| 624.0 | 108.17% | 626.0 | 624.0 | 100.32% | 562.0 | 624.0 | 90.06% |
| 1,404.0 | 73.72% | 1,200.0 | 1,404.0 | 85.47% | | | |
| 468.0 | 132.05% | 471.0 | 468.0 | 100.64% | 612.0 | 468.0 | 130.77% |
| 468.0 | 57.69% | 382.0 | 468.0 | 81.62% | 499.0 | 468.0 | 106.62% |
| 468.0 | 82.05% | 278.0 | 468.0 | 59.40% | 333.0 | 624.0 | 53.37% |
| 780.0 | 91.41% | 655.0 | 780.0 | 83.97% | 755.0 | 780.0 | 96.79% |
| 468.0 | 5.13% | 308.0 | 468.0 | 65.81% | | | |
| 312.0 | 109.62% | 385.0 | 312.0 | 123.40% | 329.0 | 312.0 | 105.45% |
| 468.0 | 105.56% | 407.0 | 468.0 | 86.97% | 356.0 | 468.0 | 76.07% |
| 468.0 | 96.58% | 520.0 | 468.0 | 111.11% | 402.0 | 468.0 | 85.90% |
| 936.0 | 78.10% | 774.0 | 936.0 | 82.69% | 799.0 | 936.0 | 85.36% |
| 624.0 | 87.66% | 446.0 | 624.0 | 71.47% | 511.0 | 624.0 | 81.89% |

| | | | | | | | |
|-----------------|---------------|-----------------|-----------------|---------------|-----------------|-----------------|---------------|
| 312.0 | 73.08% | 290.0 | 312.0 | 92.95% | 285.0 | 312.0 | 91.35% |
| 468.0 | 94.02% | 518.0 | 468.0 | 110.68% | 636.0 | 468.0 | 135.90% |
| 936.0 | 103.31% | 955.0 | 936.0 | 102.03% | 950.0 | 936.0 | 101.50% |
| 1,092.0 | 89.56% | 940.0 | 1,092.0 | 86.08% | 924.0 | 1,092.0 | 84.62% |
| 1,092.0 | 57.69% | 1,012.0 | 1,092.0 | 92.67% | | | |
| 1,092.0 | 102.56% | 839.0 | 1,092.0 | 76.83% | 975.0 | 1,092.0 | 89.29% |
| 15,912.0 | 85.89% | 13,748.0 | 15,912.0 | 86.40% | 11,377.0 | 12,324.0 | 92.32% |

| | | | | | | | |
|------------------|---------------|-----------------|------------------|---------------|-----------------|-----------------|---------------|
| 4,000.0 | 96.48% | 3,155.0 | 4,000.0 | 78.88% | 3,542.0 | 4,000.0 | 88.55% |
| 7,200.0 | 41.17% | 3,148.0 | 7,200.0 | 43.72% | | | |
| 7,600.0 | 100.82% | 6,807.0 | 7,600.0 | 89.57% | 7,737.0 | 8,600.0 | 89.97% |
| 5,000.0 | 95.98% | 4,862.0 | 5,000.0 | 97.24% | 4,940.0 | 5,000.0 | 98.80% |
| 4,200.0 | 85.79% | 3,540.0 | 4,200.0 | 84.29% | 3,590.0 | 4,200.0 | 85.48% |
| 9,000.0 | 0.00% | 0.0 | 9,000.0 | 0.00% | | | |
| 3,600.0 | 89.50% | 3,258.0 | 3,600.0 | 90.50% | 3,354.0 | 3,600.0 | 93.17% |
| 3,000.0 | 99.53% | 2,929.0 | 3,000.0 | 97.63% | 3,141.0 | 3,000.0 | 104.70% |
| 3,000.0 | 67.57% | 2,074.0 | 3,000.0 | 69.13% | 2,051.0 | 3,000.0 | 68.37% |
| 5,400.0 | 101.07% | 5,532.0 | 5,400.0 | 102.44% | 5,620.0 | 5,400.0 | 104.07% |
| 3,600.0 | 22.69% | 780.0 | 3,600.0 | 21.67% | | | |
| 2,600.0 | 95.00% | 2,420.0 | 2,600.0 | 93.08% | 2,218.0 | 2,600.0 | 85.31% |
| 3,200.0 | 90.59% | 3,041.0 | 3,200.0 | 95.03% | 3,165.0 | 3,200.0 | 98.91% |
| 3,000.0 | 91.40% | 2,582.0 | 3,000.0 | 86.07% | 2,886.0 | 3,000.0 | 96.20% |
| 6,800.0 | 92.16% | 6,368.0 | 6,800.0 | 93.65% | 6,728.0 | 6,800.0 | 98.94% |
| 4,000.0 | 95.30% | 3,948.0 | 4,000.0 | 98.70% | 3,798.0 | 4,800.0 | 79.13% |
| 2,200.0 | 70.27% | 1,883.0 | 2,200.0 | 85.59% | 2,171.0 | 2,200.0 | 98.68% |
| 3,000.0 | 87.83% | 2,669.0 | 3,000.0 | 88.97% | 2,617.0 | 3,000.0 | 87.23% |
| 6,200.0 | 98.23% | 5,793.0 | 6,200.0 | 93.44% | 5,743.0 | 6,200.0 | 92.63% |
| 7,000.0 | 90.54% | 6,138.0 | 7,000.0 | 87.69% | 6,282.0 | 7,000.0 | 89.74% |
| 7,000.0 | 28.37% | 1,746.0 | 7,000.0 | 24.94% | | | |
| 8,400.0 | 103.82% | 8,692.0 | 8,400.0 | 103.48% | 8,592.0 | 8,400.0 | 102.29% |
| 109,000.0 | 76.06% | 81,365.0 | 109,000.0 | 74.65% | 78,175.0 | 84,000.0 | 93.07% |

| | | | | | | | |
|-----|--|--|-----|--|--|-----|--|
| 4.0 | | | 4.0 | | | 4.0 | |
| 6.0 | | | 6.0 | | | | |
| 7.0 | | | 7.0 | | | 7.0 | |
| 5.0 | | | 5.0 | | | 5.0 | |
| 4.0 | | | 4.0 | | | 4.0 | |
| 9.0 | | | 9.0 | | | | |
| 3.0 | | | 3.0 | | | 3.0 | |
| 3.0 | | | 3.0 | | | 3.0 | |
| 3.0 | | | 3.0 | | | 3.0 | |
| 5.0 | | | 5.0 | | | 5.0 | |
| 3.0 | | | 3.0 | | | | |

| | | | | |
|--------------|--|--------------|--|-------------|
| 2.0 | | 2.0 | | 2.0 |
| 3.0 | | 3.0 | | 3.0 |
| 3.0 | | 3.0 | | 3.0 |
| 6.0 | | 6.0 | | 6.0 |
| 4.0 | | 4.0 | | 4.0 |
| 2.0 | | 2.0 | | 2.0 |
| 3.0 | | 3.0 | | 3.0 |
| 6.0 | | 6.0 | | 6.0 |
| 7.0 | | 7.0 | | 7.0 |
| 7.0 | | 7.0 | | 7.0 |
| 7.0 | | 7.0 | | 7.0 |
| 102.0 | | 102.0 | | 77.0 |

| | | | | | | | |
|----------------|---------------|----------------|----------------|---------------|----------------|----------------|---------------|
| 408.0 | 73.53% | 423.0 | 408.0 | 103.68% | 452.0 | 408.0 | 110.78% |
| 192.0 | 0.00% | 0.0 | 192.0 | 0.00% | | | |
| 600.0 | 46.33% | 468.0 | 600.0 | 78.00% | 490.0 | 600.0 | 81.67% |
| 192.0 | 15.63% | 116.0 | 192.0 | 60.42% | 119.0 | 192.0 | 61.98% |
| 384.0 | 92.19% | 222.0 | 384.0 | 57.81% | 176.0 | 384.0 | 45.83% |
| 192.0 | 142.19% | 321.0 | 192.0 | 167.19% | | | |
| 384.0 | 96.09% | 410.0 | 384.0 | 106.77% | 450.0 | 384.0 | 117.19% |
| 192.0 | 27.60% | 133.0 | 192.0 | 69.27% | 221.0 | 192.0 | 115.10% |
| - | - | - | - | - | | | |
| 600.0 | 72.83% | 542.0 | 600.0 | 90.33% | 604.0 | 600.0 | 100.67% |
| 192.0 | 28.13% | 33.0 | 192.0 | 17.19% | | | |
| 408.0 | 67.16% | 290.0 | 408.0 | 71.08% | 475.0 | 408.0 | 116.42% |
| 384.0 | 89.84% | 383.0 | 384.0 | 99.74% | 286.0 | 384.0 | 74.48% |
| 576.0 | 46.35% | 369.0 | 576.0 | 64.06% | 536.0 | 576.0 | 93.06% |
| 600.0 | 80.67% | 422.0 | 600.0 | 70.33% | 382.0 | 600.0 | 63.67% |
| 600.0 | 75.17% | 565.0 | 600.0 | 94.17% | | | |
| 600.0 | 109.33% | 468.0 | 600.0 | 78.00% | 582.0 | 600.0 | 97.00% |
| 6,504.0 | 71.11% | 5,165.0 | 6,504.0 | 79.41% | 4,773.0 | 5,328.0 | 89.58% |

| | | | | | | | |
|---------|--------|---------|---------|---------|---------|---------|---------|
| 1,428.0 | 83.05% | 1,582.0 | 1,428.0 | 110.78% | 2,064.0 | 1,428.0 | 144.54% |
| 672.0 | 0.00% | 0.0 | 672.0 | 0.00% | | | |
| 2,100.0 | 20.71% | 883.0 | 2,100.0 | 42.05% | 2,108.0 | 2,100.0 | 100.38% |
| 672.0 | 3.57% | 489.0 | 672.0 | 72.77% | 547.0 | 672.0 | 81.40% |
| 1,344.0 | 96.43% | 909.0 | 1,344.0 | 67.63% | 536.0 | 1,344.0 | 39.88% |
| 672.0 | 70.39% | 858.0 | 672.0 | 127.68% | | | |
| 1,344.0 | 72.25% | 1,383.0 | 1,344.0 | 102.90% | 1,456.0 | 1,344.0 | 108.33% |
| 672.0 | 31.10% | 517.0 | 672.0 | 76.93% | 771.0 | 672.0 | 114.73% |
| - | - | - | - | - | | | |
| 2,100.0 | 86.90% | 1,862.0 | 2,100.0 | 88.67% | 2,258.0 | 2,100.0 | 107.52% |
| 672.0 | 33.04% | 97.0 | 672.0 | 14.43% | | | |

| | | | | | | | |
|-----------------|---------------|-----------------|-----------------|---------------|-----------------|-----------------|---------------|
| 1,428.0 | 97.41% | 1,092.0 | 1,428.0 | 76.47% | 1,418.0 | 1,428.0 | 99.30% |
| 1,344.0 | 86.24% | 1,085.0 | 1,344.0 | 80.73% | 814.0 | 1,344.0 | 60.57% |
| 2,016.0 | 45.63% | 1,248.0 | 2,016.0 | 61.90% | 2,067.0 | 2,016.0 | 102.53% |
| 2,100.0 | 356.33% | 1,823.0 | 2,100.0 | 86.81% | 1,615.0 | 2,080.0 | 77.64% |
| 2,100.0 | 56.38% | 1,765.0 | 2,100.0 | 84.05% | | | |
| 2,100.0 | 98.19% | 1,485.0 | 2,100.0 | 70.71% | 1,907.0 | 2,100.0 | 90.81% |
| 22,764.0 | 91.55% | 17,078.0 | 22,764.0 | 75.02% | 17,561.0 | 18,628.0 | 94.27% |

| | | | | | | | |
|--------------|---------------|--------------|--------------|----------------|--------------|--------------|----------------|
| 96.0 | 130.21% | 251.0 | 96.0 | 261.46% | | | |
| 96.0 | 0.00% | 0.0 | 96.0 | 0.00% | | | |
| 96.0 | 105.21% | 113.0 | 96.0 | 117.71% | 90.0 | 96.0 | 93.75% |
| 192.0 | 95.83% | 168.0 | 192.0 | 87.50% | 248.0 | 192.0 | 129.17% |
| 480.0 | 85.42% | 532.0 | 480.0 | 110.83% | 338.0 | 288.0 | 117.36% |

| | | | | | | | |
|----------------|---------------|----------------|----------------|----------------|----------------|----------------|----------------|
| 336.0 | 119.64% | 993.0 | 336.0 | 295.54% | | | |
| 336.0 | 0.30% | 0.0 | 336.0 | 0.00% | | | |
| 336.0 | 89.58% | 332.0 | 336.0 | 98.81% | 328.0 | 336.0 | 97.62% |
| 672.0 | 77.53% | 547.0 | 672.0 | 81.40% | 773.0 | 672.0 | 115.03% |
| 1,680.0 | 72.92% | 1,872.0 | 1,680.0 | 111.43% | 1,101.0 | 1,008.0 | 109.23% |

| | | | | | | | |
|--------------|---------------|--------------|--------------|---------------|--------------|--------------|----------------|
| 575.0 | 98.61% | 549.0 | 575.0 | 95.48% | 667.0 | 575.0 | 116.00% |
| 575.0 | 98.61% | 549.0 | 575.0 | 95.48% | 667.0 | 575.0 | 116.00% |

| | | | | | | | |
|--------------|----------------|--------------|--------------|----------------|--------------|--------------|----------------|
| 575.0 | 115.83% | 616.0 | 575.0 | 107.13% | 630.0 | 575.0 | 109.57% |
| 575.0 | 115.83% | 616.0 | 575.0 | 107.13% | 630.0 | 575.0 | 109.57% |

| | | | | | | | |
|--------------|----------------|--------------|--------------|---------------|--------------|--------------|---------------|
| 345.0 | 107.54% | 342.0 | 345.0 | 99.13% | 310.0 | 345.0 | 89.86% |
| 345.0 | 107.54% | 342.0 | 345.0 | 99.13% | 310.0 | 345.0 | 89.86% |

| | | | | | | | |
|--------------|----------------|--------------|--------------|----------------|--------------|--------------|---------------|
| 460.0 | 105.43% | 516.0 | 460.0 | 112.17% | 379.0 | 460.0 | 82.39% |
| 460.0 | 105.43% | 516.0 | 460.0 | 112.17% | 379.0 | 460.0 | 82.39% |

| | | | | | | | |
|--------------|---------------|--------------|--------------|----------------|--------------|--------------|---------------|
| 575.0 | 84.87% | 701.0 | 575.0 | 121.91% | 492.0 | 690.0 | 71.30% |
| 575.0 | 84.87% | 701.0 | 575.0 | 121.91% | 492.0 | 690.0 | 71.30% |

| | | | | | | | |
|--------------|----------------|--------------|--------------|----------------|--------------|--------------|---------------|
| 632.0 | 110.13% | 732.0 | 632.0 | 115.82% | 584.0 | 632.0 | 92.41% |
| 632.0 | 110.13% | 732.0 | 632.0 | 115.82% | 584.0 | 632.0 | 92.41% |

| | | | | | | | |
|--------------|----------------|--------------|--------------|----------------|--------------|--------------|----------------|
| | | | | | | | |
| | | | | | | | |
| 345.0 | 104.35% | 301.0 | 345.0 | 87.25% | 398.0 | 345.0 | 115.36% |
| 345.0 | 104.35% | 301.0 | 345.0 | 87.25% | 398.0 | 345.0 | 115.36% |
| | | | | | | | |
| | | | | | | | |
| 115.0 | 109.57% | 134.0 | 115.0 | 116.52% | 129.0 | 115.0 | 112.17% |
| 115.0 | 109.57% | 134.0 | 115.0 | 116.52% | 129.0 | 115.0 | 112.17% |
| | | | | | | | |
| | | | | | | | |
| 345.0 | 124.35% | 390.0 | 345.0 | 113.04% | 426.0 | 345.0 | 123.48% |
| 345.0 | 124.35% | 390.0 | 345.0 | 113.04% | 426.0 | 345.0 | 123.48% |
| | | | | | | | |
| | | | | | | | |
| | | | | | | | |
| | | | | | | | |
| | | | | | | | |
| 230.0 | 44.78% | 243.0 | 230.0 | 105.65% | 239.0 | 230.0 | 103.91% |
| 230.0 | 44.78% | 243.0 | 230.0 | 105.65% | 239.0 | 230.0 | 103.91% |
| | | | | | | | |
| | | | | | | | |
| 690.0 | 62.75% | 644.0 | 690.0 | 93.33% | 732.0 | 690.0 | 106.09% |
| 690.0 | 62.75% | 644.0 | 690.0 | 93.33% | 732.0 | 690.0 | 106.09% |
| | | | | | | | |
| | | | | | | | |
| 230.0 | 120.43% | 217.0 | 230.0 | 94.35% | 248.0 | 230.0 | 107.83% |
| 230.0 | 120.43% | 217.0 | 230.0 | 94.35% | 248.0 | 230.0 | 107.83% |
| | | | | | | | |
| | | | | | | | |
| 230.0 | 86.96% | 156.0 | 230.0 | 67.83% | 201.0 | 230.0 | 87.39% |
| 230.0 | 86.96% | 156.0 | 230.0 | 67.83% | 201.0 | 230.0 | 87.39% |
| | | | | | | | |
| | | | | | | | |
| 230.0 | 129.57% | 213.0 | 230.0 | 92.61% | 180.0 | 230.0 | 78.26% |
| 230.0 | 129.57% | 213.0 | 230.0 | 92.61% | 180.0 | 230.0 | 78.26% |
| | | | | | | | |
| | | | | | | | |
| 115.0 | 212.17% | 138.0 | 115.0 | 120.00% | 302.0 | 115.0 | 262.61% |
| 115.0 | 212.17% | 138.0 | 115.0 | 120.00% | 302.0 | 115.0 | 262.61% |
| | | | | | | | |
| | | | | | | | |
| 150.0 | 73.33% | 145.0 | 150.0 | 96.67% | 72.0 | 150.0 | 48.00% |
| 150.0 | 73.33% | 145.0 | 150.0 | 96.67% | 72.0 | 150.0 | 48.00% |

| | | | | | | | |
|--------------|----------------|--------------|--------------|----------------|--------------|--------------|----------------|
| 115.0 | 0.00% | 75.0 | 115.0 | 65.22% | 93.0 | 115.0 | 80.87% |
| 115.0 | 0.00% | 75.0 | 115.0 | 65.22% | 93.0 | 115.0 | 80.87% |
| | | | | | | | |
| | | | | | | | |
| | | | | | | | |
| 30.0 | 93.33% | 35.0 | 30.0 | 116.67% | 0.0 | 30.0 | 0.00% |
| 30.0 | 93.33% | 35.0 | 30.0 | 116.67% | 0.0 | 30.0 | 0.00% |
| | | | | | | | |
| 220.0 | 146.36% | 324.0 | 220.0 | 147.27% | 333.0 | 220.0 | 151.36% |
| 220.0 | 195.00% | 411.0 | 220.0 | 186.82% | 410.0 | 220.0 | 186.36% |
| 440.0 | 170.68% | 735.0 | 440.0 | 167.05% | 743.0 | 440.0 | 168.86% |
| | | | | | | | |
| 190.0 | 265.26% | 495.0 | 190.0 | 260.53% | 494.0 | 190.0 | 260.00% |
| 190.0 | 265.26% | 495.0 | 190.0 | 260.53% | 494.0 | 190.0 | 260.00% |
| | | | | | | | |
| 120.0 | 110.83% | 112.0 | 120.0 | 93.33% | 116.0 | 120.0 | 96.67% |
| 120.0 | 100.00% | 116.0 | 120.0 | 96.67% | 119.0 | 120.0 | 99.17% |
| 240.0 | 105.42% | 228.0 | 240.0 | 95.00% | 235.0 | 240.0 | 97.92% |
| | | | | | | | |
| 60.0 | 103.33% | 80.0 | 60.0 | 133.33% | 80.0 | 60.0 | 133.33% |
| 70.0 | 124.29% | 62.0 | 70.0 | 88.57% | 102.0 | 70.0 | 145.71% |
| 130.0 | 114.62% | 142.0 | 130.0 | 109.23% | 182.0 | 130.0 | 140.00% |
| | | | | | | | |
| 2,054.0 | 162.71% | | | | | | |
| 2,054.0 | 81.26% | | | | | | |
| 1,422.0 | 100.63% | 1,521.0 | 1,422.0 | 106.96% | 1,222.0 | 1,422.0 | 85.94% |
| 1,316.0 | 1.98% | 0.0 | 1,316.0 | 0.00% | 124.0 | 1,316.0 | 9.42% |
| 474.0 | 96.84% | 383.0 | 474.0 | 80.80% | 395.0 | 474.0 | 83.33% |
| 1,052.0 | 82.89% | 739.0 | 1,052.0 | 70.25% | 733.0 | 1,052.0 | 69.68% |
| | | 1,090.0 | | | 1,622.0 | | |
| 790.0 | 112.41% | 731.0 | 790.0 | 92.53% | 749.0 | 790.0 | 94.81% |
| 2,054.0 | 79.84% | | | | | | |
| 2,054.0 | 75.56% | | | | | | |
| 1,105.0 | 44.43% | 911.0 | 1,105.0 | 82.44% | 1,077.0 | 1,105.0 | 97.47% |
| 1,580.0 | 115.00% | 1,392.0 | 1,580.0 | 88.10% | 1,465.0 | 1,580.0 | 92.72% |

| | | | | | | | |
|-----------------|----------------|-----------------|-----------------|----------------|-----------------|-----------------|----------------|
| 948.0 | 90.40% | 857.0 | 948.0 | 90.40% | 988.0 | 948.0 | 104.22% |
| 632.0 | 111.39% | 583.0 | 632.0 | 92.25% | 789.0 | 632.0 | 124.84% |
| - | - | 0.0 | 1,580.0 | 0.00% | | | |
| 1,841.0 | 68.55% | 1,641.0 | | | 1,207.0 | 1,841.0 | 65.56% |
| | | 1,307.0 | | | 1,235.0 | | |
| 789.0 | 79.59% | 604.0 | 789.0 | 76.55% | 676.0 | 947.0 | 71.38% |
| - | - | - | - | - | - | - | - |
| 20,165.0 | 101.65% | 11,759.0 | 11,688.0 | 100.61% | 12,282.0 | 12,107.0 | 101.45% |

| | | | | | | | |
|----------------|---------------|----------------|----------------|---------------|----------------|----------------|---------------|
| 474.0 | 6.54% | | | | | | |
| 474.0 | 95.78% | | | | | | |
| 895.0 | 84.36% | 563.0 | 895.0 | 62.91% | 581.0 | 895.0 | 64.92% |
| 263.0 | 0.00% | 0.0 | 263.0 | 0.00% | 0.0 | 263.0 | 0.00% |
| 316.0 | 94.30% | 102.0 | 316.0 | 32.28% | 255.0 | 316.0 | 80.70% |
| 684.0 | 68.42% | 342.0 | 684.0 | 50.00% | 335.0 | 684.0 | 48.98% |
| | | 324.0 | | | 433.0 | | |
| 263.0 | 90.87% | 219.0 | 263.0 | 83.27% | 298.0 | 263.0 | 113.31% |
| 474.0 | 81.01% | | | | | | |
| 316.0 | 134.18% | | | | | | |
| 747.0 | 50.20% | 314.0 | 747.0 | 42.03% | 378.0 | 747.0 | 50.60% |
| 632.0 | 62.66% | 632.0 | 632.0 | 100.00% | 631.0 | 632.0 | 99.84% |
| 799.0 | 57.95% | 491.0 | 799.0 | 61.45% | 594.0 | 799.0 | 74.34% |
| 394.0 | 82.23% | 323.0 | 394.0 | 81.98% | 285.0 | 394.0 | 72.34% |
| | | 511.0 | 632.0 | 80.85% | | | |
| 263.0 | 129.28% | 511.0 | | | 566.0 | 526.0 | 107.60% |
| | | 446.0 | | | 491.0 | | |
| 316.0 | 93.35% | 252.0 | 316.0 | 79.75% | 272.0 | 316.0 | 86.08% |
| - | - | - | - | - | - | - | - |
| 7,310.0 | 85.77% | 5,030.0 | 5,941.0 | 84.67% | 5,119.0 | 5,835.0 | 87.73% |

| | | | | | | | |
|---------|---------|-------|---------|---------|-------|---------|--------|
| 474.0 | 66.67% | | | | | | |
| 474.0 | 83.76% | | | | | | |
| 632.0 | 90.35% | 551.0 | 632.0 | 87.18% | 416.0 | 632.0 | 65.82% |
| 1,052.0 | 0.00% | 0.0 | 1,052.0 | 0.00% | 0.0 | 1,052.0 | 0.00% |
| 263.0 | 63.50% | 266.0 | 263.0 | 101.14% | 244.0 | 263.0 | 92.78% |
| 526.0 | 45.82% | 344.0 | 526.0 | 65.40% | 443.0 | 526.0 | 84.22% |
| | | 312.0 | | | 253.0 | | |
| 316.0 | 103.80% | 301.0 | 316.0 | 95.25% | 307.0 | 316.0 | 97.15% |
| 790.0 | 75.06% | | | | | | |

| | | | | | | | |
|----------------|----------------|----------------|----------------|---------------|----------------|----------------|----------------|
| 790.0 | 72.66% | | | | | | |
| 421.0 | 81.95% | 463.0 | 421.0 | 109.98% | 265.0 | 421.0 | 62.95% |
| 948.0 | 87.66% | 863.0 | 948.0 | 91.03% | 729.0 | 948.0 | 76.90% |
| 526.0 | 84.41% | 474.0 | 526.0 | 90.11% | 493.0 | 526.0 | 93.73% |
| 526.0 | 80.61% | 367.0 | 526.0 | 69.77% | 449.0 | 526.0 | 85.36% |
| - | - | 0.0 | 632.0 | 0.00% | | | |
| 526.0 | 94.11% | 419.0 | | | 618.0 | 789.0 | 78.33% |
| | | 545.0 | | | 571.0 | | |
| 158.0 | 189.24% | 196.0 | 158.0 | 124.05% | 269.0 | 474.0 | 56.75% |
| - | - | - | - | - | - | - | - |
| 8,422.0 | 80.18% | 5,101.0 | 6,000.0 | 85.02% | 5,057.0 | 6,473.0 | 78.12% |
| | | | | | | | |
| - | - | - | - | - | | | |
| 300.0 | 58.33% | 245.0 | 300.0 | 81.67% | 324.0 | 300.0 | 108.00% |
| 525.0 | 28.57% | 182.0 | 525.0 | 34.67% | 241.0 | 525.0 | 45.90% |
| 230.0 | 109.57% | 247.0 | 230.0 | 107.39% | 234.0 | 230.0 | 101.74% |
| | | 219.0 | | | 214.0 | | |
| 1,055.0 | 70.62% | 893.0 | 1,055.0 | 84.64% | 1,013.0 | 1,055.0 | 96.02% |
| | | | | | | | |
| 96.0 | 126.04% | 85.0 | 96.0 | 88.54% | 88.0 | 96.0 | 91.67% |
| - | - | - | - | - | - | - | - |
| 96.0 | 126.04% | 85.0 | 96.0 | 88.54% | 88.0 | 96.0 | 91.67% |
| | | | | | | | |
| - | - | - | - | - | - | - | - |
| | | | | | | | |
| 208.0 | 104.33% | 204.0 | 208.0 | 98.08% | 277.0 | 208.0 | 133.17% |
| 208.0 | 104.33% | 204.0 | 208.0 | 98.08% | 277.0 | 208.0 | 133.17% |
| | | | | | | | |
| | | | | | | | |
| | | | | | | | |
| 560.0 | 23.39% | | | | | | |
| 272.0 | 0.00% | | | | | | |
| 576.0 | 73.09% | 554.0 | 576.0 | 96.18% | 605.0 | 576.0 | 105.03% |
| 176.0 | 0.00% | 0.0 | 176.0 | 0.00% | 0.0 | 176.0 | 0.00% |
| 288.0 | 58.68% | 242.0 | 288.0 | 84.03% | 245.0 | 192.0 | 127.60% |

| | | | | | | | |
|-----------------|----------------|-----------------|-----------------|----------------|-----------------|-----------------|----------------|
| 576.0 | 88.02% | 491.0 | 576.0 | 85.24% | 538.0 | 576.0 | 93.40% |
| | | 393.0 | | | 591.0 | | |
| 480.0 | 116.67% | 404.0 | 480.0 | 84.17% | 429.0 | 480.0 | 89.38% |
| 272.0 | 67.65% | | | | | | |
| 836.0 | 62.20% | | | | | | |
| 480.0 | 98.54% | 423.0 | 480.0 | 88.13% | 458.0 | 480.0 | 95.42% |
| 576.0 | 89.41% | 533.0 | 576.0 | 92.53% | 542.0 | 576.0 | 94.10% |
| 288.0 | 83.68% | 195.0 | 288.0 | 67.71% | 278.0 | 288.0 | 96.53% |
| 288.0 | 85.42% | 197.0 | 288.0 | 68.40% | 294.0 | 288.0 | 102.08% |
| - | - | 104.0 | 672.0 | 15.48% | | | |
| 80.0 | 93.75% | 104.0 | | | 45.0 | 96.0 | 46.88% |
| | | 419.0 | | | 506.0 | | |
| 288.0 | 104.51% | 295.0 | 288.0 | 102.43% | 330.0 | 288.0 | 114.58% |
| - | - | - | - | - | - | - | - |
| 6,036.0 | 84.33% | 4,354.0 | 4,688.0 | 92.88% | 4,861.0 | 4,016.0 | 121.04% |
| 1,880.0 | 16.97% | | | | | | |
| 872.0 | 0.00% | | | | | | |
| 2,016.0 | 75.84% | 2,101.0 | 2,016.0 | 104.22% | 2,408.0 | 2,016.0 | 119.44% |
| 536.0 | 0.19% | 0.0 | 536.0 | 0.00% | 0.0 | 536.0 | 0.00% |
| 1,008.0 | 63.49% | 846.0 | 1,008.0 | 83.93% | 685.0 | 664.0 | 103.16% |
| 2,016.0 | 86.11% | 1,712.0 | 2,016.0 | 84.92% | 1,910.0 | 2,016.0 | 94.74% |
| | | 1,291.0 | | | 2,002.0 | | |
| 1,680.0 | 144.52% | 1,706.0 | 1,680.0 | 101.55% | 1,545.0 | 1,680.0 | 91.96% |
| 872.0 | 24.31% | | | | | | |
| 2,416.0 | 322.64% | | | | | | |
| 1,680.0 | 95.77% | 1,270.0 | 1,680.0 | 75.60% | 1,415.0 | 1,680.0 | 84.23% |
| 2,016.0 | 122.32% | 2,534.0 | 2,016.0 | 125.69% | 2,006.0 | 2,016.0 | 99.50% |
| 1,008.0 | 86.41% | 714.0 | 1,008.0 | 70.83% | 1,140.0 | 1,008.0 | 113.10% |
| 1,008.0 | 72.62% | 680.0 | 1,008.0 | 67.46% | 1,174.0 | 1,008.0 | 116.47% |
| - | - | 256.0 | 672.0 | 38.10% | | | |
| 200.0 | 99.00% | 256.0 | | | 110.0 | 336.0 | 32.74% |
| | | 1,551.0 | | | 1,782.0 | | |
| 1,008.0 | 88.69% | 1,011.0 | 1,008.0 | 100.30% | 1,067.0 | 1,008.0 | 105.85% |
| - | - | - | - | - | - | - | - |
| 20,216.0 | 120.60% | 15,928.0 | 14,648.0 | 108.74% | 17,244.0 | 13,968.0 | 123.45% |
| 60.0 | 198.33% | 116.0 | 60.0 | 193.33% | 128.0 | 60.0 | 213.33% |
| 60.0 | 125.00% | 169.0 | 60.0 | 281.67% | 153.0 | 60.0 | 255.00% |

| | | | | | | | |
|-------|---------|---------|-------|---------|---------|-------|---------|
| 120.0 | 161.67% | 285.0 | 120.0 | 237.50% | 281.0 | 120.0 | 234.17% |
| 80.0 | 237.50% | 143.0 | 80.0 | 178.75% | 166.0 | 80.0 | 207.50% |
| 160.0 | 45.63% | 7.0 | 160.0 | 4.38% | 43.0 | 160.0 | 26.88% |
| 240.0 | 109.58% | 150.0 | 240.0 | 62.50% | 209.0 | 240.0 | 87.08% |
| 120.0 | 62.50% | 53.0 | 120.0 | 44.17% | 41.0 | 120.0 | 34.17% |
| 80.0 | 95.00% | 75.0 | 80.0 | 93.75% | 46.0 | 80.0 | 57.50% |
| 200.0 | 75.50% | 128.0 | 200.0 | 64.00% | 87.0 | 200.0 | 43.50% |
| 80.0 | 210.00% | 166.0 | 80.0 | 207.50% | 165.0 | 80.0 | 206.25% |
| 80.0 | 252.50% | 148.0 | 80.0 | 185.00% | 54.0 | 80.0 | 67.50% |
| 160.0 | 231.25% | 314.0 | 160.0 | 196.25% | 219.0 | 160.0 | 136.88% |
| | | 97.0 | | | 87.0 | | |
| | | 80.0 | | | 116.0 | | |
| | | 177.0 | | | 203.0 | | |
| 160.0 | 118.75% | 191.0 | 160.0 | 119.38% | 194.0 | 160.0 | 121.25% |
| 160.0 | 118.75% | 191.0 | 160.0 | 119.38% | 194.0 | 160.0 | 121.25% |
| 480.0 | 100.21% | 425.0 | 480.0 | 88.54% | 501.0 | 480.0 | 104.38% |
| 480.0 | 143.75% | 693.0 | 480.0 | 144.38% | 686.0 | 480.0 | 142.92% |
| 960.0 | 121.98% | 1,118.0 | 960.0 | 116.46% | 1,187.0 | 960.0 | 123.65% |
| 160.0 | 82.50% | 143.0 | 160.0 | 89.38% | 209.0 | 160.0 | 130.63% |
| 160.0 | 82.50% | 143.0 | 160.0 | 89.38% | 209.0 | 160.0 | 130.63% |
| 160.0 | 86.88% | 135.0 | 160.0 | 84.38% | 174.0 | 160.0 | 108.75% |
| 160.0 | 116.88% | 212.0 | 160.0 | 132.50% | 218.0 | 160.0 | 136.25% |
| 320.0 | 101.88% | 347.0 | 320.0 | 108.44% | 392.0 | 320.0 | 122.50% |
| 10.0 | 110.00% | 19.0 | 10.0 | 190.00% | 17.0 | 10.0 | 170.00% |
| 10.0 | 240.00% | 24.0 | 10.0 | 240.00% | 32.0 | 10.0 | 320.00% |
| 20.0 | 175.00% | 43.0 | 20.0 | 215.00% | 49.0 | 20.0 | 245.00% |

| | | | | | | | |
|----------------|----------------|----------------|----------------|----------------|----------------|----------------|----------------|
| 90.0 | 97.78% | 89.0 | 90.0 | 98.89% | 101.0 | 100.0 | 101.00% |
| 100.0 | 104.00% | 100.0 | 100.0 | 100.00% | 133.0 | 100.0 | 133.00% |
| 190.0 | 101.05% | 189.0 | 190.0 | 99.47% | 234.0 | 200.0 | 117.00% |
| | | | | | | | |
| 100.0 | 102.00% | 90.0 | 100.0 | 90.00% | 41.0 | 40.0 | 102.50% |
| 300.0 | 97.00% | 280.0 | 300.0 | 93.33% | 120.0 | 100.0 | 120.00% |
| 400.0 | 98.25% | 370.0 | 400.0 | 92.50% | 161.0 | 140.0 | 115.00% |
| | | | | | | | |
| - | - | - | - | - | - | - | - |
| 90.0 | 95.56% | 92.0 | 90.0 | 102.22% | 129.0 | 300.0 | 43.00% |
| 90.0 | 95.56% | 92.0 | 90.0 | 102.22% | 129.0 | 300.0 | 43.00% |
| | | | | | | | |
| 130.0 | 127.69% | 139.0 | 130.0 | 106.92% | 184.0 | 330.0 | 55.76% |
| 130.0 | 127.69% | 139.0 | 130.0 | 106.92% | 184.0 | 330.0 | 55.76% |
| | | | | | | | |
| - | - | - | - | - | - | - | - |
| 50.0 | 102.00% | 41.0 | 50.0 | 82.00% | 59.0 | 200.0 | 29.50% |
| 50.0 | 102.00% | 41.0 | 50.0 | 82.00% | 59.0 | 200.0 | 29.50% |
| | | | | | | | |
| - | - | - | - | - | - | - | - |
| | | | | | | | |
| 1,200.0 | 103.92% | 1,128.0 | 1,200.0 | 94.00% | 1,182.0 | 1,200.0 | 98.50% |
| 1,200.0 | 100.08% | 1,111.0 | 1,200.0 | 92.58% | 569.0 | 600.0 | 94.83% |
| 300.0 | 92.33% | 267.0 | 300.0 | 89.00% | 148.0 | 130.0 | 113.85% |
| 2,700.0 | 100.93% | 2,506.0 | 2,700.0 | 92.81% | 1,899.0 | 1,930.0 | 98.39% |
| | | | | | | | |
| 250.0 | 104.80% | 305.0 | 250.0 | 122.00% | 175.0 | 200.0 | 87.50% |
| 250.0 | 104.80% | 305.0 | 250.0 | 122.00% | 175.0 | 200.0 | 87.50% |
| | | | | | | | |
| | | 113.0 | | | 119.0 | | |
| | | 113.0 | | | 119.0 | | |
| | | | | | | | |
| 800.0 | 101.63% | 1,004.0 | 800.0 | 125.50% | 761.0 | 750.0 | 101.47% |
| 800.0 | 101.63% | 1,004.0 | 800.0 | 125.50% | 761.0 | 750.0 | 101.47% |

| | | | | | | | |
|--------------|----------------|--------------|--------------|----------------|----------------|--------------|----------------|
| - | - | - | - | - | | | |
| - | - | - | - | - | | | |
| - | - | - | - | - | | | |
| - | - | - | - | - | | | |
| - | - | - | - | - | | | |
| 60.0 | 123.33% | 80.0 | 60.0 | 133.33% | 73.0 | 60.0 | 121.67% |
| 60.0 | 121.67% | 75.0 | 60.0 | 125.00% | 75.0 | 60.0 | 125.00% |
| 60.0 | 103.33% | 69.0 | 60.0 | 115.00% | 70.0 | 60.0 | 116.67% |
| 60.0 | 118.33% | 65.0 | 60.0 | 108.33% | 73.0 | 60.0 | 121.67% |
| 60.0 | 103.33% | 66.0 | 60.0 | 110.00% | 70.0 | 60.0 | 116.67% |
| 60.0 | 113.33% | 75.0 | 60.0 | 125.00% | 75.0 | 60.0 | 125.00% |
| 360.0 | 113.89% | 430.0 | 360.0 | 119.44% | 436.0 | 360.0 | 121.11% |
| - | - | - | - | - | | | |
| 180.0 | 114.44% | 206.0 | 180.0 | 114.44% | 2,018.0 | 180.0 | 1121.11% |
| 120.0 | 118.33% | 155.0 | 120.0 | 129.17% | 145.0 | 120.0 | 120.83% |
| 300.0 | 116.00% | 361.0 | 300.0 | 120.33% | 2,163.0 | 300.0 | 721.00% |
| 155.0 | 127.10% | 228.0 | 155.0 | 147.10% | | | |
| 155.0 | 239.35% | 379.0 | 155.0 | 244.52% | 376.0 | 155.0 | 242.58% |
| 155.0 | 178.06% | 269.0 | 155.0 | 173.55% | 284.0 | 155.0 | 183.23% |
| 465.0 | 181.51% | 876.0 | 465.0 | 188.39% | 660.0 | 310.0 | 212.90% |
| - | - | - | - | - | | | |
| - | - | - | - | - | | | |
| - | - | - | - | - | | | |
| - | - | - | - | - | | | |

| | | | | | |
|---|---|-----------------|---|---|-----------------|
| - | - | - | - | - | |
| - | - | - | - | - | |
| - | - | - | - | - | |
| - | - | - | - | - | |
| - | - | - | - | - | |
| - | - | - | - | - | |
| - | - | - | - | - | |
| - | - | - | - | - | |
| - | - | - | - | - | |
| - | - | - | - | - | |
| | | 13,218.0 | | | 12,572.0 |
| | | 13,218.0 | | | 12,572.0 |
| | | 1,930.0 | | | 1,848.0 |
| | | 1,930.0 | | | 1,848.0 |
| | | 2,444.0 | | | 2,348.0 |
| | | 2,444.0 | | | 2,348.0 |
| | | 100.0 | | | 126.0 |
| | | 274.0 | | | 266.0 |
| | | 374.0 | | | 392.0 |
| | | 14,106.0 | | | 12,853.0 |

| | | | | | | | | |
|---------|-------------|-----------------|--------------|-------------|-----------------|--------------|-------------|---------------|
| | | 14,106.0 | | | 12,853.0 | | | |
| | | | | | | | | |
| | | 286.0 | | | 269.0 | | | |
| | | 286.0 | | | 269.0 | | | |
| | | | | | | | | |
| | | 15,422.0 | | | 14,686.0 | | | |
| | | 15,422.0 | | | 14,686.0 | | | |
| | | | | | | | | |
| | 8.0 | 100.00% | 8.0 | 8.0 | 100.00% | 8.0 | 8.0 | 100.00% |
| | 8.0 | 75.00% | 6.0 | 8.0 | 75.00% | 6.0 | 8.0 | 75.00% |
| | 8.0 | 87.50% | 7.0 | 8.0 | 87.50% | 7.0 | 8.0 | 87.50% |
| | 8.0 | 100.00% | 8.0 | 8.0 | 100.00% | 8.0 | 8.0 | 100.00% |
| | 32.0 | 90.63% | 29.0 | 32.0 | 90.63% | 29.0 | 32.0 | 90.63% |
| | | | | | | | | |
| | | | 8.0 | | | 8.0 | | |
| | | | 8.0 | | | 8.0 | | |
| | | | 8.0 | | | 8.0 | | |
| | | | 8.0 | | | 8.0 | | |
| | | | 32.0 | | | 32.0 | | |
| | | | | | | | | |
| | | | 100.0 | | | 100.0 | | |
| | | | 75.0 | | | 75.0 | | |
| | | | 87.5 | | | 87.5 | | |
| | | | 100.0 | | | 100.0 | | |
| | | | 362.5 | | | 362.5 | | |
| | | | | | | | | |
| | | | | | | | | |
| | 3.0 | | | 6.0 | | | 6.0 | |
| | 10.0 | | | 10.0 | | | 10.0 | |
| | 5.0 | | | 5.0 | | | 5.0 | |
| | 18.0 | | | 21.0 | | | 21.0 | |
| | | | | | | | | |
| | | | 1,237.0 | | | 1,307.0 | | |
| | | | 1,063.0 | | | 1,106.0 | | |
| 1,248.0 | 100.16% | 993.0 | 2,496.0 | 39.78% | 1,316.0 | 2,496.0 | 52.72% | |
| 2,912.0 | 117.55% | 2,924.0 | 4,160.0 | 70.29% | 3,028.0 | 4,160.0 | 72.79% | |

| | | | | | | | |
|----------------|----------------|-----------------|----------------|----------------|-----------------|----------------|----------------|
| | | 2,178.0 | | | 2,481.0 | | |
| 1,912.0 | 95.35% | 1,790.0 | 2,080.0 | 86.06% | 1,560.0 | 1,912.0 | 81.59% |
| 6,072.0 | 173.19% | 10,185.0 | 8,736.0 | 116.59% | 10,798.0 | 8,568.0 | 126.03% |

| | | | | | | | |
|----------------|----------------|----------------|----------------|----------------|----------------|----------------|----------------|
| | | 416.0 | | | 502.0 | | |
| | | 308.0 | | | 361.0 | | |
| 468.0 | 84.19% | 523.0 | 936.0 | 55.88% | 922.0 | 936.0 | 98.50% |
| 1,248.0 | 101.04% | 1,211.0 | 1,560.0 | 77.63% | 1,318.0 | 1,560.0 | 84.49% |
| | | 1,012.0 | | | 1,243.0 | | |
| 780.0 | 68.85% | 538.0 | 780.0 | 68.97% | 761.0 | 780.0 | 97.56% |
| 2,496.0 | 133.17% | 4,008.0 | 3,276.0 | 122.34% | 5,107.0 | 3,276.0 | 155.89% |

| | | | | | | | |
|-----------------|----------------|-----------------|-----------------|----------------|-----------------|-----------------|---------------|
| | | 3,148.0 | | | 3,010.0 | | |
| | | 780.0 | | | 883.0 | | |
| 3,000.0 | 92.77% | 2,856.0 | 6,000.0 | 47.60% | 2,877.0 | 7,400.0 | 38.88% |
| 9,600.0 | 92.73% | 10,620.0 | 12,000.0 | 88.50% | 10,986.0 | 12,000.0 | 91.55% |
| | | 1,746.0 | | | 1,850.0 | | |
| 5,000.0 | 101.02% | 4,635.0 | 5,000.0 | 92.70% | 4,509.0 | 5,000.0 | 90.18% |
| 17,600.0 | 127.86% | 23,785.0 | 23,000.0 | 103.41% | 24,115.0 | 24,400.0 | 98.83% |

| | | | | | | | |
|----------------|---------------|----------------|----------------|----------------|----------------|----------------|----------------|
| | | 0.0 | | | 185.0 | | |
| 312.0 | 0.00% | 468.0 | 408.0 | 114.71% | 649.0 | 408.0 | 159.07% |
| 408.0 | 96.81% | 543.0 | 408.0 | 133.09% | 585.0 | 408.0 | 143.38% |
| | | 565.0 | | | 481.0 | | |
| 600.0 | 63.67% | 385.0 | 600.0 | 64.17% | 339.0 | 600.0 | 56.50% |
| 1,320.0 | 93.03% | 1,961.0 | 1,416.0 | 138.49% | 2,239.0 | 1,416.0 | 158.12% |

| | | | | | | | |
|----------------|----------------|----------------|----------------|----------------|----------------|----------------|----------------|
| | | 0.0 | | | 696.0 | | |
| 1,092.0 | 0.00% | 1,262.0 | 1,428.0 | 88.38% | 2,013.0 | 1,428.0 | 140.97% |
| 1,428.0 | 128.71% | 1,744.0 | 1,428.0 | 122.13% | 1,997.0 | 1,428.0 | 139.85% |
| | | 1,765.0 | | | 1,265.0 | | |
| 2,100.0 | 88.86% | 1,614.0 | 2,100.0 | 76.86% | 966.0 | 2,100.0 | 46.00% |
| 4,620.0 | 105.80% | 6,385.0 | 4,956.0 | 128.83% | 6,937.0 | 4,956.0 | 139.97% |

| | | | | | | | |
|---------|--------|-------|---------|--------|-------|---------|--------|
| | | 192.0 | | | 119.0 | | |
| 421.0 | 0.00% | 0.0 | 421.0 | 0.00% | 0.0 | 421.0 | 0.00% |
| | | 450.0 | | | 256.0 | | |
| 316.0 | 0.00% | 0.0 | 316.0 | 0.00% | 0.0 | 316.0 | 0.00% |
| | | 0.0 | | | 0.0 | | |
| 1,312.0 | 53.35% | 671.0 | 1,312.0 | 51.14% | 676.0 | 1,106.0 | 61.12% |

| | | | | | | | |
|----------------|----------------|----------------|----------------|----------------|----------------|----------------|----------------|
| 2,049.0 | 71.01% | 1,313.0 | 2,049.0 | 64.08% | 1,051.0 | 1,843.0 | 57.03% |
| | | 172.0 | | | 199.0 | | |
| | | 213.0 | | | 140.0 | | |
| 158.0 | 0.00% | 0.0 | 158.0 | 0.00% | 0.0 | 158.0 | 0.00% |
| 526.0 | 77.00% | 405.0 | 526.0 | 77.00% | 389.0 | 632.0 | 61.55% |
| 684.0 | 115.50% | 790.0 | 684.0 | 115.50% | 728.0 | 790.0 | 92.15% |
| | | 383.0 | | | 359.0 | | |
| 421.0 | 0.00% | 0.0 | 421.0 | 0.00% | 0.0 | 421.0 | 0.00% |
| | | 305.0 | | | 208.0 | | |
| 158.0 | 0.00% | 0.0 | 158.0 | 0.00% | 0.0 | 158.0 | 0.00% |
| | | 0.0 | | | 0.0 | | |
| 526.0 | 87.64% | 460.0 | 526.0 | 87.45% | 441.0 | 526.0 | 83.84% |
| 1,105.0 | 120.36% | 1,148.0 | 1,105.0 | 103.89% | 1,008.0 | 1,105.0 | 91.22% |
| | | 117.0 | | | 146.0 | | |
| | | 117.0 | | | 146.0 | | |
| - | - | - | - | - | - | - | - |
| 96.0 | 42.71% | 0.0 | 96.0 | 0.00% | 0.0 | 96.0 | 0.00% |
| 96.0 | 42.71% | 0.0 | 96.0 | 0.00% | 0.0 | 96.0 | 0.00% |
| - | - | - | - | - | - | - | - |
| 336.0 | 47.02% | 0.0 | 336.0 | 0.00% | 0.0 | 336.0 | 0.00% |
| 336.0 | 47.02% | 0.0 | 336.0 | 0.00% | 0.0 | 336.0 | 0.00% |
| 140.0 | 88.57% | 124.0 | 140.0 | 88.57% | 126.0 | 140.0 | 90.00% |
| 140.0 | 88.57% | 124.0 | 140.0 | 88.57% | 126.0 | 140.0 | 90.00% |
| 8.0 | 100.00% | 8.0 | 8.0 | 100.00% | 8.0 | 8.0 | 100.00% |
| 8.0 | 100.00% | 8.0 | 8.0 | 100.00% | 8.0 | 8.0 | 100.00% |
| | | 8.0 | | | 8.0 | | |
| | | 8.0 | | | 8.0 | | |

| AGO Realizado | AGO Previsto | AGO % | SET Realizado | SET Previsto | SET % | OUT Realizado | OUT Previsto |
|------------------|-----------------|---------------|------------------|-----------------|---------------|------------------|-----------------|
| 838.0 | 1,664.0 | 50.36% | 917.0 | 1,664.0 | 55.11% | 1,381.0 | 1,664.0 |
| | | | | | | 2,351.0 | 2,412.0 |
| 2,024.0 | 3,244.0 | 62.39% | 2,471.0 | 3,244.0 | 76.17% | 2,538.0 | 3,244.0 |
| 1,827.0 | 1,996.0 | 91.53% | 1,801.0 | 1,996.0 | 90.23% | 1,873.0 | 1,996.0 |
| 910.0 | 1,996.0 | 45.59% | 817.0 | 1,996.0 | 40.93% | 1,320.0 | 1,580.0 |
| | | | | | | 3,658.0 | 3,744.0 |
| 1,348.0 | 1,164.0 | 115.81% | 1,165.0 | 1,164.0 | 100.09% | 1,317.0 | 1,164.0 |
| 1,242.0 | 1,248.0 | 99.52% | 1,092.0 | 1,248.0 | 87.50% | 1,323.0 | 1,248.0 |
| 817.0 | 1,248.0 | 65.46% | 688.0 | 1,248.0 | 55.13% | 1,225.0 | 1,248.0 |
| 2,193.0 | 2,080.0 | 105.43% | 1,610.0 | 2,080.0 | 77.40% | 1,993.0 | 2,080.0 |
| | | | | | | 1,007.0 | 1,248.0 |
| 150.0 | 664.0 | 22.59% | 532.0 | 664.0 | 80.12% | 878.0 | 664.0 |
| 1,170.0 | 1,164.0 | 100.52% | 931.0 | 1,164.0 | 79.98% | 530.0 | 1,164.0 |
| 1,403.0 | 1,248.0 | 112.42% | 1,388.0 | 1,248.0 | 111.22% | 1,420.0 | 1,248.0 |
| 2,027.0 | 2,412.0 | 84.04% | 1,897.0 | 2,412.0 | 78.65% | 2,020.0 | 2,412.0 |
| 1,812.0 | 1,664.0 | 108.89% | 1,516.0 | 1,664.0 | 91.11% | 1,445.0 | 1,664.0 |
| 723.0 | 832.0 | 86.90% | 595.0 | 832.0 | 71.51% | 871.0 | 832.0 |
| 1,037.0 | 1,580.0 | 65.63% | 1,028.0 | 1,580.0 | 65.06% | 1,231.0 | 1,164.0 |
| 1,902.0 | 2,496.0 | 76.20% | 2,067.0 | 2,496.0 | 82.81% | 2,062.0 | 2,496.0 |
| 2,203.0 | 2,576.0 | 85.52% | 2,177.0 | 2,576.0 | 84.51% | 2,304.0 | 2,660.0 |
| | | | | | | 2,648.0 | 2,912.0 |
| 2,574.0 | 2,828.0 | 91.02% | 1,858.0 | 2,828.0 | 65.70% | 2,452.0 | 2,828.0 |
| 26,200.0 | 32,104.0 | 81.61% | 24,550.0 | 32,104.0 | 76.47% | 37,847.0 | 41,672.0 |
| 777.0 | 624.0 | 124.52% | 606.0 | 624.0 | 97.12% | 959.0 | 624.0 |
| | | | | | | 828.0 | 936.0 |
| 1,017.0 | 1,248.0 | 81.49% | 954.0 | 1,248.0 | 76.44% | 1,225.0 | 1,248.0 |
| 839.0 | 780.0 | 107.56% | 893.0 | 780.0 | 114.49% | 749.0 | 780.0 |
| 541.0 | 624.0 | 86.70% | 442.0 | 624.0 | 70.83% | 635.0 | 624.0 |
| | | | | | | 1,410.0 | 1,404.0 |
| 463.0 | 468.0 | 98.93% | 395.0 | 468.0 | 84.40% | 653.0 | 468.0 |
| 577.0 | 468.0 | 123.29% | 541.0 | 468.0 | 115.60% | 614.0 | 468.0 |
| 244.0 | 624.0 | 39.10% | 130.0 | 624.0 | 20.83% | 522.0 | 624.0 |
| 893.0 | 780.0 | 114.49% | 836.0 | 780.0 | 107.18% | 848.0 | 780.0 |
| | | | | | | 523.0 | 468.0 |
| 508.0 | 312.0 | 162.82% | 323.0 | 312.0 | 103.53% | 370.0 | 312.0 |
| 510.0 | 468.0 | 108.97% | 478.0 | 468.0 | 102.14% | 639.0 | 468.0 |
| 508.0 | 468.0 | 108.55% | 429.0 | 468.0 | 91.67% | 552.0 | 468.0 |
| 984.0 | 936.0 | 105.13% | 857.0 | 936.0 | 91.56% | 980.0 | 936.0 |
| 564.0 | 624.0 | 90.38% | 351.0 | 624.0 | 56.25% | 645.0 | 624.0 |

| | | | | | | | |
|-----------------|-----------------|----------------|-----------------|-----------------|---------------|-----------------|-----------------|
| 393.0 | 312.0 | 125.96% | 264.0 | 312.0 | 84.62% | 360.0 | 312.0 |
| 608.0 | 468.0 | 129.91% | 475.0 | 468.0 | 101.50% | 663.0 | 468.0 |
| 1,069.0 | 936.0 | 114.21% | 869.0 | 936.0 | 92.84% | 1,049.0 | 936.0 |
| 1,113.0 | 1,092.0 | 101.92% | 814.0 | 1,092.0 | 74.54% | 944.0 | 1,092.0 |
| | | | | | | 996.0 | 1,092.0 |
| 1,148.0 | 1,092.0 | 105.13% | 1,070.0 | 1,092.0 | 97.99% | 1,025.0 | 1,092.0 |
| 12,756.0 | 12,324.0 | 103.51% | 10,727.0 | 12,324.0 | 87.04% | 17,189.0 | 16,224.0 |

| | | | | | | | |
|-----------------|-----------------|---------------|-----------------|-----------------|---------------|-----------------|------------------|
| 3,888.0 | 4,000.0 | 97.20% | 3,790.0 | 4,000.0 | 94.75% | 3,706.0 | 4,000.0 |
| | | | | | | 3,228.0 | 7,200.0 |
| 7,601.0 | 8,600.0 | 88.38% | 7,463.0 | 8,600.0 | 86.78% | 7,618.0 | 8,400.0 |
| 4,650.0 | 5,000.0 | 93.00% | 4,391.0 | 5,000.0 | 87.82% | 4,488.0 | 5,000.0 |
| 3,622.0 | 4,200.0 | 86.24% | 3,724.0 | 4,200.0 | 88.67% | 3,734.0 | 4,200.0 |
| | | | | | | 1,308.0 | 9,000.0 |
| 3,124.0 | 3,600.0 | 86.78% | 3,418.0 | 3,600.0 | 94.94% | 3,739.0 | 3,600.0 |
| 3,279.0 | 3,000.0 | 109.30% | 3,221.0 | 3,000.0 | 107.37% | 3,273.0 | 3,000.0 |
| 2,027.0 | 3,000.0 | 67.57% | 1,920.0 | 3,000.0 | 64.00% | 1,958.0 | 3,000.0 |
| 5,588.0 | 5,400.0 | 103.48% | 5,263.0 | 5,400.0 | 97.46% | 5,140.0 | 5,400.0 |
| | | | | | | 1,365.0 | 3,000.0 |
| 2,471.0 | 2,600.0 | 95.04% | 2,392.0 | 2,600.0 | 92.00% | 2,375.0 | 2,600.0 |
| 3,237.0 | 3,200.0 | 101.16% | 3,137.0 | 3,200.0 | 98.03% | 3,008.0 | 3,200.0 |
| 2,951.0 | 3,000.0 | 98.37% | 2,831.0 | 3,000.0 | 94.37% | 3,094.0 | 3,000.0 |
| 6,803.0 | 6,800.0 | 100.04% | 5,810.0 | 6,800.0 | 85.44% | 5,773.0 | 7,000.0 |
| 4,138.0 | 4,800.0 | 86.21% | 3,935.0 | 4,800.0 | 81.98% | 4,081.0 | 4,800.0 |
| 2,049.0 | 2,200.0 | 93.14% | 1,925.0 | 2,200.0 | 87.50% | 2,152.0 | 2,200.0 |
| 2,805.0 | 3,000.0 | 93.50% | 2,566.0 | 3,000.0 | 85.53% | 2,292.0 | 3,000.0 |
| 5,983.0 | 6,200.0 | 96.50% | 6,015.0 | 6,200.0 | 97.02% | 6,170.0 | 6,200.0 |
| 6,316.0 | 7,000.0 | 90.23% | 6,138.0 | 7,000.0 | 87.69% | 6,819.0 | 7,000.0 |
| | | | | | | 1,636.0 | 8,400.0 |
| 9,186.0 | 8,400.0 | 109.36% | 8,491.0 | 8,400.0 | 101.08% | 9,028.0 | 8,400.0 |
| 79,718.0 | 84,000.0 | 94.90% | 76,430.0 | 84,000.0 | 90.99% | 85,985.0 | 111,600.0 |

| | | | | | | | |
|--|-----|--|--|-----|--|--|-----|
| | 4.0 | | | 4.0 | | | 4.0 |
| | | | | | | | 6.0 |
| | 7.0 | | | 7.0 | | | 7.0 |
| | 5.0 | | | 5.0 | | | 5.0 |
| | 4.0 | | | 4.0 | | | 4.0 |
| | | | | | | | 9.0 |
| | 3.0 | | | 3.0 | | | 3.0 |
| | 3.0 | | | 3.0 | | | 3.0 |
| | 3.0 | | | 3.0 | | | 3.0 |
| | 5.0 | | | 5.0 | | | 5.0 |
| | | | | | | | 3.0 |

| | | | | | | | |
|-----------------|-----------------|----------------|-----------------|-----------------|----------------|-----------------|-----------------|
| 2,021.0 | 1,428.0 | 141.53% | 1,602.0 | 1,428.0 | 112.18% | 1,733.0 | 1,428.0 |
| 1,201.0 | 1,344.0 | 89.36% | 964.0 | 1,344.0 | 71.73% | 1,213.0 | 1,344.0 |
| 1,866.0 | 2,016.0 | 92.56% | 1,916.0 | 2,016.0 | 95.04% | 2,021.0 | 2,016.0 |
| 1,215.0 | 2,080.0 | 58.41% | 757.0 | 2,080.0 | 36.39% | 1,366.0 | 2,080.0 |
| | | | | | | 1,197.0 | 2,100.0 |
| 2,106.0 | 2,100.0 | 100.29% | 1,829.0 | 2,100.0 | 87.10% | 2,311.0 | 2,100.0 |
| 18,179.0 | 18,628.0 | 97.59% | 15,315.0 | 18,628.0 | 82.21% | 22,040.0 | 22,744.0 |
| | | | | | | | |
| | | | | | | 0.0 | 96.0 |
| | | | | | | 0.0 | 96.0 |
| 133.0 | 96.0 | 138.54% | 0.0 | 96.0 | 0.00% | 0.0 | 96.0 |
| 266.0 | 192.0 | 138.54% | 139.0 | 192.0 | 72.40% | 202.0 | 192.0 |
| 399.0 | 288.0 | 138.54% | 139.0 | 288.0 | 48.26% | 202.0 | 480.0 |
| | | | | | | | |
| | | | | | | 0.0 | 336.0 |
| | | | | | | 0.0 | 336.0 |
| 363.0 | 336.0 | 108.04% | 0.0 | 336.0 | 0.00% | 0.0 | 336.0 |
| 753.0 | 672.0 | 112.05% | 443.0 | 672.0 | 65.92% | 468.0 | 672.0 |
| 1,116.0 | 1,008.0 | 110.71% | 443.0 | 1,008.0 | 43.95% | 468.0 | 1,680.0 |
| | | | | | | | |
| 541.0 | 575.0 | 94.09% | 467.0 | 575.0 | 81.22% | 543.0 | 575.0 |
| 541.0 | 575.0 | 94.09% | 467.0 | 575.0 | 81.22% | 543.0 | 575.0 |
| | | | | | | | |
| 505.0 | 575.0 | 87.83% | 414.0 | 575.0 | 72.00% | 642.0 | 575.0 |
| 505.0 | 575.0 | 87.83% | 414.0 | 575.0 | 72.00% | 642.0 | 575.0 |
| | | | | | | | |
| 339.0 | 345.0 | 98.26% | 246.0 | 345.0 | 71.30% | 217.0 | 345.0 |
| 339.0 | 345.0 | 98.26% | 246.0 | 345.0 | 71.30% | 217.0 | 345.0 |
| | | | | | | | |
| 422.0 | 460.0 | 91.74% | 393.0 | 460.0 | 85.43% | 507.0 | 460.0 |
| 422.0 | 460.0 | 91.74% | 393.0 | 460.0 | 85.43% | 507.0 | 460.0 |
| | | | | | | | |
| 770.0 | 690.0 | 111.59% | 485.0 | 690.0 | 70.29% | 678.0 | 690.0 |
| 770.0 | 690.0 | 111.59% | 485.0 | 690.0 | 70.29% | 678.0 | 690.0 |
| | | | | | | | |
| 916.0 | 632.0 | 144.94% | 675.0 | 632.0 | 106.80% | 750.0 | 632.0 |
| 916.0 | 632.0 | 144.94% | 675.0 | 632.0 | 106.80% | 750.0 | 632.0 |

| | | | | | | | |
|--------------|--------------|----------------|--------------|--------------|----------------|--------------|--------------|
| | | | | | | | |
| | | | | | | | |
| 437.0 | 345.0 | 126.67% | 309.0 | 345.0 | 89.57% | 159.0 | 345.0 |
| 437.0 | 345.0 | 126.67% | 309.0 | 345.0 | 89.57% | 159.0 | 345.0 |
| | | | | | | | |
| | | | | | | | |
| 142.0 | 115.0 | 123.48% | 133.0 | 115.0 | 115.65% | 121.0 | 115.0 |
| 142.0 | 115.0 | 123.48% | 133.0 | 115.0 | 115.65% | 121.0 | 115.0 |
| | | | | | | | |
| | | | | | | | |
| 457.0 | 345.0 | 132.46% | 376.0 | 345.0 | 108.99% | 310.0 | 345.0 |
| 457.0 | 345.0 | 132.46% | 376.0 | 345.0 | 108.99% | 310.0 | 345.0 |
| | | | | | | | |
| | | | | | | | |
| | | | | | | 112.0 | 115.0 |
| | | | | | | 112.0 | 115.0 |
| | | | | | | | |
| | | | | | | | |
| 233.0 | 230.0 | 101.30% | 0.0 | 230.0 | 0.00% | 177.0 | 230.0 |
| 233.0 | 230.0 | 101.30% | 0.0 | 230.0 | 0.00% | 177.0 | 230.0 |
| | | | | | | | |
| | | | | | | | |
| 756.0 | 690.0 | 109.57% | 485.0 | 690.0 | 70.29% | 612.0 | 690.0 |
| 756.0 | 690.0 | 109.57% | 485.0 | 690.0 | 70.29% | 612.0 | 690.0 |
| | | | | | | | |
| | | | | | | | |
| 132.0 | 230.0 | 57.39% | 142.0 | 230.0 | 61.74% | 225.0 | 230.0 |
| 132.0 | 230.0 | 57.39% | 142.0 | 230.0 | 61.74% | 225.0 | 230.0 |
| | | | | | | | |
| | | | | | | | |
| 154.0 | 230.0 | 66.96% | 266.0 | 230.0 | 115.65% | 237.0 | 230.0 |
| 154.0 | 230.0 | 66.96% | 266.0 | 230.0 | 115.65% | 237.0 | 230.0 |
| | | | | | | | |
| | | | | | | | |
| 276.0 | 230.0 | 120.00% | 191.0 | 230.0 | 83.04% | 123.0 | 230.0 |
| 276.0 | 230.0 | 120.00% | 191.0 | 230.0 | 83.04% | 123.0 | 230.0 |
| | | | | | | | |
| | | | | | | | |
| 400.0 | 115.0 | 347.83% | 212.0 | 115.0 | 184.35% | 0.0 | 115.0 |
| 400.0 | 115.0 | 347.83% | 212.0 | 115.0 | 184.35% | 0.0 | 115.0 |
| | | | | | | | |
| | | | | | | | |
| 255.0 | 150.0 | 170.00% | 136.0 | 150.0 | 90.67% | 262.0 | 192.0 |
| 255.0 | 150.0 | 170.00% | 136.0 | 150.0 | 90.67% | 262.0 | 192.0 |

| | | | | | | | |
|--------------|--------------|----------------|--------------|--------------|----------------|--------------|--------------|
| 129.0 | 115.0 | 112.17% | 88.0 | 115.0 | 76.52% | 120.0 | 115.0 |
| 129.0 | 115.0 | 112.17% | 88.0 | 115.0 | 76.52% | 120.0 | 115.0 |
| | | | | | | 119.0 | 230.0 |
| | | | | | | 119.0 | 230.0 |
| 31.0 | 30.0 | 103.33% | 30.0 | 30.0 | 100.00% | 14.0 | 30.0 |
| 31.0 | 30.0 | 103.33% | 30.0 | 30.0 | 100.00% | 14.0 | 30.0 |
| 337.0 | 220.0 | 153.18% | 336.0 | 220.0 | 152.73% | 334.0 | 220.0 |
| 416.0 | 220.0 | 189.09% | 380.0 | 220.0 | 172.73% | 443.0 | 220.0 |
| 753.0 | 440.0 | 171.14% | 716.0 | 440.0 | 162.73% | 777.0 | 440.0 |
| 561.0 | 190.0 | 295.26% | 453.0 | 190.0 | 238.42% | 516.0 | 190.0 |
| 561.0 | 190.0 | 295.26% | 453.0 | 190.0 | 238.42% | 516.0 | 190.0 |
| 118.0 | 120.0 | 98.33% | 115.0 | 120.0 | 95.83% | 115.0 | 120.0 |
| 119.0 | 120.0 | 99.17% | 121.0 | 120.0 | 100.83% | 121.0 | 120.0 |
| 237.0 | 240.0 | 98.75% | 236.0 | 240.0 | 98.33% | 236.0 | 240.0 |
| 85.0 | 60.0 | 141.67% | 68.0 | 60.0 | 113.33% | 64.0 | 60.0 |
| 100.0 | 70.0 | 142.86% | 74.0 | 70.0 | 105.71% | 73.0 | 70.0 |
| 185.0 | 130.0 | 142.31% | 142.0 | 130.0 | 109.23% | 137.0 | 130.0 |
| 1,276.0 | 1,422.0 | 89.73% | 1,314.0 | 1,422.0 | 92.41% | 1,428.0 | 1,422.0 |
| 139.0 | 1,316.0 | 10.56% | 151.0 | 1,316.0 | 11.47% | 112.0 | 1,316.0 |
| 380.0 | 474.0 | 80.17% | 230.0 | 474.0 | 48.52% | 435.0 | 474.0 |
| 836.0 | 1,052.0 | 79.47% | 886.0 | 1,052.0 | 84.22% | 970.0 | 1,052.0 |
| 1,799.0 | | | 1,625.0 | | | - | - |
| 667.0 | 790.0 | 84.43% | 627.0 | 790.0 | 79.37% | 1,986.0 | 2,370.0 |
| | | | | | | 870.0 | 790.0 |
| | | | | | | 1,663.0 | 2,054.0 |
| | | | | | | 1,377.0 | 2,054.0 |
| 1,252.0 | 1,105.0 | 113.30% | 1,175.0 | 1,105.0 | 106.33% | 1,135.0 | 1,105.0 |
| 1,502.0 | 1,580.0 | 95.06% | 1,331.0 | 1,580.0 | 84.24% | 1,358.0 | 1,580.0 |

| | | | | | | | |
|-----------------|-----------------|----------------|-----------------|-----------------|----------------|-----------------|-----------------|
| 674.0 | 576.0 | 117.01% | 382.0 | 576.0 | 66.32% | 494.0 | 576.0 |
| 742.0 | | | 597.0 | | | - | - |
| 476.0 | 480.0 | 99.17% | 421.0 | 480.0 | 87.71% | 735.0 | 580.0 |
| | | | | | | 448.0 | 480.0 |
| | | | | | | 258.0 | 80.0 |
| 571.0 | 480.0 | 118.96% | 498.0 | 480.0 | 103.75% | 821.0 | 400.0 |
| 609.0 | 576.0 | 105.73% | 433.0 | 576.0 | 75.17% | 579.0 | 400.0 |
| 303.0 | 288.0 | 105.21% | 255.0 | 288.0 | 88.54% | 588.0 | 576.0 |
| 356.0 | 288.0 | 123.61% | 279.0 | 288.0 | 96.88% | 285.0 | 288.0 |
| | | | | | | 329.0 | 288.0 |
| 129.0 | 96.0 | 134.38% | 130.0 | 96.0 | 135.42% | 111.0 | 672.0 |
| | | | | | | 559.0 | 576.0 |
| 597.0 | | | 497.0 | | | - | - |
| 384.0 | 288.0 | 133.33% | 293.0 | 288.0 | 101.74% | 391.0 | 240.0 |
| - | - | - | - | - | - | - | - |
| 5,764.0 | 4,016.0 | 143.53% | 4,605.0 | 4,016.0 | 114.67% | 7,011.0 | 6,868.0 |
| | | | | | | | |
| | | | | | | 413.0 | 1,880.0 |
| | | | | | | 727.0 | 600.0 |
| 2,603.0 | 2,016.0 | 129.12% | 2,065.0 | 2,016.0 | 102.43% | 2,254.0 | 2,016.0 |
| 0.0 | 536.0 | 0.00% | 0.0 | 536.0 | 0.00% | 0.0 | 536.0 |
| 746.0 | 664.0 | 112.35% | 590.0 | 664.0 | 88.86% | 591.0 | 400.0 |
| 2,374.0 | 2,016.0 | 117.76% | 1,124.0 | 2,016.0 | 55.75% | 1,447.0 | 2,016.0 |
| 2,080.0 | | | 1,930.0 | | | - | - |
| | | | | | | 2,573.0 | 1,450.0 |
| 1,994.0 | 1,680.0 | 118.69% | 1,663.0 | 1,680.0 | 98.99% | 1,805.0 | 1,680.0 |
| | | | | | | 525.0 | 200.0 |
| | | | | | | 2,441.0 | 1,000.0 |
| 1,759.0 | 1,680.0 | 104.70% | 1,560.0 | 1,680.0 | 92.86% | 1,847.0 | 1,000.0 |
| 2,574.0 | 2,016.0 | 127.68% | 1,748.0 | 2,016.0 | 86.71% | 2,074.0 | 2,016.0 |
| 1,058.0 | 1,008.0 | 104.96% | 1,036.0 | 1,008.0 | 102.78% | 1,038.0 | 1,008.0 |
| 1,202.0 | 1,008.0 | 119.25% | 886.0 | 1,008.0 | 87.90% | 1,084.0 | 600.0 |
| | | | | | | 213.0 | 672.0 |
| 266.0 | 336.0 | 79.17% | 235.0 | 336.0 | 69.94% | 2,029.0 | 2,016.0 |
| | | | | | | - | - |
| 2,143.0 | | | 1,752.0 | | | - | - |
| 1,057.0 | 1,008.0 | 104.86% | 889.0 | 1,008.0 | 88.19% | 1,103.0 | 600.0 |
| - | - | - | - | - | - | - | - |
| 19,856.0 | 13,968.0 | 142.15% | 15,478.0 | 13,968.0 | 110.81% | 22,164.0 | 19,690.0 |
| | | | | | | | |
| 152.0 | 60.0 | 253.33% | 114.0 | 60.0 | 190.00% | 114.0 | 60.0 |
| 198.0 | 60.0 | 330.00% | 121.0 | 60.0 | 201.67% | 179.0 | 60.0 |

| | | | | | | | |
|---------|-------|---------|---------|-------|---------|---------|-------|
| 350.0 | 120.0 | 291.67% | 235.0 | 120.0 | 195.83% | 293.0 | 120.0 |
| 150.0 | 80.0 | 187.50% | 143.0 | 80.0 | 178.75% | 205.0 | 80.0 |
| 62.0 | 160.0 | 38.75% | 33.0 | 160.0 | 20.63% | 140.0 | 160.0 |
| 212.0 | 240.0 | 88.33% | 176.0 | 240.0 | 73.33% | 345.0 | 240.0 |
| 63.0 | 120.0 | 52.50% | 63.0 | 120.0 | 52.50% | 102.0 | 120.0 |
| 70.0 | 80.0 | 87.50% | 71.0 | 80.0 | 88.75% | 74.0 | 80.0 |
| 133.0 | 200.0 | 66.50% | 134.0 | 200.0 | 67.00% | 176.0 | 200.0 |
| 103.0 | 80.0 | 128.75% | 119.0 | 80.0 | 148.75% | 120.0 | 80.0 |
| 91.0 | 80.0 | 113.75% | 185.0 | 80.0 | 231.25% | 209.0 | 80.0 |
| 194.0 | 160.0 | 121.25% | 304.0 | 160.0 | 190.00% | 329.0 | 160.0 |
| 39.0 | | | 44.0 | | | 61.0 | |
| 112.0 | | | 105.0 | | | 95.0 | |
| 151.0 | | | 149.0 | | | 156.0 | |
| 237.0 | 160.0 | 148.13% | 204.0 | 160.0 | 127.50% | 53.0 | 160.0 |
| 237.0 | 160.0 | 148.13% | 204.0 | 160.0 | 127.50% | 53.0 | 160.0 |
| 565.0 | 480.0 | 117.71% | 413.0 | 480.0 | 86.04% | 646.0 | 480.0 |
| 754.0 | 480.0 | 157.08% | 631.0 | 480.0 | 131.46% | 425.0 | 480.0 |
| 1,319.0 | 960.0 | 137.40% | 1,044.0 | 960.0 | 108.75% | 1,071.0 | 960.0 |
| 202.0 | 160.0 | 126.25% | 173.0 | 160.0 | 108.13% | 177.0 | 160.0 |
| 202.0 | 160.0 | 126.25% | 173.0 | 160.0 | 108.13% | 177.0 | 160.0 |
| 175.0 | 160.0 | 109.38% | 129.0 | 160.0 | 80.63% | 182.0 | 160.0 |
| 209.0 | 160.0 | 130.63% | 182.0 | 160.0 | 113.75% | 113.0 | 160.0 |
| 384.0 | 320.0 | 120.00% | 311.0 | 320.0 | 97.19% | 295.0 | 320.0 |
| 23.0 | 10.0 | 230.00% | 14.0 | 10.0 | 140.00% | 7.0 | 10.0 |
| 36.0 | 10.0 | 360.00% | 39.0 | 10.0 | 390.00% | 23.0 | 10.0 |
| 59.0 | 20.0 | 295.00% | 53.0 | 20.0 | 265.00% | 30.0 | 20.0 |

| | | | | | | | |
|----------------|----------------|----------------|----------------|----------------|----------------|----------------|----------------|
| 113.0 | 100.0 | 113.00% | 101.0 | 100.0 | 101.00% | 98.0 | 100.0 |
| 143.0 | 100.0 | 143.00% | 144.0 | 100.0 | 144.00% | 128.0 | 100.0 |
| 256.0 | 200.0 | 128.00% | 245.0 | 200.0 | 122.50% | 226.0 | 200.0 |
| 37.0 | 40.0 | 92.50% | 34.0 | 40.0 | 85.00% | 39.0 | 40.0 |
| 105.0 | 100.0 | 105.00% | 122.0 | 100.0 | 122.00% | 109.0 | 100.0 |
| 142.0 | 140.0 | 101.43% | 156.0 | 140.0 | 111.43% | 148.0 | 140.0 |
| 263.0 | 300.0 | 87.67% | 247.0 | 300.0 | 82.33% | 280.0 | 300.0 |
| 263.0 | 300.0 | 87.67% | 247.0 | 300.0 | 82.33% | 280.0 | 300.0 |
| 325.0 | 330.0 | 98.48% | 244.0 | 330.0 | 73.94% | 312.0 | 330.0 |
| 325.0 | 330.0 | 98.48% | 244.0 | 330.0 | 73.94% | 312.0 | 330.0 |
| 163.0 | 200.0 | 81.50% | 152.0 | 200.0 | 76.00% | 180.0 | 200.0 |
| 163.0 | 200.0 | 81.50% | 152.0 | 200.0 | 76.00% | 180.0 | 200.0 |
| 1,270.0 | 1,200.0 | 105.83% | 1,151.0 | 1,200.0 | 95.92% | 1,239.0 | 1,200.0 |
| 493.0 | 600.0 | 82.17% | 454.0 | 600.0 | 75.67% | 594.0 | 600.0 |
| 116.0 | 130.0 | 89.23% | 120.0 | 130.0 | 92.31% | 128.0 | 130.0 |
| 1,879.0 | 1,930.0 | 97.36% | 1,725.0 | 1,930.0 | 89.38% | 1,961.0 | 1,930.0 |
| 226.0 | 200.0 | 113.00% | 212.0 | 200.0 | 106.00% | 201.0 | 200.0 |
| 226.0 | 200.0 | 113.00% | 212.0 | 200.0 | 106.00% | 201.0 | 200.0 |
| 151.0 | | | 117.0 | | | 136.0 | |
| 151.0 | | | 117.0 | | | 136.0 | |
| 610.0 | 750.0 | 81.33% | 608.0 | 750.0 | 81.07% | 754.0 | 750.0 |
| 610.0 | 750.0 | 81.33% | 608.0 | 750.0 | 81.07% | 754.0 | 750.0 |

| | | | | | | | | |
|-----------------|-------------|---------------|-----------------|-------------|---------------|-----------------|-------------|--|
| 13,826.0 | | | 13,604.0 | | | 14,452.0 | | |
| | | | | | | | | |
| | | | | | | | | |
| 326.0 | | | 362.0 | | | 345.0 | | |
| 326.0 | | | 362.0 | | | 345.0 | | |
| | | | | | | | | |
| | | | | | | | | |
| 15,745.0 | | | 15,560.0 | | | 16,378.0 | | |
| 15,745.0 | | | 15,560.0 | | | 16,378.0 | | |
| | | | | | | | | |
| | | | | | | | | |
| 8.0 | 8.0 | 100.00% | 8.0 | 8.0 | 100.00% | 8.0 | 8.0 | |
| 6.0 | 8.0 | 75.00% | 6.0 | 8.0 | 75.00% | 6.0 | 8.0 | |
| 7.0 | 8.0 | 87.50% | 7.0 | 8.0 | 87.50% | 7.0 | 8.0 | |
| 8.0 | 8.0 | 100.00% | 8.0 | 8.0 | 100.00% | 8.0 | 8.0 | |
| 29.0 | 32.0 | 90.63% | 29.0 | 32.0 | 90.63% | 29.0 | 32.0 | |
| | | | | | | | | |
| | | | | | | | | |
| 8.0 | | | 8.0 | | | 8.0 | | |
| 8.0 | | | 8.0 | | | 8.0 | | |
| 8.0 | | | 8.0 | | | 8.0 | | |
| 8.0 | | | 8.0 | | | 8.0 | | |
| 32.0 | | | 32.0 | | | 32.0 | | |
| | | | | | | | | |
| | | | | | | | | |
| 100.0 | | | 100.0 | | | 100.0 | | |
| 75.0 | | | 75.0 | | | 75.0 | | |
| 87.5 | | | 87.5 | | | 87.5 | | |
| 100.0 | | | 100.0 | | | 100.0 | | |
| 362.5 | | | 362.5 | | | 362.5 | | |
| | | | | | | | | |
| | | | | | | | | |
| | | | | | | - | | |
| | | | | | | - | | |
| 6.0 | | | 6.0 | | | 6.0 | | |
| 10.0 | | | 10.0 | | | 10.0 | | |
| | | | | | | - | | |
| 5.0 | | | 5.0 | | | 5.0 | | |
| 21.0 | | | 21.0 | | | 21.0 | | |
| | | | | | | | | |
| | | | | | | | | |
| 1,726.0 | | | 1,993.0 | | | - | | |
| 1,160.0 | | | 956.0 | | | - | | |
| 2,300.0 | | | 2,039.0 | | | 1,998.0 | | |
| 2,496.0 | | | 2,496.0 | | | 2,496.0 | | |
| 92.15% | | | 81.69% | | | 80.94% | | |
| 3,799.0 | | | 3,367.0 | | | 3,802.0 | | |
| 4,160.0 | | | 4,160.0 | | | 4,076.0 | | |
| 91.32% | | | 80.94% | | | | | |

| | | | | | | | |
|-----------------|----------------|----------------|-----------------|----------------|----------------|----------------|----------------|
| 2,582.0 | | | 2,210.0 | | | - | - |
| 1,792.0 | 1,912.0 | 93.72% | 1,508.0 | 1,912.0 | 78.87% | 1,727.0 | 1,912.0 |
| 13,359.0 | 8,568.0 | 155.92% | 12,073.0 | 8,568.0 | 140.91% | 7,527.0 | 8,484.0 |

| | | | | | | | |
|----------------|----------------|----------------|----------------|----------------|----------------|----------------|----------------|
| 498.0 | | | 712.0 | | | - | - |
| 502.0 | | | 400.0 | | | - | - |
| 945.0 | 936.0 | 100.96% | 978.0 | 936.0 | 104.49% | 1,021.0 | 936.0 |
| 1,544.0 | 1,560.0 | 98.97% | 1,421.0 | 1,560.0 | 91.09% | 1,522.0 | 1,560.0 |
| 1,132.0 | | | 992.0 | | | - | - |
| 769.0 | 780.0 | 98.59% | 698.0 | 780.0 | 89.49% | 738.0 | 780.0 |
| 5,390.0 | 3,276.0 | 164.53% | 5,201.0 | 3,276.0 | 158.76% | 3,281.0 | 3,276.0 |

| | | | | | | | |
|-----------------|-----------------|----------------|-----------------|-----------------|---------------|-----------------|-----------------|
| 3,013.0 | | | 2,957.0 | | | - | - |
| 1,283.0 | | | 1,256.0 | | | - | - |
| 3,045.0 | 7,400.0 | 41.15% | 2,947.0 | 7,400.0 | 39.82% | 3,502.0 | 7,400.0 |
| 10,819.0 | 12,000.0 | 90.16% | 9,252.0 | 12,000.0 | 77.10% | 11,907.0 | 12,000.0 |
| 1,926.0 | | | 1,868.0 | | | - | - |
| 4,716.0 | 5,000.0 | 94.32% | 4,748.0 | 5,000.0 | 94.96% | 5,118.0 | 5,000.0 |
| 24,802.0 | 24,400.0 | 101.65% | 23,028.0 | 24,400.0 | 94.38% | 20,527.0 | 24,400.0 |

| | | | | | | | |
|----------------|----------------|----------------|----------------|----------------|----------------|----------------|----------------|
| 285.0 | | | 336.0 | | | - | - |
| 561.0 | 408.0 | 137.50% | 419.0 | 408.0 | 102.70% | 563.0 | 408.0 |
| 609.0 | 408.0 | 149.26% | 500.0 | 408.0 | 122.55% | 520.0 | 408.0 |
| 552.0 | | | 158.0 | | | - | - |
| 310.0 | 600.0 | 51.67% | 208.0 | 600.0 | 34.67% | 455.0 | 600.0 |
| 2,317.0 | 1,416.0 | 163.63% | 1,621.0 | 1,416.0 | 114.48% | 1,538.0 | 1,416.0 |

| | | | | | | | |
|----------------|----------------|----------------|----------------|----------------|----------------|----------------|----------------|
| 1,101.0 | | | 1,232.0 | | | - | - |
| 1,780.0 | 1,428.0 | 124.65% | 1,389.0 | 1,428.0 | 97.27% | 2,200.0 | 1,428.0 |
| 2,304.0 | 1,428.0 | 161.34% | 1,533.0 | 1,428.0 | 107.35% | 1,893.0 | 1,428.0 |
| 1,209.0 | | | 359.0 | | | - | - |
| 1,032.0 | 2,100.0 | 49.14% | 712.0 | 2,100.0 | 33.90% | 2,059.0 | 2,100.0 |
| 7,426.0 | 4,956.0 | 149.84% | 5,225.0 | 4,956.0 | 105.43% | 6,152.0 | 4,956.0 |

| | | | | | | | |
|-------|---------|--------|-------|---------|--------|-------|---------|
| 0.0 | | | 0.0 | | | - | - |
| 0.0 | 421.0 | 0.00% | 0.0 | 421.0 | 0.00% | 0.0 | 421.0 |
| 152.0 | | | 148.0 | | | - | - |
| 0.0 | 316.0 | 0.00% | 0.0 | 316.0 | 0.00% | 0.0 | - |
| 0.0 | | | 0.0 | | | - | - |
| 844.0 | 1,106.0 | 76.31% | 658.0 | 1,106.0 | 59.49% | 805.0 | 1,106.0 |

| | | | | | | | |
|--------------|----------------|----------------|--------------|----------------|----------------|--------------|--------------|
| 996.0 | 1,843.0 | 54.04% | 806.0 | 1,843.0 | 43.73% | 805.0 | 1,527.0 |
| 178.0 | | | 0.0 | | | - | - |
| 61.0 | | | 0.0 | | | - | - |
| 0.0 | 158.0 | 0.00% | 0.0 | 158.0 | 0.00% | 0.0 | |
| 480.0 | 632.0 | 75.95% | 392.0 | 632.0 | 62.03% | 492.0 | 632.0 |
| 719.0 | 790.0 | 91.01% | 392.0 | 790.0 | 49.62% | 492.0 | 632.0 |
| 326.0 | | | 0.0 | | | - | - |
| 0.0 | 421.0 | 0.00% | 0.0 | 421.0 | 0.00% | 0.0 | 421.0 |
| 0.0 | | | 0.0 | | | - | - |
| 0.0 | 158.0 | 0.00% | 0.0 | 158.0 | 0.00% | 0.0 | |
| 0.0 | | | 0.0 | | | - | - |
| 317.0 | 526.0 | 60.27% | 441.0 | 526.0 | 83.84% | 395.0 | 526.0 |
| 643.0 | 1,105.0 | 58.19% | 441.0 | 1,105.0 | 39.91% | 395.0 | 947.0 |
| 155.0 | | | 131.0 | | | - | - |
| 155.0 | | | 131.0 | | | | |
| - | - | - | - | - | - | - | - |
| 0.0 | 96.0 | 0.00% | 0.0 | 96.0 | 0.00% | 0.0 | 192.0 |
| 0.0 | 96.0 | 0.00% | 0.0 | 96.0 | 0.00% | 0.0 | 192.0 |
| - | - | - | - | - | - | - | - |
| 0.0 | 336.0 | 0.00% | 0.0 | 336.0 | 0.00% | 0.0 | 672.0 |
| 0.0 | 336.0 | 0.00% | 0.0 | 336.0 | 0.00% | 0.0 | 672.0 |
| 128.0 | 140.0 | 91.43% | 134.0 | 140.0 | 95.71% | 121.0 | 140.0 |
| 128.0 | 140.0 | 91.43% | 134.0 | 140.0 | 95.71% | 121.0 | 140.0 |
| 8.0 | 8.0 | 100.00% | 8.0 | 8.0 | 100.00% | 8.0 | 8.0 |
| 8.0 | 8.0 | 100.00% | 8.0 | 8.0 | 100.00% | 8.0 | 8.0 |
| 8.0 | | | 8.0 | | | 8.0 | |
| 8.0 | | | 8.0 | | | 8.0 | |

| | | | | | | | | |
|-----------------|-------------|----------------|-----------------|-------------|----------------|-----------------|-------------|--|
| 100.0 | | | 100.0 | | | 100.0 | | |
| 100.0 | | | 100.0 | | | 100.0 | | |
| 332.0 | 80.0 | 415.00% | 253.0 | 80.0 | 316.25% | 369.0 | 80.0 | |
| 332.0 | 80.0 | 415.00% | 253.0 | 80.0 | 316.25% | 369.0 | 80.0 | |
| 0.0 | | | | | | | | |
| 0.0 | | | | | | | | |
| 0.0 | | | | | | | | |
| 0.0 | | | | | | | | |
| 963.0 | | | 832.0 | | | 961.0 | | |
| 963.0 | | | 832.0 | | | 961.0 | | |
| 608.0 | | | 577.0 | | | 578.0 | | |
| 608.0 | | | 577.0 | | | 578.0 | | |
| 19,454.0 | | | 19,337.0 | | | 25,295.0 | | |
| 19,454.0 | | | 19,337.0 | | | 25,295.0 | | |
| 620.0 | | | 638.0 | | | 690.0 | | |
| 620.0 | | | 638.0 | | | 690.0 | | |

| OUT % | NOV Realizado | NOV Previsto | NOV % | DEZ Realizado | DEZ Previsto | DEZ % | TOTAL Realizado |
|---------------|------------------|-----------------|---------------|------------------|-----------------|---------------|--------------------|
| 82.99% | 1,593.0 | 1,664.0 | 95.73% | 1,115.0 | 1,664.0 | 67.01% | 13,505.0 |
| 97.47% | 1,961.0 | 2,412.0 | 81.30% | 1,791.0 | 2,412.0 | 74.25% | 9,955.0 |
| 78.24% | 2,145.0 | 3,244.0 | 66.12% | 2,258.0 | 3,244.0 | 69.61% | 25,710.0 |
| 93.84% | 1,673.0 | 1,996.0 | 83.82% | 1,551.0 | 1,996.0 | 77.71% | 19,435.0 |
| 83.54% | 1,018.0 | 1,580.0 | 64.43% | 1,142.0 | 1,580.0 | 72.28% | 11,027.0 |
| 97.70% | 2,624.0 | 3,744.0 | 70.09% | 2,572.0 | 3,744.0 | 68.70% | 22,242.0 |
| 113.14% | 1,013.0 | 1,164.0 | 87.03% | 863.0 | 1,164.0 | 74.14% | 11,248.0 |
| 106.01% | 958.0 | 1,248.0 | 76.76% | 928.0 | 1,248.0 | 74.36% | 13,549.0 |
| 98.16% | 1,029.0 | 1,248.0 | 82.45% | 776.0 | 1,248.0 | 62.18% | 9,630.0 |
| 95.82% | 1,795.0 | 2,080.0 | 86.30% | 1,724.0 | 2,080.0 | 82.88% | 21,276.0 |
| 80.69% | 976.0 | 1,248.0 | 78.21% | 740.0 | 1,248.0 | 59.29% | 7,029.0 |
| 132.23% | 664.0 | 664.0 | 100.00% | 586.0 | 664.0 | 88.25% | 8,086.0 |
| 45.53% | 927.0 | 1,164.0 | 79.64% | 1,085.0 | 1,164.0 | 93.21% | 11,716.0 |
| 113.78% | 1,182.0 | 1,248.0 | 94.71% | 932.0 | 1,248.0 | 74.68% | 13,776.0 |
| 83.75% | 1,297.0 | 2,412.0 | 53.77% | 1,836.0 | 2,412.0 | 76.12% | 22,770.0 |
| 86.84% | 1,324.0 | 1,664.0 | 79.57% | 1,638.0 | 1,664.0 | 98.44% | 17,224.0 |
| 104.69% | 656.0 | 832.0 | 78.85% | 677.0 | 832.0 | 81.37% | 8,500.0 |
| 105.76% | 828.0 | 1,164.0 | 71.13% | 747.0 | 1,164.0 | 64.18% | 12,058.0 |
| 82.61% | 1,654.0 | 2,496.0 | 66.27% | 2,183.0 | 2,496.0 | 87.46% | 23,768.0 |
| 86.62% | 1,914.0 | 2,660.0 | 71.95% | 1,504.0 | 2,660.0 | 56.54% | 24,873.0 |
| 90.93% | 2,071.0 | 2,912.0 | 71.12% | 1,801.0 | 2,912.0 | 61.85% | 10,763.0 |
| 86.70% | 2,106.0 | 2,828.0 | 74.47% | 2,121.0 | 2,828.0 | 75.00% | 27,048.0 |
| 90.82% | 31,408.0 | 41,672.0 | 75.37% | 30,570.0 | 41,672.0 | 73.36% | 345,188.0 |
| 153.69% | 872.0 | 624.0 | 139.74% | 452.0 | 624.0 | 72.44% | 7,609.0 |
| 88.46% | 692.0 | 936.0 | 73.93% | 768.0 | 936.0 | 82.05% | 3,637.0 |
| 98.16% | 1,027.0 | 1,248.0 | 82.29% | 1,064.0 | 1,248.0 | 85.26% | 12,980.0 |
| 96.03% | 683.0 | 780.0 | 87.56% | 614.0 | 780.0 | 78.72% | 9,318.0 |
| 101.76% | 452.0 | 624.0 | 72.44% | 495.0 | 624.0 | 79.33% | 7,259.0 |
| 100.43% | 1,007.0 | 1,404.0 | 71.72% | 956.0 | 1,404.0 | 68.09% | 6,029.0 |
| 139.53% | 499.0 | 468.0 | 106.62% | 540.0 | 468.0 | 115.38% | 6,695.0 |
| 131.20% | 406.0 | 468.0 | 86.75% | 482.0 | 468.0 | 102.99% | 5,627.0 |
| 83.65% | 492.0 | 624.0 | 78.85% | 466.0 | 624.0 | 74.68% | 4,111.0 |
| 108.72% | 722.0 | 780.0 | 92.56% | 645.0 | 780.0 | 82.69% | 9,520.0 |
| 111.75% | 429.0 | 468.0 | 91.67% | 453.0 | 468.0 | 96.79% | 2,091.0 |
| 118.59% | 348.0 | 312.0 | 111.54% | 287.0 | 312.0 | 91.99% | 4,409.0 |
| 136.54% | 456.0 | 468.0 | 97.44% | 472.0 | 468.0 | 100.85% | 5,809.0 |
| 117.95% | 467.0 | 468.0 | 99.79% | 493.0 | 468.0 | 105.34% | 5,776.0 |
| 104.70% | 882.0 | 936.0 | 94.23% | 778.0 | 936.0 | 83.12% | 10,421.0 |
| 103.37% | 494.0 | 624.0 | 79.17% | 635.0 | 624.0 | 101.76% | 6,420.0 |

| | | | | | | | |
|----------------|-----------------|-----------------|---------------|-----------------|-----------------|---------------|------------------|
| 115.38% | 205.0 | 312.0 | 65.71% | 231.0 | 312.0 | 74.04% | 3,709.0 |
| 141.67% | 481.0 | 468.0 | 102.78% | 312.0 | 468.0 | 66.67% | 5,958.0 |
| 112.07% | 882.0 | 936.0 | 94.23% | 969.0 | 936.0 | 103.53% | 11,757.0 |
| 86.45% | 800.0 | 1,092.0 | 73.26% | 903.0 | 1,092.0 | 82.69% | 11,470.0 |
| 91.21% | 785.0 | 1,092.0 | 71.89% | 623.0 | 1,092.0 | 57.05% | 4,453.0 |
| 93.86% | 1,214.0 | 1,092.0 | 111.17% | 1,187.0 | 1,092.0 | 108.70% | 12,958.0 |
| 105.95% | 14,295.0 | 16,224.0 | 88.11% | 13,825.0 | 16,224.0 | 85.21% | 158,016.0 |

| | | | | | | | |
|---------------|-----------------|------------------|---------------|-----------------|------------------|---------------|------------------|
| 92.65% | 3,675.0 | 4,000.0 | 91.88% | 3,724.0 | 4,000.0 | 93.10% | 44,738.0 |
| 44.83% | 2,911.0 | 7,200.0 | 40.43% | 3,952.0 | 7,200.0 | 54.89% | 28,517.0 |
| 90.69% | 7,190.0 | 8,400.0 | 85.60% | 7,582.0 | 8,400.0 | 90.26% | 90,138.0 |
| 89.76% | 4,009.0 | 5,000.0 | 80.18% | 4,474.0 | 5,000.0 | 89.48% | 51,923.0 |
| 88.90% | 3,283.0 | 4,200.0 | 78.17% | 3,452.0 | 4,200.0 | 82.19% | 43,830.0 |
| 14.53% | 2,435.0 | 9,000.0 | 27.06% | 1,981.0 | 9,000.0 | 22.01% | 5,724.0 |
| 103.86% | 3,626.0 | 3,600.0 | 100.72% | 3,472.0 | 3,600.0 | 96.44% | 41,829.0 |
| 109.10% | 3,187.0 | 3,000.0 | 106.23% | 3,085.0 | 3,000.0 | 102.83% | 37,184.0 |
| 65.27% | 1,765.0 | 3,000.0 | 58.83% | 2,258.0 | 3,000.0 | 75.27% | 24,635.0 |
| 95.19% | 5,352.0 | 5,400.0 | 99.11% | 5,184.0 | 5,400.0 | 96.00% | 64,424.0 |
| 45.50% | 1,531.0 | 3,000.0 | 51.03% | 2,002.0 | 3,000.0 | 66.73% | 9,612.0 |
| 91.35% | 2,289.0 | 2,600.0 | 88.04% | 2,322.0 | 2,600.0 | 89.31% | 28,789.0 |
| 94.00% | 2,876.0 | 3,200.0 | 89.88% | 2,528.0 | 3,200.0 | 79.00% | 36,816.0 |
| 103.13% | 2,404.0 | 3,000.0 | 80.13% | 2,719.0 | 3,000.0 | 90.63% | 33,454.0 |
| 82.47% | 6,403.0 | 7,000.0 | 91.47% | 6,174.0 | 7,000.0 | 88.20% | 80,008.0 |
| 85.02% | 4,346.0 | 4,800.0 | 90.54% | 4,351.0 | 4,800.0 | 90.65% | 49,239.0 |
| 97.82% | 1,975.0 | 2,200.0 | 89.77% | 1,921.0 | 2,200.0 | 87.32% | 23,548.0 |
| 76.40% | 2,530.0 | 3,000.0 | 84.33% | 2,061.0 | 3,000.0 | 68.70% | 30,600.0 |
| 99.52% | 5,799.0 | 6,200.0 | 93.53% | 5,750.0 | 6,200.0 | 92.74% | 68,410.0 |
| 97.41% | 5,674.0 | 7,000.0 | 81.06% | 5,943.0 | 7,000.0 | 84.90% | 75,032.0 |
| 19.48% | 2,647.0 | 8,400.0 | 31.51% | 3,320.0 | 8,400.0 | 39.52% | 16,727.0 |
| 107.48% | 8,386.0 | 8,400.0 | 99.83% | 8,688.0 | 8,400.0 | 103.43% | 105,386.0 |
| 77.05% | 84,293.0 | 111,600.0 | 75.53% | 86,943.0 | 111,600.0 | 77.91% | 990,563.0 |

| | | | | | | | |
|--|--|-----|--|--|--|-----|--|
| | | 4.0 | | | | 4.0 | |
| | | 6.0 | | | | 6.0 | |
| | | 7.0 | | | | 7.0 | |
| | | 5.0 | | | | 5.0 | |
| | | 4.0 | | | | 4.0 | |
| | | 9.0 | | | | 9.0 | |
| | | 3.0 | | | | 3.0 | |
| | | 3.0 | | | | 3.0 | |
| | | 3.0 | | | | 3.0 | |
| | | 5.0 | | | | 5.0 | |
| | | 3.0 | | | | 3.0 | |

| | | |
|--|--------------|--------------|
| | 2.0 | 2.0 |
| | 3.0 | 3.0 |
| | 3.0 | 3.0 |
| | 6.0 | 6.0 |
| | 4.0 | 4.0 |
| | 2.0 | 2.0 |
| | 3.0 | 3.0 |
| | 6.0 | 6.0 |
| | 7.0 | 7.0 |
| | 7.0 | 7.0 |
| | 7.0 | 7.0 |
| | 102.0 | 102.0 |



| | | | | | | | |
|----------------|----------------|----------------|---------------|----------------|----------------|---------------|-----------------|
| 71.57% | 219.0 | 408.0 | 53.68% | 373.0 | 408.0 | 91.42% | 3,937.0 |
| 218.23% | 357.0 | 192.0 | 185.94% | 187.0 | 192.0 | 97.40% | 963.0 |
| 110.17% | 526.0 | 600.0 | 87.67% | 502.0 | 600.0 | 83.67% | 5,575.0 |
| 108.85% | 172.0 | 192.0 | 89.58% | 164.0 | 192.0 | 85.42% | 1,671.0 |
| 62.76% | 174.0 | 384.0 | 45.31% | 173.0 | 384.0 | 45.05% | 3,103.0 |
| 200.52% | 363.0 | 192.0 | 189.06% | 212.0 | 192.0 | 110.42% | 1,590.0 |
| 141.41% | 404.0 | 384.0 | 105.21% | 275.0 | 384.0 | 71.61% | 5,127.0 |
| 209.90% | 243.0 | 192.0 | 126.56% | 213.0 | 192.0 | 110.94% | 2,629.0 |
| | 209.0 | 288.0 | 72.57% | 155.0 | 288.0 | 53.82% | 364.0 |
| 111.17% | 443.0 | 600.0 | 73.83% | 368.0 | 600.0 | 61.33% | 6,399.0 |
| 139.06% | 164.0 | 192.0 | 85.42% | 134.0 | 192.0 | 69.79% | 652.0 |
| 126.47% | 443.0 | 408.0 | 108.58% | 266.0 | 408.0 | 65.20% | 5,207.0 |
| 100.00% | 316.0 | 384.0 | 82.29% | 280.0 | 384.0 | 72.92% | 4,095.0 |
| 109.20% | 535.0 | 576.0 | 92.88% | 547.0 | 576.0 | 94.97% | 6,126.0 |
| 67.50% | 312.0 | 600.0 | 52.00% | 464.0 | 600.0 | 77.33% | 5,100.0 |
| 72.33% | 228.0 | 600.0 | 38.00% | 467.0 | 600.0 | 77.83% | 2,496.0 |
| 122.83% | 479.0 | 600.0 | 79.83% | 486.0 | 600.0 | 81.00% | 6,407.0 |
| 110.58% | 5,587.0 | 6,792.0 | 82.26% | 5,266.0 | 6,792.0 | 77.53% | 61,441.0 |



| | | | | | | | |
|---------|---------|---------|---------|---------|---------|---------|----------|
| 50.91% | 1,168.0 | 1,428.0 | 81.79% | 1,436.0 | 1,428.0 | 100.56% | 15,219.0 |
| 216.96% | 1,273.0 | 672.0 | 189.43% | 628.0 | 672.0 | 93.45% | 3,359.0 |
| 113.33% | 2,250.0 | 2,100.0 | 107.14% | 1,854.0 | 2,100.0 | 88.29% | 19,709.0 |
| 113.69% | 614.0 | 672.0 | 91.37% | 674.0 | 672.0 | 100.30% | 6,348.0 |
| 61.01% | 660.0 | 1,344.0 | 49.11% | 672.0 | 1,344.0 | 50.00% | 11,308.0 |
| 109.67% | 686.0 | 672.0 | 102.08% | 414.0 | 672.0 | 61.61% | 3,262.0 |
| 118.53% | 1,271.0 | 1,344.0 | 94.57% | 721.0 | 1,344.0 | 53.65% | 15,867.0 |
| 104.91% | 653.0 | 672.0 | 97.17% | 636.0 | 672.0 | 94.64% | 7,897.0 |
| | 745.0 | 1,008.0 | 73.91% | 660.0 | 1,008.0 | 65.48% | 1,405.0 |
| 108.76% | 1,401.0 | 2,100.0 | 66.71% | 1,199.0 | 2,100.0 | 57.10% | 22,473.0 |
| 108.78% | 466.0 | 672.0 | 69.35% | 445.0 | 672.0 | 66.22% | 1,961.0 |

| | | | | | | | |
|---------|----------|----------|---------|----------|----------|---------|-----------|
| 121.36% | 1,581.0 | 1,428.0 | 110.71% | 1,074.0 | 1,428.0 | 75.21% | 18,208.0 |
| 90.25% | 1,125.0 | 1,344.0 | 83.71% | 870.0 | 1,344.0 | 64.73% | 12,826.0 |
| 100.25% | 2,043.0 | 2,016.0 | 101.34% | 2,048.0 | 2,016.0 | 101.59% | 21,467.0 |
| 65.67% | 1,073.0 | 2,080.0 | 51.59% | 1,051.0 | 2,080.0 | 50.53% | 24,004.0 |
| 57.00% | 350.0 | 2,100.0 | 16.67% | 890.0 | 2,100.0 | 42.38% | 6,224.0 |
| 110.05% | 1,491.0 | 2,100.0 | 71.00% | 1,722.0 | 2,100.0 | 82.00% | 19,774.0 |
| 96.90% | 18,850.0 | 23,752.0 | 79.36% | 16,994.0 | 23,752.0 | 71.55% | 211,311.0 |
| | | | | | | | |
| | | | | | | | |
| 0.00% | 0.0 | 96.0 | 0.00% | 0.0 | 96.0 | 0.00% | 513.0 |
| 0.00% | 0.0 | 96.0 | 0.00% | 0.0 | 96.0 | 0.00% | 514.0 |
| 0.00% | 72.0 | 96.0 | 75.00% | 105.0 | 96.0 | 109.38% | 1,004.0 |
| 105.21% | 189.0 | 192.0 | 98.44% | 204.0 | 192.0 | 106.25% | 2,469.0 |
| 42.08% | 261.0 | 480.0 | 54.38% | 309.0 | 480.0 | 64.38% | 4,500.0 |
| | | | | | | | |
| | | | | | | | |
| 0.00% | 0.0 | 336.0 | 0.00% | 0.0 | 336.0 | 0.00% | 1,841.0 |
| 0.00% | 0.0 | 336.0 | 0.00% | 0.0 | 336.0 | 0.00% | 1,142.0 |
| 0.00% | 159.0 | 336.0 | 47.32% | 337.0 | 336.0 | 100.30% | 3,043.0 |
| 69.64% | 697.0 | 672.0 | 103.72% | 723.0 | 672.0 | 107.59% | 7,870.0 |
| 27.86% | 856.0 | 1,680.0 | 50.95% | 1,060.0 | 1,680.0 | 63.10% | 13,896.0 |
| | | | | | | | |
| | | | | | | | |
| 94.43% | 463.0 | 575.0 | 80.52% | 540.0 | 575.0 | 93.91% | 6,769.0 |
| 94.43% | 463.0 | 575.0 | 80.52% | 540.0 | 575.0 | 93.91% | 6,769.0 |
| | | | | | | | |
| | | | | | | | |
| 111.65% | 532.0 | 575.0 | 92.52% | 467.0 | 575.0 | 81.22% | 6,789.0 |
| 111.65% | 532.0 | 575.0 | 92.52% | 467.0 | 575.0 | 81.22% | 6,789.0 |
| | | | | | | | |
| | | | | | | | |
| 62.90% | 191.0 | 345.0 | 55.36% | 260.0 | 345.0 | 75.36% | 3,682.0 |
| 62.90% | 191.0 | 345.0 | 55.36% | 260.0 | 345.0 | 75.36% | 3,682.0 |
| | | | | | | | |
| | | | | | | | |
| 110.22% | 402.0 | 460.0 | 87.39% | 410.0 | 460.0 | 89.13% | 5,266.0 |
| 110.22% | 402.0 | 460.0 | 87.39% | 410.0 | 460.0 | 89.13% | 5,266.0 |
| | | | | | | | |
| | | | | | | | |
| 98.26% | 574.0 | 690.0 | 83.19% | 402.0 | 690.0 | 58.26% | 7,321.0 |
| 98.26% | 574.0 | 690.0 | 83.19% | 402.0 | 690.0 | 58.26% | 7,321.0 |
| | | | | | | | |
| | | | | | | | |
| 118.67% | 682.0 | 632.0 | 107.91% | 661.0 | 632.0 | 104.59% | 8,077.0 |
| 118.67% | 682.0 | 632.0 | 107.91% | 661.0 | 632.0 | 104.59% | 8,077.0 |

| | | | | | | | |
|---------|-------|-------|---------|-------|-------|---------|---------|
| | | | | | | | |
| | | | | | | | |
| 46.09% | 273.0 | 345.0 | 79.13% | 289.0 | 345.0 | 83.77% | 3,847.0 |
| 46.09% | 273.0 | 345.0 | 79.13% | 289.0 | 345.0 | 83.77% | 3,847.0 |
| | | | | | | | |
| | | | | | | | |
| 105.22% | 142.0 | 115.0 | 123.48% | 125.0 | 115.0 | 108.70% | 1,563.0 |
| 105.22% | 142.0 | 115.0 | 123.48% | 125.0 | 115.0 | 108.70% | 1,563.0 |
| | | | | | | | |
| | | | | | | | |
| 89.86% | 392.0 | 345.0 | 113.62% | 430.0 | 345.0 | 124.64% | 4,401.0 |
| 89.86% | 392.0 | 345.0 | 113.62% | 430.0 | 345.0 | 124.64% | 4,401.0 |
| | | | | | | | |
| | | | | | | | |
| 97.39% | 79.0 | 115.0 | 68.70% | 100.0 | 115.0 | 86.96% | 291.0 |
| 97.39% | 79.0 | 115.0 | 68.70% | 100.0 | 115.0 | 86.96% | 291.0 |
| | | | | | | | |
| | | | | | | | |
| 76.96% | 212.0 | 230.0 | 92.17% | 190.0 | 230.0 | 82.61% | 2,000.0 |
| 76.96% | 212.0 | 230.0 | 92.17% | 190.0 | 230.0 | 82.61% | 2,000.0 |
| | | | | | | | |
| | | | | | | | |
| 88.70% | 461.0 | 690.0 | 66.81% | 382.0 | 690.0 | 55.36% | 6,684.0 |
| 88.70% | 461.0 | 690.0 | 66.81% | 382.0 | 690.0 | 55.36% | 6,684.0 |
| | | | | | | | |
| | | | | | | | |
| 97.83% | 221.0 | 230.0 | 96.09% | 248.0 | 230.0 | 107.83% | 2,619.0 |
| 97.83% | 221.0 | 230.0 | 96.09% | 248.0 | 230.0 | 107.83% | 2,619.0 |
| | | | | | | | |
| | | | | | | | |
| 103.04% | 178.0 | 230.0 | 77.39% | 268.0 | 230.0 | 116.52% | 2,401.0 |
| 103.04% | 178.0 | 230.0 | 77.39% | 268.0 | 230.0 | 116.52% | 2,401.0 |
| | | | | | | | |
| | | | | | | | |
| 53.48% | 169.0 | 230.0 | 73.48% | 162.0 | 230.0 | 70.43% | 2,647.0 |
| 53.48% | 169.0 | 230.0 | 73.48% | 162.0 | 230.0 | 70.43% | 2,647.0 |
| | | | | | | | |
| | | | | | | | |
| 0.00% | 0.0 | 115.0 | 0.00% | 0.0 | 115.0 | 0.00% | 2,255.0 |
| 0.00% | 0.0 | 115.0 | 0.00% | 0.0 | 115.0 | 0.00% | 2,255.0 |
| | | | | | | | |
| | | | | | | | |
| 136.46% | 186.0 | 192.0 | 96.88% | 160.0 | 192.0 | 83.33% | 1,582.0 |
| 136.46% | 186.0 | 192.0 | 96.88% | 160.0 | 192.0 | 83.33% | 1,582.0 |

| | | | | | | | |
|----------------|--------------|--------------|----------------|--------------|--------------|----------------|--------------|
| 104.35% | 85.0 | 115.0 | 73.91% | 110.0 | 115.0 | 95.65% | 743.0 |
| 104.35% | 85.0 | 115.0 | 73.91% | 110.0 | 115.0 | 95.65% | 743.0 |
| 51.74% | 244.0 | 230.0 | 106.09% | 195.0 | 230.0 | 84.78% | 558.0 |
| 51.74% | 244.0 | 230.0 | 106.09% | 195.0 | 230.0 | 84.78% | 558.0 |
| 46.67% | 20.0 | 30.0 | 66.67% | 8.0 | 30.0 | 26.67% | 248.0 |
| 46.67% | 20.0 | 30.0 | 66.67% | 8.0 | 30.0 | 26.67% | 248.0 |
| 151.82% | 313.0 | 220.0 | 142.27% | 309.0 | 220.0 | 140.45% | 319.6 |
| 201.36% | 372.0 | 220.0 | 169.09% | 397.0 | 220.0 | 180.45% | 412.3 |
| 176.59% | 685.0 | 440.0 | 155.68% | 706.0 | 440.0 | 160.45% | 731.9 |
| 271.58% | 469.0 | 190.0 | 246.84% | 454.0 | 190.0 | 238.95% | 469.0 |
| 271.58% | 469.0 | 190.0 | 246.84% | 454.0 | 190.0 | 238.95% | 469.0 |
| 95.83% | 114.0 | 120.0 | 95.00% | 117.0 | 120.0 | 97.50% | 117.3 |
| 100.83% | 119.0 | 120.0 | 99.17% | 116.0 | 120.0 | 96.67% | 118.2 |
| 98.33% | 233.0 | 240.0 | 97.08% | 233.0 | 240.0 | 97.08% | 235.4 |
| 106.67% | 62.0 | 60.0 | 103.33% | 53.0 | 60.0 | 88.33% | 71.6 |
| 104.29% | 87.0 | 70.0 | 124.29% | 80.0 | 70.0 | 114.29% | 86.1 |
| 105.38% | 149.0 | 130.0 | 114.62% | 133.0 | 130.0 | 102.31% | 157.7 |
| 27.26% | 472.0 | 2,054.0 | 22.98% | 553.0 | 2,054.0 | 26.92% | 5,373.0 |
| 77.51% | 1,440.0 | 2,054.0 | 70.11% | 1,503.0 | 2,054.0 | 73.17% | 7,686.0 |
| 100.42% | 1,081.0 | 1,422.0 | 76.02% | 1,053.0 | 1,422.0 | 74.05% | 15,207.0 |
| 8.51% | 132.0 | 1,316.0 | 10.03% | 29.0 | 1,316.0 | 2.20% | 4,658.0 |
| 91.77% | 409.0 | 474.0 | 86.29% | 400.0 | 474.0 | 84.39% | 4,556.0 |
| 92.21% | 520.0 | 1,052.0 | 49.43% | 638.0 | 1,052.0 | 60.65% | 10,132.0 |
| - | - | - | - | - | - | - | 12,580.0 |
| 83.80% | 1,654.0 | 2,370.0 | 69.79% | 1,560.0 | 2,370.0 | 65.82% | 6,895.0 |
| 110.13% | 701.0 | 790.0 | 88.73% | 700.0 | 790.0 | 88.61% | 8,364.0 |
| 80.96% | 1,313.0 | 2,054.0 | 63.92% | 1,448.0 | 2,054.0 | 70.50% | 7,888.0 |
| 67.04% | 1,489.0 | 2,054.0 | 72.49% | 1,513.0 | 2,054.0 | 73.66% | 7,451.0 |
| 102.71% | 915.0 | 1,105.0 | 82.81% | 926.0 | 1,105.0 | 83.80% | 12,695.0 |
| 85.95% | 1,216.0 | 1,580.0 | 76.96% | 1,307.0 | 1,580.0 | 82.72% | 19,468.0 |

| | | | | | | | |
|---------------|-----------------|-----------------|---------------|-----------------|-----------------|---------------|------------------|
| 72.89% | 431.0 | 948.0 | 45.46% | 639.0 | 948.0 | 67.41% | 9,509.0 |
| 129.27% | 538.0 | 632.0 | 85.13% | 574.0 | 632.0 | 90.82% | 7,071.0 |
| 106.14% | 1,248.0 | 1,580.0 | 78.99% | 1,167.0 | 1,580.0 | 73.86% | 4,092.0 |
| | 1,248.0 | 1,841.0 | 67.79% | | | | 14,392.0 |
| 84.30% | 1,140.0 | 1,580.0 | 72.15% | 1,150.0 | 1,580.0 | 72.78% | 5,379.0 |
| - | - | - | - | - | - | - | 11,844.0 |
| 98.10% | 639.0 | 947.0 | 67.48% | 567.0 | 947.0 | 59.87% | 8,276.0 |
| | 1,349.0 | 2,370.0 | 56.92% | 1,418.0 | 2,370.0 | 59.83% | 2,767.0 |
| 78.84% | 17,935.0 | 28,223.0 | 63.55% | 17,145.0 | 26,382.0 | 64.99% | 186,283.0 |

| | | | | | | | |
|---------------|----------------|-----------------|---------------|----------------|-----------------|---------------|-----------------|
| 98.73% | 331.0 | 474.0 | 69.83% | 375.0 | 474.0 | 79.11% | 1,367.0 |
| 66.03% | 216.0 | 474.0 | 45.57% | 274.0 | 474.0 | 57.81% | 1,719.0 |
| 85.92% | 701.0 | 895.0 | 78.32% | 497.0 | 895.0 | 55.53% | 8,603.0 |
| 0.00% | 0.0 | 263.0 | 0.00% | 0.0 | 263.0 | 0.00% | 1,269.0 |
| 122.15% | 74.0 | 316.0 | 23.42% | 144.0 | 316.0 | 45.57% | 2,907.0 |
| 63.60% | 326.0 | 684.0 | 47.66% | 316.0 | 684.0 | 46.20% | 5,265.0 |
| - | - | - | - | - | - | - | 3,140.0 |
| 83.07% | 333.0 | 632.0 | 52.69% | 306.0 | 632.0 | 48.42% | 1,483.0 |
| 51.33% | 201.0 | 263.0 | 76.43% | 238.0 | 263.0 | 90.49% | 2,853.0 |
| 92.62% | 393.0 | 474.0 | 82.91% | 277.0 | 474.0 | 58.44% | 1,806.0 |
| 150.63% | 459.0 | 316.0 | 145.25% | 467.0 | 316.0 | 147.78% | 2,286.0 |
| 62.65% | 438.0 | 747.0 | 58.63% | 389.0 | 747.0 | 52.07% | 4,132.0 |
| 99.05% | 443.0 | 632.0 | 70.09% | 382.0 | 632.0 | 60.44% | 5,589.0 |
| 85.15% | 379.0 | 842.0 | 45.01% | 398.0 | 842.0 | 47.27% | 6,677.0 |
| 80.71% | 295.0 | 394.0 | 74.87% | 199.0 | 394.0 | 50.51% | 3,269.0 |
| 83.70% | 424.0 | 632.0 | 67.09% | 203.0 | 632.0 | 32.12% | 2,542.0 |
| | 424.0 | 526.0 | 80.61% | | | | 4,508.0 |
| 49.05% | 406.0 | 632.0 | 64.24% | 396.0 | 632.0 | 62.66% | 1,526.0 |
| - | - | - | - | - | - | - | 3,805.0 |
| 62.03% | 157.0 | 316.0 | 49.68% | 102.0 | 316.0 | 32.28% | 2,552.0 |
| | 223.0 | 1,020.0 | 21.86% | 222.0 | 1,020.0 | 21.76% | 445.0 |
| 79.12% | 6,223.0 | 10,532.0 | 59.09% | 5,185.0 | 10,006.0 | 51.82% | 67,743.0 |

| | | | | | | | |
|---------|-------|---------|--------|-------|---------|--------|---------|
| 75.11% | 440.0 | 474.0 | 92.83% | 310.0 | 474.0 | 65.40% | 1,708.0 |
| 86.29% | 346.0 | 474.0 | 73.00% | 263.0 | 474.0 | 55.49% | 1,909.0 |
| 61.39% | 205.0 | 632.0 | 32.44% | 360.0 | 632.0 | 56.96% | 5,758.0 |
| 0.00% | 0.0 | 1,052.0 | 0.00% | 0.0 | 1,052.0 | 0.00% | 1,915.0 |
| 115.21% | 153.0 | 263.0 | 58.17% | 229.0 | 263.0 | 87.07% | 2,996.0 |
| 48.67% | 279.0 | 526.0 | 53.04% | 348.0 | 526.0 | 66.16% | 4,702.0 |
| - | - | - | - | - | - | - | 3,087.0 |
| 81.01% | 477.0 | 632.0 | 75.47% | 345.0 | 632.0 | 54.59% | 1,684.0 |
| 85.76% | 266.0 | 316.0 | 84.18% | 249.0 | 316.0 | 78.80% | 3,127.0 |
| 90.76% | 551.0 | 790.0 | 69.75% | 370.0 | 790.0 | 46.84% | 2,754.0 |

| | | | | | | | |
|---------------|----------------|-----------------|---------------|----------------|-----------------|----------------|-----------------|
| 42.28% | 385.0 | 790.0 | 48.73% | 466.0 | 790.0 | 58.99% | 2,425.0 |
| 92.16% | 243.0 | 421.0 | 57.72% | 271.0 | 421.0 | 64.37% | 3,976.0 |
| 78.16% | 552.0 | 948.0 | 58.23% | 492.0 | 948.0 | 51.90% | 7,838.0 |
| 96.58% | 333.0 | 526.0 | 63.31% | 310.0 | 526.0 | 58.94% | 4,676.0 |
| 61.22% | 377.0 | 526.0 | 71.67% | 217.0 | 526.0 | 41.25% | 4,695.0 |
| 50.16% | 443.0 | 632.0 | 70.09% | 597.0 | 632.0 | 94.46% | 1,357.0 |
| | 443.0 | 789.0 | 56.15% | | | | 4,886.0 |
| 78.48% | 452.0 | 790.0 | 57.22% | 348.0 | 790.0 | 44.05% | 1,883.0 |
| - | - | - | - | - | - | - | 4,153.0 |
| 66.03% | 155.0 | 474.0 | 32.70% | 179.0 | 474.0 | 37.76% | 2,380.0 |
| | 376.0 | 790.0 | 47.59% | 225.0 | 790.0 | 28.48% | 601.0 |
| 65.80% | 6,476.0 | 11,845.0 | 54.67% | 5,579.0 | 11,056.0 | 50.46% | 68,510.0 |
| | | | | | | | |
| | 149.0 | 190.0 | 78.42% | 56.0 | 190.0 | 29.47% | 205.0 |
| 115.67% | 262.0 | 300.0 | 87.33% | 319.0 | 300.0 | 106.33% | 2,929.0 |
| 60.95% | 392.0 | 525.0 | 74.67% | 262.0 | 525.0 | 49.90% | 2,759.0 |
| 102.17% | 227.0 | 230.0 | 98.70% | 131.0 | 230.0 | 56.96% | 2,923.0 |
| 18.26% | 75.0 | 230.0 | 32.61% | 169.0 | 230.0 | 73.48% | 454.0 |
| - | - | - | - | - | - | - | 1,777.0 |
| 73.46% | 1,105.0 | 1,475.0 | 74.92% | 937.0 | 1,475.0 | 63.53% | 11,047.0 |
| | | | | | | | |
| | 50.0 | | | - | - | - | 989.0 |
| | 0.0 | 96.0 | 0.00% | 0.0 | 96.0 | 0.00% | 0.0 |
| | 50.0 | 96.0 | 52.08% | 0.0 | 96.0 | 0.00% | 989.0 |
| | | | | | | | |
| - | - | - | - | - | - | - | |
| | | | | | | | |
| 88.97% | 234.0 | 263.0 | 88.97% | 280.0 | 263.0 | 106.46% | 2,498.0 |
| 88.97% | 234.0 | 263.0 | 88.97% | 280.0 | 263.0 | 106.46% | 2,498.0 |
| | | | | | | | |
| 0.00% | 1,121.0 | 4,000.0 | 28.03% | 3,299.0 | 4,000.0 | 82.48% | 4,420.0 |
| 0.00% | 1,121.0 | 4,000.0 | 28.03% | 3,299.0 | 4,000.0 | 82.48% | 4,420.0 |
| | | | | | | | |
| 31.43% | 103.0 | 560.0 | 18.39% | 114.0 | 560.0 | 20.36% | 640.0 |
| 124.58% | 328.0 | 240.0 | 136.67% | 298.0 | 240.0 | 124.17% | 1,072.0 |
| 120.49% | 518.0 | 576.0 | 89.93% | 445.0 | 576.0 | 77.26% | 6,493.0 |
| 0.00% | 0.0 | 176.0 | 0.00% | 0.0 | 176.0 | 0.00% | 889.0 |
| 152.50% | 155.0 | 160.0 | 96.88% | 170.0 | 160.0 | 106.25% | 2,605.0 |

| | | | | | | | |
|---------|----------|----------|---------|----------|----------|---------|-----------|
| 85.76% | 534.0 | 576.0 | 92.71% | 446.0 | 576.0 | 77.43% | 5,956.0 |
| - | - | - | - | - | - | - | 4,176.0 |
| 126.72% | 588.0 | 580.0 | 101.38% | 532.0 | 580.0 | 91.72% | 2,266.0 |
| 93.33% | 386.0 | 480.0 | 80.42% | 318.0 | 480.0 | 66.25% | 4,977.0 |
| 322.50% | 96.0 | 80.0 | 120.00% | 196.0 | 80.0 | 245.00% | 932.0 |
| 205.25% | 527.0 | 400.0 | 131.75% | 411.0 | 400.0 | 102.75% | 2,692.0 |
| 144.75% | 445.0 | 400.0 | 111.25% | 378.0 | 400.0 | 94.50% | 5,634.0 |
| 102.08% | 472.0 | 576.0 | 81.94% | 296.0 | 576.0 | 51.39% | 6,129.0 |
| 98.96% | 178.0 | 288.0 | 61.81% | 161.0 | 288.0 | 55.90% | 2,898.0 |
| 114.24% | 323.0 | 288.0 | 112.15% | 281.0 | 288.0 | 97.57% | 3,086.0 |
| 16.52% | 133.0 | 672.0 | 19.79% | 90.0 | 672.0 | 13.39% | 438.0 |
| | 133.0 | 192.0 | 69.27% | | | | 990.0 |
| 97.05% | 466.0 | 576.0 | 80.90% | 509.0 | 576.0 | 88.37% | 1,976.0 |
| - | - | - | - | - | - | - | 4,340.0 |
| 162.92% | 320.0 | 240.0 | 133.33% | 217.0 | 240.0 | 90.42% | 3,698.0 |
| | 291.0 | 768.0 | 37.89% | 369.0 | 768.0 | 48.05% | 660.0 |
| 102.08% | 5,996.0 | 7,828.0 | 76.60% | 5,231.0 | 7,636.0 | 68.50% | 62,547.0 |
| | | | | | | | |
| 21.97% | 220.0 | 1,880.0 | 11.70% | 262.0 | 1,880.0 | 13.94% | 1,471.0 |
| 121.17% | 884.0 | 600.0 | 147.33% | 947.0 | 600.0 | 157.83% | 2,800.0 |
| 111.81% | 1,809.0 | 2,016.0 | 89.73% | 1,378.0 | 2,016.0 | 68.35% | 22,153.0 |
| 0.00% | 0.0 | 536.0 | 0.00% | 0.0 | 536.0 | 0.00% | 2,217.0 |
| 147.75% | 615.0 | 400.0 | 153.75% | 581.0 | 400.0 | 145.25% | 8,220.0 |
| 71.78% | 1,542.0 | 2,016.0 | 76.49% | 1,133.0 | 2,016.0 | 56.20% | 18,555.0 |
| - | - | - | - | - | - | - | 13,914.0 |
| 177.45% | 1,985.0 | 1,450.0 | 136.90% | 1,985.0 | 1,450.0 | 136.90% | 8,251.0 |
| 107.44% | 1,717.0 | 1,680.0 | 102.20% | 1,370.0 | 1,680.0 | 81.55% | 20,660.0 |
| 262.50% | 201.0 | 200.0 | 100.50% | 454.0 | 200.0 | 227.00% | 1,661.0 |
| 244.10% | 2,170.0 | 1,000.0 | 217.00% | 880.0 | 1,000.0 | 88.00% | 14,362.0 |
| 184.70% | 1,553.0 | 1,000.0 | 155.30% | 1,355.0 | 1,000.0 | 135.50% | 18,259.0 |
| 102.88% | 1,527.0 | 2,016.0 | 75.74% | 997.0 | 2,016.0 | 49.45% | 24,580.0 |
| 102.98% | 551.0 | 1,008.0 | 54.66% | 570.0 | 1,008.0 | 56.55% | 10,229.0 |
| 180.67% | 939.0 | 600.0 | 156.50% | 1,024.0 | 600.0 | 170.67% | 10,159.0 |
| 31.70% | 264.0 | 672.0 | 39.29% | 155.0 | 672.0 | 23.07% | 888.0 |
| | 264.0 | 672.0 | 39.29% | | | | 2,423.0 |
| 100.64% | 1,661.0 | 2,016.0 | 82.39% | 1,884.0 | 2,016.0 | 93.45% | 7,398.0 |
| - | - | - | - | - | - | - | 16,443.0 |
| 183.83% | 882.0 | 600.0 | 147.00% | 508.0 | 600.0 | 84.67% | 11,001.0 |
| | 915.0 | 2,688.0 | 34.04% | 1,000.0 | 2,688.0 | 37.20% | 1,915.0 |
| 112.56% | 19,699.0 | 23,050.0 | 85.46% | 16,483.0 | 22,378.0 | 73.66% | 217,559.0 |
| | | | | | | | |
| 190.00% | 116.0 | 60.0 | 193.33% | 110.0 | 60.0 | 183.33% | 1,423.0 |
| 298.33% | 104.0 | 60.0 | 173.33% | 121.0 | 60.0 | 201.67% | 1,360.0 |

| | | | | | | | |
|---------|-------|-------|---------|-------|-------|---------|----------|
| 244.17% | 220.0 | 120.0 | 183.33% | 231.0 | 120.0 | 192.50% | 2,783.0 |
| 256.25% | 27.0 | 80.0 | 33.75% | 17.0 | 80.0 | 21.25% | 1,548.0 |
| 87.50% | 130.0 | 160.0 | 81.25% | 138.0 | 160.0 | 86.25% | 985.0 |
| 143.75% | 157.0 | 240.0 | 65.42% | 155.0 | 240.0 | 64.58% | 2,533.0 |
| 85.00% | 95.0 | 120.0 | 79.17% | 105.0 | 120.0 | 87.50% | 915.0 |
| 92.50% | 50.0 | 80.0 | 62.50% | 56.0 | 80.0 | 70.00% | 837.0 |
| 88.00% | 145.0 | 200.0 | 72.50% | 161.0 | 200.0 | 80.50% | 1,752.0 |
| 150.00% | 114.0 | 80.0 | 142.50% | 145.0 | 80.0 | 181.25% | 1,945.0 |
| 261.25% | 164.0 | 80.0 | 205.00% | 182.0 | 80.0 | 227.50% | 1,853.0 |
| 205.63% | 278.0 | 160.0 | 173.75% | 327.0 | 160.0 | 204.38% | 3,798.0 |
| | 0.0 | | | 0.0 | | | 703.0 |
| | 83.0 | | | 47.0 | | | 1,009.0 |
| | 83.0 | | | 47.0 | | | 1,712.0 |
| 33.13% | 147.0 | 160.0 | 91.88% | 168.0 | 160.0 | 105.00% | 2,062.0 |
| 33.13% | 147.0 | 160.0 | 91.88% | 168.0 | 160.0 | 105.00% | 2,062.0 |
| 134.58% | 469.0 | 480.0 | 97.71% | 440.0 | 480.0 | 91.67% | 6,430.0 |
| 88.54% | 516.0 | 480.0 | 107.50% | 533.0 | 480.0 | 111.04% | 7,236.0 |
| 111.56% | 985.0 | 960.0 | 102.60% | 973.0 | 960.0 | 101.35% | 13,666.0 |
| 110.63% | 158.0 | 160.0 | 98.75% | 162.0 | 160.0 | 101.25% | 1,832.0 |
| 110.63% | 158.0 | 160.0 | 98.75% | 162.0 | 160.0 | 101.25% | 1,832.0 |
| 113.75% | 109.0 | 160.0 | 68.13% | 127.0 | 160.0 | 79.38% | 1,799.0 |
| 70.63% | 171.0 | 160.0 | 106.88% | 187.0 | 160.0 | 116.88% | 2,101.0 |
| 92.19% | 280.0 | 320.0 | 87.50% | 314.0 | 320.0 | 98.13% | 3,900.0 |
| 70.00% | 14.0 | 10.0 | 140.00% | 11.0 | 10.0 | 110.00% | 163.0 |
| 230.00% | 36.0 | 10.0 | 360.00% | 24.0 | 10.0 | 240.00% | 285.0 |
| 150.00% | 50.0 | 20.0 | 250.00% | 35.0 | 20.0 | 175.00% | 448.0 |

| | | | | | | | |
|---------|---------|---------|---------|---------|---------|---------|----------|
| | | | | | | | |
| 98.00% | 100.0 | 100.0 | 100.00% | 98.0 | 100.0 | 98.00% | 1,161.0 |
| 128.00% | 136.0 | 100.0 | 136.00% | 156.0 | 100.0 | 156.00% | 1,444.0 |
| 113.00% | 236.0 | 200.0 | 118.00% | 254.0 | 200.0 | 127.00% | 2,605.0 |
| | | | | | | | |
| | | | | | | | |
| 97.50% | 38.0 | 40.0 | 95.00% | 36.0 | 40.0 | 90.00% | 825.0 |
| 109.00% | 116.0 | 100.0 | 116.00% | 104.0 | 100.0 | 104.00% | 2,412.0 |
| 105.71% | 154.0 | 140.0 | 110.00% | 140.0 | 140.0 | 100.00% | 3,237.0 |
| | | | | | | | |
| | | | | | | | |
| | 114.0 | 200.0 | 57.00% | 130.0 | 200.0 | 65.00% | 244.0 |
| 93.33% | 198.0 | 300.0 | 66.00% | 209.0 | 300.0 | 69.67% | 1,858.0 |
| 93.33% | 312.0 | 500.0 | 62.40% | 339.0 | 500.0 | 67.80% | 2,102.0 |
| | | | | | | | |
| | | | | | | | |
| 94.55% | 322.0 | 330.0 | 97.58% | 321.0 | 330.0 | 97.27% | 2,476.0 |
| 94.55% | 322.0 | 330.0 | 97.58% | 321.0 | 330.0 | 97.27% | 2,476.0 |
| | | | | | | | |
| | | | | | | | |
| | 38.0 | 100.0 | 38.00% | 63.0 | 100.0 | 63.00% | 101.0 |
| 90.00% | 144.0 | 200.0 | 72.00% | 136.0 | 200.0 | 68.00% | 1,121.0 |
| 90.00% | 182.0 | 300.0 | 60.67% | 199.0 | 300.0 | 66.33% | 1,222.0 |
| | | | | | | | |
| | | | | | | | |
| | 94.0 | 150.0 | 62.67% | 50.0 | 150.0 | 33.33% | 144.0 |
| | 94.0 | 150.0 | 62.67% | 50.0 | 150.0 | 33.33% | 144.0 |
| | | | | | | | |
| | | | | | | | |
| 103.25% | 1,131.0 | 1,200.0 | 94.25% | 1,139.0 | 1,200.0 | 94.92% | 14,435.0 |
| 99.00% | 558.0 | 600.0 | 93.00% | 509.0 | 600.0 | 84.83% | 10,512.0 |
| 98.46% | 126.0 | 130.0 | 96.92% | 143.0 | 130.0 | 110.00% | 2,516.0 |
| 101.61% | 1,815.0 | 1,930.0 | 94.04% | 1,791.0 | 1,930.0 | 92.80% | 27,463.0 |
| | | | | | | | |
| | | | | | | | |
| 100.50% | 221.0 | 200.0 | 110.50% | 218.0 | 200.0 | 109.00% | 2,816.0 |
| 100.50% | 221.0 | 200.0 | 110.50% | 218.0 | 200.0 | 109.00% | 2,816.0 |
| | | | | | | | |
| | | | | | | | |
| | 87.0 | | | 102.0 | | | 1,410.0 |
| | 87.0 | | | 102.0 | | | 1,410.0 |
| | | | | | | | |
| | | | | | | | |
| 100.53% | 752.0 | 750.0 | 100.27% | 760.0 | 750.0 | 101.33% | 9,415.0 |
| 100.53% | 752.0 | 750.0 | 100.27% | 760.0 | 750.0 | 101.33% | 9,415.0 |

| | | | | | | | |
|----------------|--------------|--------------|----------------|--------------|--------------|----------------|----------------|
| | | | | | | | |
| | 373.0 | 400.0 | 93.25% | 290.0 | 400.0 | 72.50% | 663.0 |
| | 0.0 | 200.0 | 0.00% | 225.0 | 200.0 | 112.50% | 225.0 |
| | 373.0 | 600.0 | 62.17% | 515.0 | 600.0 | 85.83% | 888.0 |
| | | | | | | | |
| | 20.0 | 20.0 | 100.00% | 18.0 | 20.0 | 90.00% | 38.0 |
| | 12.0 | 10.0 | 120.00% | 8.0 | 10.0 | 80.00% | 20.0 |
| | 32.0 | 30.0 | 106.67% | 26.0 | 30.0 | 86.67% | 58.0 |
| | | | | | | | |
| | 0.0 | 60.0 | 0.00% | | 60.0 | | 0.0 |
| 131.67% | 71.0 | 60.0 | 118.33% | 78.0 | 60.0 | 130.00% | 70.5 |
| 128.33% | 78.0 | 60.0 | 130.00% | 79.0 | 60.0 | 131.67% | 73.7 |
| 125.00% | 77.0 | 60.0 | 128.33% | 81.0 | 60.0 | 135.00% | 68.4 |
| 121.67% | 64.0 | 60.0 | 106.67% | 67.0 | 60.0 | 111.67% | 70.0 |
| 128.33% | 80.0 | 60.0 | 133.33% | 76.0 | 60.0 | 126.67% | 70.8 |
| 128.33% | 81.0 | 60.0 | 135.00% | 86.0 | 60.0 | 143.33% | 73.4 |
| 127.22% | 451.0 | 420.0 | 107.38% | 467.0 | 420.0 | 111.19% | 426.8 |
| | | | | | | | |
| | 0.0 | 180.0 | 0.00% | | 180.0 | | 0.0 |
| 126.11% | 222.0 | 180.0 | 123.33% | 22.0 | 180.0 | 12.22% | 4,186.0 |
| 125.83% | 147.0 | 120.0 | 122.50% | 164.0 | 120.0 | 136.67% | 1,693.0 |
| 126.00% | 369.0 | 480.0 | 76.88% | 186.0 | 480.0 | 38.75% | 5,879.0 |
| | | | | | | | |
| 181.29% | 279.0 | 155.0 | 180.00% | 244.0 | 155.0 | 157.42% | 124.8 |
| 210.97% | 316.0 | 155.0 | 203.87% | 291.0 | 155.0 | 187.74% | 361.1 |
| 234.19% | 338.0 | 155.0 | 218.06% | 302.0 | 155.0 | 194.84% | 306.2 |
| 208.82% | 933.0 | 465.0 | 200.65% | 837.0 | 465.0 | 180.00% | 792.1 |
| | | | | | | | |
| | 726.0 | 832.0 | 87.26% | 797.0 | 832.0 | 95.79% | 1,523.0 |
| | 726.0 | 832.0 | 87.26% | 797.0 | 832.0 | 95.79% | 1,523.0 |
| | | | | | | | |
| | 132.0 | 144.0 | 91.67% | 109.0 | 144.0 | 75.69% | 241.0 |
| | 132.0 | 144.0 | 91.67% | 109.0 | 144.0 | 75.69% | 241.0 |
| | | | | | | | |
| | 106.0 | 352.0 | 30.11% | 169.0 | 352.0 | 48.01% | 275.0 |
| | 106.0 | 352.0 | 30.11% | 169.0 | 352.0 | 48.01% | 275.0 |

| | | | | | | | |
|--|-----------------|--------------|----------------|-----------------|--------------|----------------|------------------|
| | | | | | | | |
| | 133.0 | 176.0 | 75.57% | 172.0 | 176.0 | 97.73% | 305.0 |
| | 133.0 | 176.0 | 75.57% | 172.0 | 176.0 | 97.73% | 305.0 |
| | | | | | | | |
| | 142.0 | 176.0 | 80.68% | 201.0 | 176.0 | 114.20% | 343.0 |
| | 142.0 | 176.0 | 80.68% | 201.0 | 176.0 | 114.20% | 343.0 |
| | | | | | | | |
| | 106.0 | 128.0 | 82.81% | 118.0 | 128.0 | 92.19% | 224.0 |
| | 106.0 | 128.0 | 82.81% | 118.0 | 128.0 | 92.19% | 224.0 |
| | | | | | | | |
| | 133.0 | 128.0 | 103.91% | 152.0 | 128.0 | 118.75% | 285.0 |
| | 133.0 | 128.0 | 103.91% | 152.0 | 128.0 | 118.75% | 285.0 |
| | | | | | | | |
| | 159.0 | 256.0 | 62.11% | 184.0 | 256.0 | 71.88% | 343.0 |
| | 159.0 | 256.0 | 62.11% | 184.0 | 256.0 | 71.88% | 343.0 |
| | | | | | | | |
| | 589.0 | 672.0 | 87.65% | 706.0 | 672.0 | 105.06% | 1,295.0 |
| | 589.0 | 672.0 | 87.65% | 706.0 | 672.0 | 105.06% | 1,295.0 |
| | | | | | | | |
| | 0.0 | | | | | | 0.0 |
| | 13,855.0 | | | 11,795.0 | | | 158,967.0 |
| | 13,855.0 | | | 11,795.0 | | | 158,967.0 |
| | | | | | | | |
| | 0.0 | | | | | | 0.0 |
| | 1,943.0 | | | 1,827.0 | | | 23,992.0 |
| | 1,943.0 | | | 1,827.0 | | | 23,992.0 |
| | | | | | | | |
| | 2,580.0 | | | 2,846.0 | | | 26,614.0 |
| | 2,580.0 | | | 2,846.0 | | | 26,614.0 |
| | | | | | | | |
| | 108.0 | | | 63.0 | | | 1,526.0 |
| | 280.0 | | | 214.0 | | | 3,464.0 |
| | 388.0 | | | 277.0 | | | 4,990.0 |
| | | | | | | | |
| | 12,842.0 | | | 12,428.0 | | | 159,252.0 |

| | | | | | | | |
|---------------|-----------------|-------------|----------------|-----------------|-------------|----------------|------------------|
| | 12,842.0 | | | 12,428.0 | | | 159,252.0 |
| | | | | | | | |
| | 377.0 | | | 282.0 | | | 3,353.0 |
| | 377.0 | | | 282.0 | | | 3,353.0 |
| | | | | | | | |
| | 16,078.0 | | | 13,836.0 | | | 186,423.0 |
| | 16,078.0 | | | 13,836.0 | | | 186,423.0 |
| | | | | | | | |
| 100.00% | 8.0 | 8.0 | 100.00% | 8.0 | 8.0 | 100.00% | 8.0 |
| 75.00% | 10.0 | 8.0 | 125.00% | 10.0 | 8.0 | 125.00% | 6.8 |
| 87.50% | 10.0 | 8.0 | 125.00% | 10.0 | 8.0 | 125.00% | 7.5 |
| 100.00% | 10.0 | 8.0 | 125.00% | 10.0 | 8.0 | 125.00% | 8.3 |
| 90.63% | 38.0 | 32.0 | 118.75% | 38.0 | 32.0 | 118.75% | 30.7 |
| | | | | | | | |
| | 8.0 | | | 8.0 | | | 96.0 |
| | 10.0 | | | 10.0 | | | 100.0 |
| | 10.0 | | | 10.0 | | | 100.0 |
| | 10.0 | | | 10.0 | | | 100.0 |
| | 38.0 | | | 38.0 | | | 396.0 |
| | | | | | | | |
| | 100.0 | | | 100.0 | | | 100.0 |
| | 100.0 | | | 100.0 | | | 81.3 |
| | 100.0 | | | 100.0 | | | 89.6 |
| | 100.0 | | | 100.0 | | | 100.0 |
| | 400.0 | | | 400.0 | | | 370.8 |
| | | | | | | | |
| - | - | - | - | - | - | - | |
| - | - | - | - | - | - | - | |
| | | 6.0 | | | 6.0 | | |
| | | 10.0 | | | 10.0 | | |
| - | - | - | - | - | - | - | |
| | | 5.0 | | | 5.0 | | |
| | | 21.0 | | | 21.0 | | |
| | | | | | | | |
| | | | | | | | 11,997.0 |
| | | | | | | | 8,069.0 |
| 80.05% | 1,619.0 | 2,496.0 | 64.86% | 1,829.0 | 2,496.0 | 73.28% | 18,034.0 |
| 93.28% | 3,448.0 | 4,076.0 | 84.59% | 2,762.0 | 4,076.0 | 67.76% | 38,297.0 |

| | | | | | | | |
|---------|----------|----------|---------|----------|----------|---------|-----------|
| - | - | - | - | - | - | - | 13,286.0 |
| 90.32% | 1,614.0 | 1,912.0 | 84.41% | 1,573.0 | 1,912.0 | 82.27% | 20,243.0 |
| 88.72% | 6,681.0 | 8,484.0 | 78.75% | 6,164.0 | 8,484.0 | 72.65% | 109,926.0 |
| | | | | | | | |
| - | - | - | - | - | - | - | 4,183.0 |
| - | - | - | - | - | - | - | 2,134.0 |
| 109.08% | 752.0 | 936.0 | 80.34% | 704.0 | 936.0 | 75.21% | 7,609.0 |
| 97.56% | 1,462.0 | 1,560.0 | 93.72% | 1,425.0 | 1,560.0 | 91.35% | 15,916.0 |
| - | - | - | - | - | - | - | 6,251.0 |
| 94.62% | 660.0 | 780.0 | 84.62% | 525.0 | 780.0 | 67.31% | 7,632.0 |
| 100.15% | 2,874.0 | 3,276.0 | 87.73% | 2,654.0 | 3,276.0 | 81.01% | 43,725.0 |
| | | | | | | | |
| - | - | - | - | - | - | - | 27,406.0 |
| - | - | - | - | - | - | - | 9,154.0 |
| 47.32% | 4,136.0 | 7,400.0 | 55.89% | 5,264.0 | 7,400.0 | 71.14% | 37,623.0 |
| 99.23% | 10,506.0 | 12,000.0 | 87.55% | 10,575.0 | 12,000.0 | 88.13% | 122,971.0 |
| - | - | - | - | - | - | - | 16,451.0 |
| 102.36% | 5,095.0 | 5,000.0 | 101.90% | 4,961.0 | 5,000.0 | 99.22% | 57,620.0 |
| 84.13% | 19,737.0 | 24,400.0 | 80.89% | 20,800.0 | 24,400.0 | 85.25% | 271,225.0 |
| | | | | | | | |
| - | - | - | - | - | - | - | 806.0 |
| 137.99% | 445.0 | 408.0 | 109.07% | 362.0 | 408.0 | 88.73% | 3,467.0 |
| 127.45% | 523.0 | 408.0 | 128.19% | 530.0 | 408.0 | 129.90% | 5,588.0 |
| - | - | - | - | - | - | - | 3,419.0 |
| 75.83% | 356.0 | 600.0 | 59.33% | 321.0 | 600.0 | 53.50% | 4,349.0 |
| 108.62% | 1,324.0 | 1,416.0 | 93.50% | 1,213.0 | 1,416.0 | 85.66% | 17,629.0 |
| | | | | | | | |
| - | - | - | - | - | - | - | 3,029.0 |
| 154.06% | 1,920.0 | 1,428.0 | 134.45% | 1,563.0 | 1,428.0 | 109.45% | 12,127.0 |
| 132.56% | 1,866.0 | 1,428.0 | 130.67% | 1,989.0 | 1,428.0 | 139.29% | 20,237.0 |
| - | - | - | - | - | - | - | 9,194.0 |
| 98.05% | 1,757.0 | 2,100.0 | 83.67% | 1,153.0 | 2,100.0 | 54.90% | 17,562.0 |
| 124.13% | 5,543.0 | 4,956.0 | 111.84% | 4,705.0 | 4,956.0 | 94.94% | 62,149.0 |
| | | | | | | | |
| - | - | - | - | - | - | - | 2,109.0 |
| 0.00% | 0.0 | 421.0 | 0.00% | 0.0 | 421.0 | 0.00% | 1,228.0 |
| - | - | - | - | - | - | - | 2,976.0 |
| - | 0.0 | - | - | - | - | - | 794.0 |
| - | - | - | - | - | - | - | 2,589.0 |
| 72.78% | 629.0 | 1,106.0 | 56.87% | 613.0 | 1,106.0 | 55.42% | 6,652.0 |

| | | | | | | | |
|---------|-------|---------|---------|-------|---------|---------|----------|
| 52.72% | 629.0 | 1,527.0 | 41.19% | 613.0 | 1,527.0 | 40.14% | 16,348.0 |
| - | - | - | - | - | - | - | 1,170.0 |
| - | - | - | - | - | - | - | 1,267.0 |
| | 0.0 | | | - | - | - | 300.0 |
| 77.85% | 423.0 | 632.0 | 66.93% | 355.0 | 632.0 | 56.17% | 4,182.0 |
| 77.85% | 423.0 | 632.0 | 66.93% | 355.0 | 632.0 | 56.17% | 6,919.0 |
| - | - | - | - | - | - | - | 3,022.0 |
| 0.00% | 0.0 | 421.0 | 0.00% | 0.0 | 421.0 | 0.00% | 256.0 |
| - | - | - | - | - | - | - | 2,286.0 |
| | 0.0 | | | - | - | - | 207.0 |
| - | - | - | - | - | - | - | 1,374.0 |
| 75.10% | 447.0 | 526.0 | 84.98% | 353.0 | 526.0 | 67.11% | 5,086.0 |
| 41.71% | 447.0 | 947.0 | 47.20% | 353.0 | 947.0 | 37.28% | 12,231.0 |
| - | - | - | - | - | - | - | 745.0 |
| | | | | | | | 745.0 |
| - | - | - | - | - | - | - | 234.0 |
| 0.00% | 0.0 | 192.0 | 0.00% | 0.0 | 192.0 | 0.00% | 382.0 |
| 0.00% | 0.0 | 192.0 | 0.00% | 0.0 | 192.0 | 0.00% | 616.0 |
| - | - | - | - | - | - | - | 736.0 |
| 0.00% | 0.0 | 672.0 | 0.00% | 0.0 | 672.0 | 0.00% | 1,181.0 |
| 0.00% | 0.0 | 672.0 | 0.00% | 0.0 | 672.0 | 0.00% | 1,917.0 |
| 86.43% | 139.0 | 140.0 | 99.29% | 142.0 | 140.0 | 101.43% | 130.7 |
| 86.43% | 139.0 | 140.0 | 99.29% | 142.0 | 140.0 | 101.43% | 130.7 |
| 100.00% | 8.0 | 8.0 | 100.00% | 8.0 | 8.0 | 100.00% | 7.8 |
| 100.00% | 8.0 | 8.0 | 100.00% | 8.0 | 8.0 | 100.00% | 7.8 |
| | 8.0 | | | 8.0 | | | 96.0 |
| | 8.0 | | | 8.0 | | | 96.0 |

| | | | | | | | |
|----------------|-----------------|-------------|----------------|-----------------|-------------|----------------|------------------|
| | 100.0 | | | 100.0 | | | 97.9 |
| | 100.0 | | | 100.0 | | | 97.9 |
| | | | | | | | |
| | | | | | | | |
| 461.25% | 241.0 | 80.0 | 301.25% | 158.0 | 80.0 | 197.50% | 207.7 |
| 461.25% | 241.0 | 80.0 | 301.25% | 158.0 | 80.0 | 197.50% | 207.7 |
| | | | | | | | |
| | | | | | | | |
| | 0.0 | | | | | | 0.0 |
| | 0.0 | | | | | | 0.0 |
| | | | | | | | |
| | | | | | | | |
| | 0.0 | | | | | | 0.0 |
| | 0.0 | | | | | | 0.0 |
| | | | | | | | |
| | | | | | | | |
| | 1,036.0 | | | 1,030.0 | | | 9,133.0 |
| | 1,036.0 | | | 1,030.0 | | | 9,133.0 |
| | | | | | | | |
| | | | | | | | |
| | 442.0 | | | 453.0 | | | 6,972.0 |
| | 442.0 | | | 453.0 | | | 6,972.0 |
| | | | | | | | |
| | | | | | | | |
| | 19,936.0 | | | 18,022.0 | | | 226,009.0 |
| | 19,936.0 | | | 18,022.0 | | | 226,009.0 |
| | | | | | | | |
| | | | | | | | |
| | 706.0 | | | 743.0 | | | 4,570.0 |
| | 706.0 | | | 743.0 | | | 4,570.0 |

| | TOTAL | TOTAL % |
|--|----------|-------------|
| | Previsto | Realiz/Prev |

| | | |
|------------|------------------|---------------|
| (Σ) | 19,968.0 | 67.63% |
| (Σ) | 14,724.0 | 67.61% |
| (Σ) | 36,432.0 | 70.57% |
| (Σ) | 24,456.0 | 79.47% |
| (Σ) | 20,208.0 | 54.57% |
| (Σ) | 26,208.0 | 84.87% |
| (Σ) | 13,968.0 | 80.53% |
| (Σ) | 14,976.0 | 90.47% |
| (Σ) | 13,728.0 | 70.15% |
| (Σ) | 24,960.0 | 85.24% |
| (Σ) | 9,984.0 | 70.40% |
| (Σ) | 7,968.0 | 101.48% |
| (Σ) | 13,968.0 | 83.88% |
| (Σ) | 14,976.0 | 91.99% |
| (Σ) | 28,944.0 | 78.67% |
| (Σ) | 19,968.0 | 86.26% |
| (Σ) | 9,984.0 | 85.14% |
| (Σ) | 15,720.0 | 76.70% |
| (Σ) | 29,952.0 | 79.35% |
| (Σ) | 31,500.0 | 78.96% |
| (Σ) | 17,472.0 | 61.60% |
| (Σ) | 33,936.0 | 79.70% |
| (Σ) | 444,000.0 | 77.75% |
| (Σ) | 7,488.0 | 101.62% |
| (Σ) | 5,616.0 | 64.76% |
| (Σ) | 14,040.0 | 92.45% |
| (Σ) | 9,360.0 | 99.55% |
| (Σ) | 7,488.0 | 96.94% |
| (Σ) | 9,828.0 | 61.35% |
| (Σ) | 5,616.0 | 119.21% |
| (Σ) | 5,616.0 | 100.20% |
| (Σ) | 6,084.0 | 67.57% |
| (Σ) | 9,360.0 | 101.71% |
| (Σ) | 3,744.0 | 55.85% |
| (Σ) | 3,744.0 | 117.76% |
| (Σ) | 5,616.0 | 103.44% |
| (Σ) | 5,616.0 | 102.85% |
| (Σ) | 11,232.0 | 92.78% |
| (Σ) | 7,488.0 | 85.74% |

| | | |
|------------|------------------|---------------|
| (Σ) | 3,744.0 | 99.07% |
| (Σ) | 5,616.0 | 106.09% |
| (Σ) | 11,232.0 | 104.67% |
| (Σ) | 13,104.0 | 87.53% |
| (Σ) | 6,552.0 | 67.96% |
| (Σ) | 13,104.0 | 98.89% |
| (Σ) | 171,288.0 | 92.25% |

| | | |
|------------|--------------------|---------------|
| (Σ) | 48,000.0 | 93.20% |
| (Σ) | 43,200.0 | 66.01% |
| (Σ) | 96,600.0 | 93.31% |
| (Σ) | 60,000.0 | 86.54% |
| (Σ) | 50,400.0 | 86.96% |
| (Σ) | 63,000.0 | 9.09% |
| (Σ) | 43,200.0 | 96.83% |
| (Σ) | 36,000.0 | 103.29% |
| (Σ) | 33,000.0 | 74.65% |
| (Σ) | 64,800.0 | 99.42% |
| (Σ) | 27,000.0 | 35.60% |
| (Σ) | 31,200.0 | 92.27% |
| (Σ) | 38,400.0 | 95.88% |
| (Σ) | 36,000.0 | 92.93% |
| (Σ) | 82,200.0 | 97.33% |
| (Σ) | 52,800.0 | 93.26% |
| (Σ) | 26,400.0 | 89.20% |
| (Σ) | 36,000.0 | 85.00% |
| (Σ) | 74,400.0 | 91.95% |
| (Σ) | 84,000.0 | 89.32% |
| (Σ) | 46,200.0 | 36.21% |
| (Σ) | 100,800.0 | 104.55% |
| (Σ) | 1,173,600.0 | 84.40% |

| | |
|-----|-----|
| (m) | 4.0 |
| (m) | 4.0 |
| (m) | 7.0 |
| (m) | 5.0 |
| (m) | 4.0 |
| (m) | 6.3 |
| (m) | 3.0 |
| (m) | 3.0 |
| (m) | 2.8 |
| (m) | 5.0 |
| (m) | 2.2 |

| | |
|------------|-------------|
| (m) | 2.0 |
| (m) | 3.0 |
| (m) | 3.0 |
| (m) | 6.0 |
| (m) | 4.0 |
| (m) | 2.0 |
| (m) | 3.0 |
| (m) | 6.0 |
| (m) | 7.0 |
| (m) | 4.7 |
| (m) | 7.0 |
| (m) | 93.9 |

| | | |
|------------|-----------------|---------------|
| (Σ) | 4,896.0 | 80.41% |
| (Σ) | 1,152.0 | 83.59% |
| (Σ) | 7,200.0 | 77.43% |
| (Σ) | 2,304.0 | 72.53% |
| (Σ) | 4,608.0 | 67.34% |
| (Σ) | 1,344.0 | 118.30% |
| (Σ) | 4,608.0 | 111.26% |
| (Σ) | 2,304.0 | 114.11% |
| (Σ) | 576.0 | 63.19% |
| (Σ) | 7,200.0 | 88.88% |
| (Σ) | 1,536.0 | 42.45% |
| (Σ) | 4,896.0 | 106.35% |
| (Σ) | 4,608.0 | 88.87% |
| (Σ) | 6,912.0 | 88.63% |
| (Σ) | 7,200.0 | 70.83% |
| (Σ) | 3,600.0 | 69.33% |
| (Σ) | 7,200.0 | 88.99% |
| (Σ) | 72,144.0 | 85.16% |

| | | |
|-----|----------|--------|
| (Σ) | 17,136.0 | 88.81% |
| (Σ) | 4,032.0 | 83.31% |
| (Σ) | 25,200.0 | 78.21% |
| (Σ) | 8,064.0 | 78.72% |
| (Σ) | 16,128.0 | 70.11% |
| (Σ) | 4,704.0 | 69.35% |
| (Σ) | 16,128.0 | 98.38% |
| (Σ) | 8,064.0 | 97.93% |
| (Σ) | 2,016.0 | 69.69% |
| (Σ) | 25,200.0 | 89.18% |
| (Σ) | 5,376.0 | 36.48% |

| | | |
|------------|------------------|---------------|
| (Σ) | 17,136.0 | 106.26% |
| (Σ) | 16,128.0 | 79.53% |
| (Σ) | 24,192.0 | 88.74% |
| (Σ) | 25,080.0 | 95.71% |
| (Σ) | 12,600.0 | 49.40% |
| (Σ) | 25,200.0 | 78.47% |
| (Σ) | 252,384.0 | 83.73% |

| | | |
|-------------|----------------|---------------|
| (NA) | 576.0 | 89.06% |
| (NA) | 672.0 | 76.49% |
| (NA) | 1,152.0 | 87.15% |
| (NA) | 2,304.0 | 107.16% |
| (NA) | 4,704.0 | 95.66% |

| | | |
|-------------|-----------------|---------------|
| (NA) | 2,016.0 | 91.32% |
| (NA) | 2,352.0 | 48.55% |
| (NA) | 4,032.0 | 75.47% |
| (NA) | 8,064.0 | 97.59% |
| (NA) | 16,464.0 | 84.40% |

| | | |
|------------|----------------|---------------|
| (Σ) | 6,900.0 | 98.10% |
| (Σ) | 6,900.0 | 98.10% |

| | | |
|------------|----------------|---------------|
| (Σ) | 6,900.0 | 98.39% |
| (Σ) | 6,900.0 | 98.39% |

| | | |
|------------|----------------|---------------|
| (Σ) | 4,140.0 | 88.94% |
| (Σ) | 4,140.0 | 88.94% |

| | | |
|------------|----------------|---------------|
| (Σ) | 5,520.0 | 95.40% |
| (Σ) | 5,520.0 | 95.40% |

| | | |
|------------|----------------|---------------|
| (Σ) | 7,590.0 | 96.46% |
| (Σ) | 7,590.0 | 96.46% |

| | | |
|------------|----------------|----------------|
| (Σ) | 7,584.0 | 106.50% |
| (Σ) | 7,584.0 | 106.50% |

| | | |
|-------------|----------------|----------------|
| | | |
| (Σ) | 4,140.0 | 92.92% |
| (Σ) | 4,140.0 | 92.92% |
| | | |
| (Σ) | 1,380.0 | 113.26% |
| (Σ) | 1,380.0 | 113.26% |
| | | |
| (Σ) | 4,140.0 | 106.30% |
| (Σ) | 4,140.0 | 106.30% |
| | | |
| (NA) | 345.0 | 84.35% |
| (NA) | 345.0 | 84.35% |
| | | |
| (Σ) | 2,760.0 | 72.46% |
| (Σ) | 2,760.0 | 72.46% |
| | | |
| (Σ) | 8,280.0 | 80.72% |
| (Σ) | 8,280.0 | 80.72% |
| | | |
| (Σ) | 2,760.0 | 94.89% |
| (Σ) | 2,760.0 | 94.89% |
| | | |
| (Σ) | 2,760.0 | 86.99% |
| (Σ) | 2,760.0 | 86.99% |
| | | |
| (Σ) | 2,760.0 | 95.91% |
| (Σ) | 2,760.0 | 95.91% |
| | | |
| (Σ) | 1,380.0 | 163.41% |
| (Σ) | 1,380.0 | 163.41% |
| | | |
| (NA) | 1,926.0 | 82.14% |
| (NA) | 1,926.0 | 82.14% |
| | | |

| | | |
|-------------|----------------|----------------|
| (NA) | 1,380.0 | 53.84% |
| (NA) | 1,380.0 | 53.84% |
| (NA) | 690.0 | 80.87% |
| (NA) | 690.0 | 80.87% |
| (Σ) | 360.0 | 68.89% |
| (Σ) | 360.0 | 68.89% |
| (m) | 220.0 | 145.27% |
| (m) | 220.0 | 187.42% |
| (m) | 440.0 | 166.34% |
| (m) | 190.0 | 246.84% |
| (m) | 190.0 | 246.84% |
| (m) | 120.0 | 97.71% |
| (m) | 120.0 | 98.47% |
| (m) | 240.0 | 98.09% |
| (m) | 60.0 | 119.31% |
| (m) | 70.0 | 122.98% |
| (m) | 130.0 | 121.28% |
| (Σ) | 10,270.0 | 52.32% |
| (Σ) | 10,270.0 | 74.84% |
| (Σ) | 17,064.0 | 89.12% |
| (Σ) | 15,792.0 | 29.50% |
| (Σ) | 5,688.0 | 80.10% |
| (Σ) | 12,624.0 | 80.26% |
| (Σ) | 3,156.0 | 398.61% |
| (Σ) | 8,688.0 | 79.36% |
| (Σ) | 9,480.0 | 88.23% |
| (Σ) | 10,270.0 | 76.81% |
| (Σ) | 10,270.0 | 72.55% |
| (Σ) | 13,260.0 | 95.74% |
| (Σ) | 18,960.0 | 102.68% |

| | | |
|------------|------------------|---------------|
| (Σ) | 11,376.0 | 83.59% |
| (Σ) | 7,584.0 | 93.24% |
| (Σ) | 6,320.0 | 64.75% |
| (Σ) | 16,569.0 | 86.86% |
| (Σ) | 6,320.0 | 85.11% |
| (Σ) | 1,580.0 | 749.62% |
| (Σ) | 10,416.0 | 79.45% |
| (Σ) | 4,740.0 | 58.38% |
| (Σ) | 210,697.0 | 88.41% |

| | | |
|------------|-----------------|---------------|
| (Σ) | 2,370.0 | 57.68% |
| (Σ) | 2,370.0 | 72.53% |
| (Σ) | 10,740.0 | 80.10% |
| (Σ) | 3,156.0 | 40.21% |
| (Σ) | 3,792.0 | 76.66% |
| (Σ) | 8,208.0 | 64.14% |
| (Σ) | 1,052.0 | 298.48% |
| (Σ) | 2,422.0 | 61.23% |
| (Σ) | 3,156.0 | 90.40% |
| (Σ) | 2,370.0 | 76.20% |
| (Σ) | 1,580.0 | 144.68% |
| (Σ) | 8,964.0 | 46.10% |
| (Σ) | 7,584.0 | 73.69% |
| (Σ) | 9,717.0 | 68.71% |
| (Σ) | 4,728.0 | 69.14% |
| (Σ) | 2,528.0 | 100.55% |
| (Σ) | 3,419.0 | 131.85% |
| (Σ) | 2,528.0 | 60.36% |
| (Σ) | 632.0 | 602.06% |
| (Σ) | 3,792.0 | 67.30% |
| (Σ) | 2,040.0 | 21.81% |
| (Σ) | 87,148.0 | 77.73% |

| | | |
|-----|----------|---------|
| (Σ) | 2,370.0 | 72.07% |
| (Σ) | 2,370.0 | 80.55% |
| (Σ) | 7,584.0 | 75.92% |
| (Σ) | 12,624.0 | 15.17% |
| (Σ) | 3,156.0 | 94.93% |
| (Σ) | 6,312.0 | 74.49% |
| (Σ) | 948.0 | 325.63% |
| (Σ) | 2,370.0 | 71.05% |
| (Σ) | 3,792.0 | 82.46% |
| (Σ) | 3,950.0 | 69.72% |

| | | |
|-------------|-----------------|---------------|
| (Σ) | 3,950.0 | 61.39% |
| (Σ) | 5,052.0 | 78.70% |
| (Σ) | 11,376.0 | 68.90% |
| (Σ) | 6,312.0 | 74.08% |
| (Σ) | 6,312.0 | 74.38% |
| (Σ) | 2,528.0 | 53.68% |
| (Σ) | 5,786.0 | 84.45% |
| (Σ) | 3,002.0 | 62.72% |
| (Σ) | 632.0 | 657.12% |
| (Σ) | 3,792.0 | 62.76% |
| (Σ) | 1,580.0 | 38.04% |
| (Σ) | 95,798.0 | 71.52% |
| (Σ) | 380.0 | 53.95% |
| (Σ) | 3,600.0 | 81.36% |
| (Σ) | 6,300.0 | 43.79% |
| (Σ) | 2,760.0 | 105.91% |
| (Σ) | 920.0 | 49.35% |
| (Σ) | 125.0 | 1421.60% |
| (Σ) | 14,085.0 | 78.43% |
| (Σ) | 864.0 | 114.47% |
| (Σ) | 192.0 | 0.00% |
| (Σ) | 1,056.0 | 93.66% |
| (Σ) | | |
| (Σ) | | |
| (Σ) | 2,661.0 | 93.87% |
| (Σ) | 2,661.0 | 93.87% |
| (NA) | 16,000.0 | 27.63% |
| (NA) | 16,000.0 | 27.63% |
| (Σ) | 2,800.0 | 22.86% |
| (Σ) | 1,264.0 | 84.81% |
| (Σ) | 6,912.0 | 93.94% |
| (Σ) | 2,112.0 | 42.09% |
| (Σ) | 2,784.0 | 93.57% |

| | | |
|------------|-----------------|---------------|
| (Σ) | 6,912.0 | 86.17% |
| (Σ) | 1,344.0 | 310.71% |
| (Σ) | 2,326.0 | 97.42% |
| (Σ) | 5,760.0 | 86.41% |
| (Σ) | 784.0 | 118.88% |
| (Σ) | 2,872.0 | 93.73% |
| (Σ) | 5,520.0 | 102.07% |
| (Σ) | 6,912.0 | 88.67% |
| (Σ) | 3,456.0 | 83.85% |
| (Σ) | 3,456.0 | 89.29% |
| (Σ) | 2,688.0 | 16.29% |
| (Σ) | 880.0 | 112.50% |
| (Σ) | 2,304.0 | 85.76% |
| (Σ) | 576.0 | 753.47% |
| (Σ) | 3,312.0 | 111.65% |
| (Σ) | 1,536.0 | 42.97% |
| (Σ) | 66,510.0 | 94.04% |

| | | |
|------------|------------------|----------------|
| (Σ) | 9,400.0 | 15.65% |
| (Σ) | 3,544.0 | 79.01% |
| (Σ) | 24,192.0 | 91.57% |
| (Σ) | 6,432.0 | 34.47% |
| (Σ) | 9,240.0 | 88.96% |
| (Σ) | 24,192.0 | 76.70% |
| (Σ) | 4,704.0 | 295.79% |
| (Σ) | 6,366.0 | 129.61% |
| (Σ) | 20,160.0 | 102.48% |
| (Σ) | 2,344.0 | 70.86% |
| (Σ) | 7,832.0 | 183.38% |
| (Σ) | 18,120.0 | 100.77% |
| (Σ) | 24,192.0 | 101.60% |
| (Σ) | 12,096.0 | 84.57% |
| (Σ) | 10,872.0 | 93.44% |
| (Σ) | 2,688.0 | 33.04% |
| (Σ) | 2,680.0 | 90.41% |
| (Σ) | 8,064.0 | 91.74% |
| (Σ) | 2,016.0 | 815.63% |
| (Σ) | 10,872.0 | 101.19% |
| (Σ) | 5,376.0 | 35.62% |
| (Σ) | 215,382.0 | 101.01% |

| | | |
|-----|-------|---------|
| (Σ) | 720.0 | 197.64% |
| (Σ) | 720.0 | 188.89% |

| | | |
|-----|----------|---------|
| (Σ) | 1,440.0 | 193.26% |
| (Σ) | 960.0 | 161.25% |
| (Σ) | 1,920.0 | 51.30% |
| (Σ) | 2,880.0 | 87.95% |
| (Σ) | 1,440.0 | 63.54% |
| (Σ) | 960.0 | 87.19% |
| (Σ) | 2,400.0 | 73.00% |
| (Σ) | 960.0 | 202.60% |
| (Σ) | 960.0 | 193.02% |
| (Σ) | 1,920.0 | 197.81% |
| (Σ) | | |
| (Σ) | | |
| (Σ) | | |
| (Σ) | 1,920.0 | 107.40% |
| (Σ) | 1,920.0 | 107.40% |
| (Σ) | 5,760.0 | 111.63% |
| (Σ) | 5,760.0 | 125.63% |
| (Σ) | 11,520.0 | 118.63% |
| (Σ) | 1,920.0 | 95.42% |
| (Σ) | 1,920.0 | 95.42% |
| (Σ) | 1,920.0 | 93.70% |
| (Σ) | 1,920.0 | 109.43% |
| (Σ) | 3,840.0 | 101.56% |
| (Σ) | 120.0 | 135.83% |
| (Σ) | 120.0 | 237.50% |
| (Σ) | 240.0 | 186.67% |

| | | |
|------------|-----------------|----------------|
| (Σ) | 1,140.0 | 101.84% |
| (Σ) | 1,200.0 | 120.33% |
| (Σ) | 2,340.0 | 111.32% |
| (Σ) | 840.0 | 98.21% |
| (Σ) | 2,400.0 | 100.50% |
| (Σ) | 3,240.0 | 99.91% |
| (Σ) | 400.0 | 61.00% |
| (Σ) | 2,340.0 | 79.40% |
| (Σ) | 2,740.0 | 76.72% |
| (Σ) | 2,760.0 | 89.71% |
| (Σ) | 2,760.0 | 89.71% |
| (Σ) | 200.0 | 50.50% |
| (Σ) | 1,500.0 | 74.73% |
| (Σ) | 1,700.0 | 71.88% |
| (Σ) | 300.0 | 48.00% |
| (Σ) | 300.0 | 48.00% |
| (Σ) | 14,400.0 | 100.24% |
| (Σ) | 10,800.0 | 97.33% |
| (Σ) | 2,580.0 | 97.52% |
| (Σ) | 27,780.0 | 98.86% |
| (Σ) | 2,700.0 | 104.30% |
| (Σ) | 2,700.0 | 104.30% |
| (Σ) | | |
| (Σ) | | |
| (Σ) | 9,300.0 | 101.24% |
| (Σ) | 9,300.0 | 101.24% |

| | | |
|-------------|----------------|----------------|
| | | |
| (Σ) | 800.0 | 82.88% |
| (Σ) | 400.0 | 56.25% |
| (Σ) | 1,200.0 | 74.00% |
| | | |
| (Σ) | 40.0 | 95.00% |
| (Σ) | 20.0 | 100.00% |
| (Σ) | 60.0 | 96.67% |
| | | |
| (m) | 20.0 | 0.00% |
| (m) | 60.0 | 117.50% |
| (m) | 60.0 | 122.78% |
| (m) | 60.0 | 114.03% |
| (m) | 60.0 | 116.67% |
| (m) | 60.0 | 118.06% |
| (m) | 60.0 | 122.36% |
| (m) | 380.0 | 112.32% |
| | | |
| (Σ) | 360.0 | 0.00% |
| (Σ) | 2,160.0 | 193.80% |
| (Σ) | 1,440.0 | 117.57% |
| (Σ) | 3,960.0 | 148.46% |
| | | |
| (m) | 112.7 | 110.73% |
| (m) | 155.0 | 232.96% |
| (m) | 155.0 | 197.53% |
| (m) | 422.7 | 187.37% |
| | | |
| (Σ) | 1,664.0 | 91.53% |
| (Σ) | 1,664.0 | 91.53% |
| | | |
| (Σ) | 288.0 | 83.68% |
| (Σ) | 288.0 | 83.68% |
| | | |
| (NA) | 704.0 | 39.06% |
| (NA) | 704.0 | 39.06% |

| | | |
|-------------|----------------|----------------|
| (Σ) | 352.0 | 86.65% |
| (Σ) | 352.0 | 86.65% |
| (Σ) | 352.0 | 97.44% |
| (Σ) | 352.0 | 97.44% |
| (Σ) | 256.0 | 87.50% |
| (Σ) | 256.0 | 87.50% |
| (NA) | 256.0 | 111.33% |
| (NA) | 256.0 | 111.33% |
| (Σ) | 512.0 | 66.99% |
| (Σ) | 512.0 | 66.99% |
| (Σ) | 1,344.0 | 96.35% |
| (Σ) | 1,344.0 | 96.35% |
| (Σ) | | |
| (Σ) | | |
| (Σ) | | |
| (Σ) | | |
| (Σ) | | |
| (Σ) | | |
| (Σ) | | |
| (Σ) | | |
| (Σ) | | |
| (Σ) | | |
| (Σ) | | |
| (Σ) | | |
| (Σ) | | |

| | | |
|-------------|-------------|---------------|
| (Σ) | | |
| (Σ) | | |
| (Σ) | | |
| (Σ) | | |
| (Σ) | | |
| (m) | 8.0 | 100.00% |
| (m) | 8.0 | 85.42% |
| (m) | 8.0 | 93.75% |
| (m) | 8.0 | 104.17% |
| (m) | 32.0 | 95.83% |
| (NA) | | |
| (NA) | | |
| (NA) | | |
| (NA) | | |
| (NA) | | |
| (m) | | |
| (m) | | |
| (m) | | |
| (m) | | |
| (m) | | |
| (m) | 3.0 | |
| (m) | 1.0 | |
| (m) | 4.8 | |
| (m) | 9.7 | |
| (m) | 2.0 | |
| (m) | 5.0 | |
| (m) | 25.4 | |
| (Σ) | 3,492.0 | 343.56% |
| (Σ) | 416.0 | 1939.66% |
| (Σ) | 23,712.0 | 76.05% |
| (Σ) | 44,092.0 | 86.86% |

| | | |
|------------|-----------------|----------------|
| (Σ) | 2,244.0 | 592.07% |
| (Σ) | 23,112.0 | 87.59% |
| (Σ) | 97,068.0 | 113.25% |

| | | |
|------------|-----------------|----------------|
| (Σ) | 1,404.0 | 297.93% |
| (Σ) | 156.0 | 1367.95% |
| (Σ) | 8,892.0 | 85.57% |
| (Σ) | 17,160.0 | 92.75% |
| (Σ) | 936.0 | 667.84% |
| (Σ) | 9,360.0 | 81.54% |
| (Σ) | 37,908.0 | 115.35% |

| | | |
|------------|------------------|---------------|
| (Σ) | 9,600.0 | 285.48% |
| (Σ) | 1,000.0 | 915.40% |
| (Σ) | 65,400.0 | 57.53% |
| (Σ) | 132,000.0 | 93.16% |
| (Σ) | 6,000.0 | 274.18% |
| (Σ) | 60,000.0 | 96.03% |
| (Σ) | 274,000.0 | 98.99% |

| | | |
|------------|-----------------|----------------|
| (Σ) | | |
| (Σ) | 4,416.0 | 78.51% |
| (Σ) | 4,896.0 | 114.13% |
| (Σ) | 648.0 | 527.62% |
| (Σ) | 7,200.0 | 60.40% |
| (Σ) | 17,160.0 | 102.73% |

| | | |
|-------------|-----------------|----------------|
| (NA) | | |
| (NA) | 15,456.0 | 78.46% |
| (NA) | 17,136.0 | 118.10% |
| (NA) | 2,268.0 | 405.38% |
| (NA) | 25,200.0 | 69.69% |
| (NA) | 60,060.0 | 103.48% |

| | | |
|-----|----------|--------|
| (Σ) | 2,841.0 | 74.23% |
| (Σ) | 5,052.0 | 24.31% |
| (Σ) | | |
| (Σ) | 2,844.0 | 27.92% |
| (Σ) | 5,526.0 | 46.85% |
| (Σ) | 14,508.0 | 45.85% |

| | | |
|------|----------|---------|
| (Σ) | 30,771.0 | 53.13% |
| (Σ) | | |
| (Σ) | | |
| (Σ) | 1,422.0 | 21.10% |
| (Σ) | 6,948.0 | 60.19% |
| (Σ) | 8,370.0 | 82.66% |
| (Σ) | | |
| (Σ) | 1,578.0 | 191.51% |
| (Σ) | 5,052.0 | 5.07% |
| (Σ) | | |
| (Σ) | 1,422.0 | 14.56% |
| (Σ) | 2,841.0 | 48.36% |
| (Σ) | 6,312.0 | 80.58% |
| (Σ) | 17,205.0 | 71.09% |
| (Σ) | | |
| (Σ) | 345.0 | 215.94% |
| (Σ) | 345.0 | 215.94% |
| (Σ) | | |
| (Σ) | 288.0 | 81.25% |
| (Σ) | 1,440.0 | 26.53% |
| (Σ) | 1,728.0 | 35.65% |
| (Σ) | | |
| (Σ) | 1,008.0 | 73.02% |
| (Σ) | 5,040.0 | 23.43% |
| (Σ) | 6,048.0 | 31.70% |
| (m) | 140.0 | 93.33% |
| (m) | 140.0 | 93.33% |
| (m) | 8.0 | 97.92% |
| (m) | 8.0 | 97.92% |
| (NA) | | |
| (NA) | | |

| | | |
|------------|-------------|----------------|
| (m) | | |
| (m) | | |
| | | |
| | | |
| (m) | 80.0 | 259.58% |
| (m) | 80.0 | 259.58% |
| | | |
| | | |
| (Σ) | | |
| (Σ) | | |
| | | |
| | | |
| (Σ) | | |
| (Σ) | | |
| | | |
| | | |
| (Σ) | | |
| (Σ) | | |
| | | |
| | | |
| (Σ) | | |
| (Σ) | | |
| | | |
| | | |
| (Σ) | | |
| (Σ) | | |