






Período: 2019  
 Tipo de Contrato:  
 Contrato: R005/2015 REDE ASSISTENCIAL DA STS V.MARIANA/JABAQUARA E DA STS I  
 Unidade:  
 Serviço:  
 Objetivo:  
 Produção:  
 Agrupamento: Serviço / Produção / Contrato / Unidade  
 Meta Mínima: 85

	De	Até	
Acima do Contratado:	100.01		
Satisfatório:	85	100	
Insatisfatório:	70	84.99	
Crítico:	50	69.99	
Alarmante:	0	49.99	
Análises	Todos os registros		

Data da Última Atualização: 06/10/2019

Legenda:

- " - " Produção Não Vigente / Não Exibida no Período
- " \* " Período Não Calculado
- " (Σ) " Soma
- " (m) " Média
- " (NA) " Não Se Aplica

PIRANGA

UNIDADE	JAN Realizado	JAN Previsto	JAN %	FEV Realizado	FEV Previsto
<b>SERVIÇO: 0001-ESF - ESTRATÉGIA S</b>					
<b>CONTRATO: R005/2015-REDE ASSI</b>					
UBS JARDIM DA SAÚDE - NEUSA RC	464.0	416.0	111.54%	303.0	416.0
UBS VILA SANTA CATARINA	1,645.0	1,914.0	85.95%	1,849.0	1,914.0
UBS AURÉLIO MELLONE	503.0	1,248.0	40.30%	409.0	1,248.0
UBS ÁGUA FUNDA	1,834.0	1,914.0	95.82%	2,072.0	1,914.0
UBS CUPECÊ - DR. WALDOMIRO PR	977.0	2,746.0	35.58%	2,163.0	2,746.0
UBS LUIZ ERNESTO MAZZONI	488.0	749.0	65.15%	216.0	749.0
UBS ALMIRANTE DELLAMARE	1,436.0	1,914.0	75.03%	1,463.0	1,914.0
AMA/UBS INTEGRADA VILA CLARA	1,853.0	2,247.0	82.47%	2,042.0	2,247.0
UBS JARDIM LOURDES	1,469.0	1,997.0	73.56%	1,783.0	1,997.0
UBS VILA CARIOCA	919.0	918.0	100.11%	743.0	918.0
UBS VILA CAMPESTRE	1,016.0	1,914.0	53.08%	1,443.0	1,914.0
UBS HELIÓPOLIS	1,064.0	918.0	115.90%	1,060.0	918.0
<b>TOTAL</b>	<b>13,668.0</b>	<b>18,895.0</b>	<b>72.34%</b>	<b>15,546.0</b>	<b>18,895.0</b>
<b>SERVIÇO: 0001-ESF - ESTRATÉGIA S</b>					
<b>CONTRATO: R005/2015-REDE ASSI</b>					
UBS CUPECÊ - DR. WALDOMIRO PR	893.0	342.0	261.11%	412.0	342.0
<b>TOTAL</b>	<b>893.0</b>	<b>342.0</b>	<b>261.11%</b>	<b>412.0</b>	<b>342.0</b>
<b>SERVIÇO: 0001-ESF - ESTRATÉGIA S</b>					
<b>CONTRATO: R005/2015-REDE ASSI</b>					
UBS JARDIM DA SAÚDE - NEUSA RC	163.0	156.0	104.49%	42.0	156.0
UBS VILA SANTA CATARINA	559.0	780.0	71.67%	782.0	780.0
UBS AURÉLIO MELLONE	485.0	468.0	103.63%	422.0	468.0
UBS ÁGUA FUNDA	1,286.0	780.0	164.87%	824.0	780.0
UBS CUPECÊ - DR. WALDOMIRO PR	1,198.0	936.0	127.99%	1,001.0	936.0
UBS LUIZ ERNESTO MAZZONI	337.0	312.0	108.01%	346.0	312.0
UBS ALMIRANTE DELLAMARE	979.0	780.0	125.51%	1,040.0	780.0
AMA/UBS INTEGRADA VILA CLARA	968.0	936.0	103.42%	958.0	936.0
UBS JARDIM LOURDES	810.0	780.0	103.85%	746.0	780.0
UBS VILA CARIOCA	417.0	441.0	94.56%	447.0	441.0
UBS VILA CAMPESTRE	657.0	780.0	84.23%	762.0	780.0
UBS HELIÓPOLIS	508.0	441.0	115.19%	478.0	441.0
<b>TOTAL</b>	<b>8,367.0</b>	<b>7,590.0</b>	<b>110.24%</b>	<b>7,848.0</b>	<b>7,590.0</b>
<b>SERVIÇO: 0001-ESF - ESTRATÉGIA S</b>					
<b>CONTRATO: R005/2015-REDE ASSI</b>					
UBS JARDIM DA SAÚDE - NEUSA RC	823.0	1,200.0	68.58%	1,064.0	1,200.0
UBS VILA SANTA CATARINA	5,100.0	5,800.0	87.93%	5,482.0	5,800.0
UBS AURÉLIO MELLONE	2,914.0	3,000.0	97.13%	4,086.0	3,000.0
UBS ÁGUA FUNDA	5,791.0	6,000.0	96.52%	6,144.0	6,000.0
UBS CUPECÊ - DR. WALDOMIRO PR	6,284.0	6,000.0	104.73%	6,818.0	6,000.0
UBS LUIZ ERNESTO MAZZONI	2,398.0	2,400.0	99.92%	2,366.0	2,400.0
UBS ALMIRANTE DELLAMARE	5,107.0	6,000.0	85.12%	4,734.0	6,000.0

AMA/UBS INTEGRADA VILA CLARA	6,181.0	7,200.0	85.85%	6,145.0	7,200.0
UBS JARDIM LOURDES	5,282.0	6,000.0	88.03%	5,544.0	6,000.0
UBS VILA CARIOCA	2,418.0	2,700.0	89.56%	2,294.0	2,700.0
UBS VILA CAMPESTRE	5,556.0	6,000.0	92.60%	5,595.0	6,000.0
UBS HELIÓPOLIS	2,143.0	2,700.0	79.37%	1,958.0	2,700.0
<b>TOTAL</b>	<b>49,997.0</b>	<b>55,000.0</b>	<b>90.90%</b>	<b>52,230.0</b>	<b>55,000.0</b>

**SERVIÇO: 0001-ESF - ESTRATÉGIA S**

**CONTRATO: R005/2015-REDE ASSI**

UBS JARDIM DA SAÚDE - NEUSA R		1.0			1.0
UBS VILA SANTA CATARINA		5.0			5.0
UBS AURÉLIO MELLONE		3.0			3.0
UBS ÁGUA FUNDA		5.0			5.0
UBS CUPECÊ - DR. WALDOMIRO PR		6.0			6.0
UBS LUIZ ERNESTO MAZZONI		2.0			2.0
UBS ALMIRANTE DELLAMARE		5.0			5.0
AMA/UBS INTEGRADA VILA CLARA		6.0			6.0
UBS JARDIM LOURDES		5.0			5.0
UBS VILA CARIOCA		3.0			3.0
UBS VILA CAMPESTRE		5.0			5.0
UBS HELIÓPOLIS		3.0			3.0
<b>TOTAL</b>		<b>49.0</b>			<b>49.0</b>

**SERVIÇO: 0001-ESF - ESTRATÉGIA S**

**CONTRATO: R005/2015-REDE ASSI**

UBS VILA SANTA CATARINA	513.0	600.0	85.50%	396.0	600.0
UBS AURÉLIO MELLONE	191.0	216.0	88.43%	232.0	216.0
UBS ÁGUA FUNDA	237.0	216.0	109.72%	132.0	216.0
UBS CUPECÊ - DR. WALDOMIRO PR	519.0	432.0	120.14%	507.0	432.0
UBS LUIZ ERNESTO MAZZONI	251.0	216.0	116.20%	224.0	216.0
AMA/UBS INTEGRADA VILA CLARA	607.0	624.0	97.28%	598.0	624.0
UBS JARDIM LOURDES	383.0	432.0	88.66%	351.0	432.0
UBS VILA CAMPESTRE	695.0	600.0	115.83%	691.0	600.0
UBS HELIÓPOLIS	179.0	192.0	93.23%	206.0	192.0
<b>TOTAL</b>	<b>3,575.0</b>	<b>3,528.0</b>	<b>101.33%</b>	<b>3,337.0</b>	<b>3,528.0</b>

**SERVIÇO: 0001-ESF - ESTRATÉGIA S**

**CONTRATO: R005/2015-REDE ASSI**

UBS VILA SANTA CATARINA	1,593.0	2,100.0	75.86%	1,115.0	2,100.0
UBS AURÉLIO MELLONE	1,142.0	756.0	151.06%	1,055.0	756.0
UBS ÁGUA FUNDA	1,120.0	756.0	148.15%	641.0	756.0
UBS CUPECÊ - DR. WALDOMIRO PR	1,822.0	1,512.0	120.50%	2,088.0	1,512.0
UBS LUIZ ERNESTO MAZZONI	815.0	756.0	107.80%	817.0	756.0
AMA/UBS INTEGRADA VILA CLARA	1,863.0	2,184.0	85.30%	2,354.0	2,184.0
UBS JARDIM LOURDES	1,536.0	1,512.0	101.59%	1,526.0	1,512.0
UBS VILA CAMPESTRE	2,011.0	2,100.0	95.76%	2,739.0	2,100.0
UBS HELIÓPOLIS	528.0	672.0	78.57%	720.0	672.0
<b>TOTAL</b>	<b>12,430.0</b>	<b>12,348.0</b>	<b>100.66%</b>	<b>13,055.0</b>	<b>12,348.0</b>

<b>SERVIÇO: 0001-ESF - ESTRATÉGIA S</b>					
<b>CONTRATO: R005/2015-REDE ASSI</b>					
UBS ÁGUA FUNDA	74.0	80.0	92.50%	55.0	80.0
UBS HELIÓPOLIS	79.0	96.0	82.29%	95.0	96.0
<b>TOTAL</b>	<b>153.0</b>	<b>176.0</b>	<b>86.93%</b>	<b>150.0</b>	<b>176.0</b>
<b>SERVIÇO: 0001-ESF - ESTRATÉGIA S</b>					
<b>CONTRATO: R005/2015-REDE ASSI</b>					
UBS ÁGUA FUNDA	323.0	200.0	161.50%	149.0	200.0
UBS HELIÓPOLIS	313.0	336.0	93.15%	483.0	336.0
<b>TOTAL</b>	<b>636.0</b>	<b>536.0</b>	<b>118.66%</b>	<b>632.0</b>	<b>536.0</b>
<b>SERVIÇO: 0003-AMA - ESPECIALIDA/</b>					
<b>CONTRATO: R005/2015-REDE ASSI</b>					
AMA ESPECIALIDADES VILA DAS MI	733.0	678.0	108.11%	759.0	678.0
<b>TOTAL</b>	<b>733.0</b>	<b>678.0</b>	<b>108.11%</b>	<b>759.0</b>	<b>678.0</b>
<b>SERVIÇO: 0003-AMA - ESPECIALIDA/</b>					
<b>CONTRATO: R005/2015-REDE ASSI</b>					
AMA ESPECIALIDADES VILA DAS MI	314.0	448.0	70.09%	491.0	448.0
<b>TOTAL</b>	<b>314.0</b>	<b>448.0</b>	<b>70.09%</b>	<b>491.0</b>	<b>448.0</b>
<b>SERVIÇO: 0003-AMA - ESPECIALIDA/</b>					
<b>CONTRATO: R005/2015-REDE ASSI</b>					
AMA ESPECIALIDADES VILA DAS MI	640.0	575.0	111.30%	688.0	575.0
<b>TOTAL</b>	<b>640.0</b>	<b>575.0</b>	<b>111.30%</b>	<b>688.0</b>	<b>575.0</b>
<b>SERVIÇO: 0003-AMA - ESPECIALIDA/</b>					
<b>CONTRATO: R005/2015-REDE ASSI</b>					
AMA ESPECIALIDADES VILA DAS MI	705.0	690.0	102.17%	825.0	690.0
<b>TOTAL</b>	<b>705.0</b>	<b>690.0</b>	<b>102.17%</b>	<b>825.0</b>	<b>690.0</b>
<b>SERVIÇO: 0003-AMA - ESPECIALIDA/</b>					
<b>CONTRATO: R005/2015-REDE ASSI</b>					
AMA ESPECIALIDADES VILA DAS MI	131.0	115.0	113.91%	132.0	115.0
<b>TOTAL</b>	<b>131.0</b>	<b>115.0</b>	<b>113.91%</b>	<b>132.0</b>	<b>115.0</b>
<b>SERVIÇO: 0003-AMA - ESPECIALIDA/</b>					
<b>CONTRATO: R005/2015-REDE ASSI</b>					
AMA ESPECIALIDADES VILA DAS MI	571.0	575.0	99.30%	677.0	575.0
<b>TOTAL</b>	<b>571.0</b>	<b>575.0</b>	<b>99.30%</b>	<b>677.0</b>	<b>575.0</b>
<b>SERVIÇO: 0003-AMA - ESPECIALIDA/</b>					
<b>CONTRATO: R005/2015-REDE ASSI</b>					
AMA ESPECIALIDADES VILA DAS MI	806.0	690.0	116.81%	791.0	690.0
<b>TOTAL</b>	<b>806.0</b>	<b>690.0</b>	<b>116.81%</b>	<b>791.0</b>	<b>690.0</b>
<b>SERVIÇO: 0003-AMA - ESPECIALIDA/</b>					
<b>CONTRATO: R005/2015-REDE ASSI</b>					
AMA ESPECIALIDADES VILA DAS MI	494.0	575.0	85.91%	647.0	575.0
<b>TOTAL</b>	<b>494.0</b>	<b>575.0</b>	<b>85.91%</b>	<b>647.0</b>	<b>575.0</b>
<b>SERVIÇO: 0003-AMA - ESPECIALIDA/</b>					
<b>CONTRATO: R005/2015-REDE ASSI</b>					
AMA ESPECIALIDADES VILA DAS MI	130.0	115.0	113.04%	132.0	115.0

<b>TOTAL</b>	<b>130.0</b>	<b>115.0</b>	<b>113.04%</b>	<b>132.0</b>	<b>115.0</b>
<b>SERVIÇO: 0003-AMA - ESPECIALIDADE</b>					
<b>CONTRATO: R005/2015-REDE ASSISTENCIAL</b>					
AMA ESPECIALIDADES VILA DAS MERCEDES	93.0	79.0	117.72%	99.0	79.0
<b>TOTAL</b>	<b>93.0</b>	<b>79.0</b>	<b>117.72%</b>	<b>99.0</b>	<b>79.0</b>
<b>SERVIÇO: 0005-CAPS II ADULTO / FAMILIAR</b>					
<b>CONTRATO: R005/2015-REDE ASSISTENCIAL</b>					
CAPS ADULTO II JABAQUARA	259.0	250.0	103.60%	254.0	250.0
CAPS ADULTO II V. MONUMENTO	484.0	250.0	193.60%	466.0	250.0
<b>TOTAL</b>	<b>743.0</b>	<b>500.0</b>	<b>148.60%</b>	<b>720.0</b>	<b>500.0</b>
<b>SERVIÇO: 0006-CAPS II ÁLCOOL E DROGAS</b>					
<b>CONTRATO: R005/2015-REDE ASSISTENCIAL</b>					
CAPS ÁLCOOL E DROGAS II SACOMEN	275.0	250.0	110.00%	284.0	250.0
<b>TOTAL</b>	<b>275.0</b>	<b>250.0</b>	<b>110.00%</b>	<b>284.0</b>	<b>250.0</b>
<b>SERVIÇO: 0009-PAI - PROGRAMA INTEGRADO</b>					
<b>CONTRATO: R005/2015-REDE ASSISTENCIAL</b>					
AMA/UBS INTEGRADA SÃO VICENTE	119.0	120.0	99.17%	119.0	120.0
UBS JARDIM LOURDES	120.0	120.0	100.00%	120.0	120.0
<b>TOTAL</b>	<b>239.0</b>	<b>240.0</b>	<b>99.58%</b>	<b>239.0</b>	<b>240.0</b>
<b>SERVIÇO: 0013-UBS - UNIDADE BÁSICA</b>					
<b>CONTRATO: R005/2015-REDE ASSISTENCIAL</b>					
AMA/UBS INTEGRADA SÃO VICENTE	815.0	789.0	103.30%	801.0	789.0
UBS VILA ARAPUÁ	818.0	789.0	103.68%	596.0	789.0
UBS VILA DAS MERCÊS	817.0	789.0	103.55%	835.0	789.0
<b>TOTAL</b>	<b>2,450.0</b>	<b>2,367.0</b>	<b>103.51%</b>	<b>2,232.0</b>	<b>2,367.0</b>
<b>SERVIÇO: 0013-UBS - UNIDADE BÁSICA</b>					
<b>CONTRATO: R005/2015-REDE ASSISTENCIAL</b>					
AMA/UBS INTEGRADA SÃO VICENTE	387.0	526.0	73.57%	478.0	526.0
UBS VILA ARAPUÁ	268.0	263.0	101.90%	266.0	263.0
UBS VILA DAS MERCÊS	520.0	526.0	98.86%	488.0	526.0
<b>TOTAL</b>	<b>1,175.0</b>	<b>1,315.0</b>	<b>89.35%</b>	<b>1,232.0</b>	<b>1,315.0</b>
<b>SERVIÇO: 0013-UBS - UNIDADE BÁSICA</b>					
<b>CONTRATO: R005/2015-REDE ASSISTENCIAL</b>					
AMA/UBS INTEGRADA SÃO VICENTE	254.0	263.0	96.58%	292.0	263.0
UBS VILA ARAPUÁ	287.0	263.0	109.13%	69.0	263.0
UBS VILA DAS MERCÊS	265.0	263.0	100.76%	248.0	263.0
<b>TOTAL</b>	<b>806.0</b>	<b>789.0</b>	<b>102.15%</b>	<b>609.0</b>	<b>789.0</b>
<b>SERVIÇO: 0013-UBS - UNIDADE BÁSICA</b>					
<b>CONTRATO: R005/2015-REDE ASSISTENCIAL</b>					
AMA/UBS INTEGRADA SÃO VICENTE	139.0	125.0	111.20%	141.0	125.0
UBS VILA DAS MERCÊS	197.0	125.0	157.60%	171.0	125.0
<b>TOTAL</b>	<b>336.0</b>	<b>250.0</b>	<b>134.40%</b>	<b>312.0</b>	<b>250.0</b>
<b>SERVIÇO: 0013-UBS - UNIDADE BÁSICA</b>					
<b>CONTRATO: R005/2015-REDE ASSISTENCIAL</b>					
AMA/UBS INTEGRADA SÃO VICENTE	192.0	240.0	80.00%	304.0	240.0

UBS VILA ARAPUÁ	217.0	272.0	79.78%	267.0	272.0
UBS VILA DAS MERCÊS	301.0	480.0	62.71%	363.0	480.0
<b>TOTAL</b>	<b>710.0</b>	<b>992.0</b>	<b>71.57%</b>	<b>934.0</b>	<b>992.0</b>
<b>SERVIÇO: 0013-UBS - UNIDADE BÁ</b>					
<b>CONTRATO: R005/2015-REDE ASSI</b>					
AMA/UBS INTEGRADA SÃO VICENT	548.0	840.0	65.24%	820.0	840.0
UBS VILA ARAPUÁ	975.0	872.0	111.81%	1,244.0	872.0
UBS VILA DAS MERCÊS	1,192.0	1,680.0	70.95%	1,494.0	1,680.0
<b>TOTAL</b>	<b>2,715.0</b>	<b>3,392.0</b>	<b>80.04%</b>	<b>3,558.0</b>	<b>3,392.0</b>
<b>SERVIÇO: 0016-APOIO DIAGNÓSTI</b>					
<b>CONTRATO: R005/2015-REDE ASSI</b>					
AMA ESPECIALIDADES VILA DAS MI	217.0	250.0	86.80%	214.0	250.0
<b>TOTAL</b>	<b>217.0</b>	<b>250.0</b>	<b>86.80%</b>	<b>214.0</b>	<b>250.0</b>
<b>SERVIÇO: 0016-APOIO DIAGNÓSTI</b>					
<b>CONTRATO: R005/2015-REDE ASSI</b>					
AMA ESPECIALIDADES VILA DAS MI	138.0	180.0	76.67%	171.0	180.0
<b>TOTAL</b>	<b>138.0</b>	<b>180.0</b>	<b>76.67%</b>	<b>171.0</b>	<b>180.0</b>
<b>SERVIÇO: 0016-APOIO DIAGNÓSTI</b>					
<b>CONTRATO: R005/2015-REDE ASSI</b>					
AMA ESPECIALIDADES VILA DAS MI	94.0	100.0	94.00%	94.0	100.0
<b>TOTAL</b>	<b>94.0</b>	<b>100.0</b>	<b>94.00%</b>	<b>94.0</b>	<b>100.0</b>
<b>SERVIÇO: 0016-APOIO DIAGNÓSTI</b>					
<b>CONTRATO: R005/2015-REDE ASSI</b>					
AMA ESPECIALIDADES VILA DAS MI	604.0			445.0	
<b>TOTAL</b>	<b>604.0</b>			<b>445.0</b>	
<b>SERVIÇO: 0016-APOIO DIAGNÓSTI</b>					
<b>CONTRATO: R005/2015-REDE ASSI</b>					
AMA ESPECIALIDADES VILA DAS MI	22.0	20.0	110.00%	21.0	20.0
<b>TOTAL</b>	<b>22.0</b>	<b>20.0</b>	<b>110.00%</b>	<b>21.0</b>	<b>20.0</b>
<b>SERVIÇO: 0016-APOIO DIAGNÓSTI</b>					
<b>CONTRATO: R005/2015-REDE ASSI</b>					
AMA ESPECIALIDADES VILA DAS MI	96.0	100.0	96.00%	85.0	100.0
<b>TOTAL</b>	<b>96.0</b>	<b>100.0</b>	<b>96.00%</b>	<b>85.0</b>	<b>100.0</b>
<b>SERVIÇO: 0016-APOIO DIAGNÓSTI</b>					
<b>CONTRATO: R005/2015-REDE ASSI</b>					
AMA ESPECIALIDADES VILA DAS MI	404.0	450.0	89.78%	427.0	450.0
<b>TOTAL</b>	<b>404.0</b>	<b>450.0</b>	<b>89.78%</b>	<b>427.0</b>	<b>450.0</b>
<b>SERVIÇO: 0016-APOIO DIAGNÓSTI</b>					
<b>CONTRATO: R005/2015-REDE ASSI</b>					
AMA ESPECIALIDADES VILA DAS MI	282.0	300.0	94.00%	281.0	300.0
<b>TOTAL</b>	<b>282.0</b>	<b>300.0</b>	<b>94.00%</b>	<b>281.0</b>	<b>300.0</b>
<b>SERVIÇO: 0016-APOIO DIAGNÓSTI</b>					
<b>CONTRATO: R005/2015-REDE ASSI</b>					
AMA ESPECIALIDADES VILA DAS MI	148.0			143.0	
<b>TOTAL</b>	<b>148.0</b>			<b>143.0</b>	

<b>SERVIÇO: 0018-ATENÇÃO DOMICIL</b>					
<b>CONTRATO: R005/2015-REDE ASSI</b>					
UBS VILA DAS MERCÊS	108.0	90.0	120.00%	110.0	90.0
<b>TOTAL</b>	<b>108.0</b>	<b>90.0</b>	<b>120.00%</b>	<b>110.0</b>	<b>90.0</b>
<b>SERVIÇO: 0020-CAPS II INFANTO JU</b>					
<b>CONTRATO: R005/2015-REDE ASSI</b>					
CAPS INFANTOJUVENIL HELIÓPOLIS	127.0	250.0	50.80%	135.0	250.0
<b>TOTAL</b>	<b>127.0</b>	<b>250.0</b>	<b>50.80%</b>	<b>135.0</b>	<b>250.0</b>
<b>SERVIÇO: 0021-URSI - UNIDADE DE</b>					
<b>CONTRATO: R005/2015-REDE ASSI</b>					
AMA/UBS INTEGRADA SÃO VICENT	158.0	154.0	102.60%	149.0	154.0
<b>TOTAL</b>	<b>158.0</b>	<b>154.0</b>	<b>102.60%</b>	<b>149.0</b>	<b>154.0</b>
<b>SERVIÇO: 0021-URSI - UNIDADE DE</b>					
<b>CONTRATO: R005/2015-REDE ASSI</b>					
AMA/UBS INTEGRADA SÃO VICENT	134.0	133.0	100.75%	133.0	133.0
<b>TOTAL</b>	<b>134.0</b>	<b>133.0</b>	<b>100.75%</b>	<b>133.0</b>	<b>133.0</b>
<b>SERVIÇO: 0021-URSI - UNIDADE DE</b>					
<b>CONTRATO: R005/2015-REDE ASSI</b>					
AMA/UBS INTEGRADA SÃO VICENT	47.0	48.0	97.92%	39.0	48.0
<b>TOTAL</b>	<b>47.0</b>	<b>48.0</b>	<b>97.92%</b>	<b>39.0</b>	<b>48.0</b>
<b>SERVIÇO: 0022-PSM/PA - PRONTO</b>					
<b>CONTRATO: R005/2015-REDE ASSI</b>					
PSM AUGUSTO GOMES DE MATTO	3,136.0			2,964.0	
<b>TOTAL</b>	<b>3,136.0</b>			<b>2,964.0</b>	
<b>SERVIÇO: 0022-PSM/PA - PRONTO</b>					
<b>CONTRATO: R005/2015-REDE ASSI</b>					
PSM AUGUSTO GOMES DE MATTO	8,683.0			8,452.0	
<b>TOTAL</b>	<b>8,683.0</b>			<b>8,452.0</b>	
<b>SERVIÇO: 0022-PSM/PA - PRONTO</b>					
<b>CONTRATO: R005/2015-REDE ASSI</b>					
PSM AUGUSTO GOMES DE MATTO	180.0			160.0	
<b>TOTAL</b>	<b>180.0</b>			<b>160.0</b>	
<b>SERVIÇO: 0033-UAA - UNIDADE DE</b>					
<b>CONTRATO: R005/2015-REDE ASSI</b>					
UNIDADE DE ACOLHIMENTO ADUL	248.0			196.0	
UNIDADE DE ACOLHIMENTO ADUL	248.0			280.0	
UNIDADE DE ACOLHIMENTO ADUL	310.0			252.0	
<b>TOTAL</b>	<b>806.0</b>			<b>728.0</b>	
<b>SERVIÇO: 0033-UAA - UNIDADE DE</b>					
<b>CONTRATO: R005/2015-REDE ASSI</b>					
UNIDADE DE ACOLHIMENTO ADUL	310.0			280.0	
UNIDADE DE ACOLHIMENTO ADUL	310.0			280.0	
UNIDADE DE ACOLHIMENTO ADUL	310.0			280.0	
<b>TOTAL</b>	<b>930.0</b>			<b>840.0</b>	
<b>SERVIÇO: 0033-UAA - UNIDADE DE</b>					

<b>CONTRATO: R005/2015-REDE ASSI</b>					
UNIDADE DE ACOLHIMENTO ADUL	80.0			70.0	
UNIDADE DE ACOLHIMENTO ADUL	80.0			100.0	
UNIDADE DE ACOLHIMENTO ADUL	100.0			90.0	
<b>TOTAL</b>	<b>260.0</b>			<b>260.0</b>	
<b>SERVIÇO: 0033-UAA - UNIDADE DE</b>					
<b>CONTRATO: R005/2015-REDE ASSI</b>					
UNIDADE DE ACOLHIMENTO ADUL		10.0			10.0
UNIDADE DE ACOLHIMENTO ADUL		10.0			10.0
UNIDADE DE ACOLHIMENTO ADUL		10.0			10.0
<b>TOTAL</b>		<b>30.0</b>			<b>30.0</b>
<b>SERVIÇO: 0035-SRT I - SERVIÇO RE:</b>					
<b>CONTRATO: R005/2015-REDE ASSI</b>					
RESIDÊNCIA TERAPÊUTICA JABAQU	8.0	8.0	100.00%	8.0	8.0
RESIDÊNCIA TERAPÊUTICA VILA MC	8.0	8.0	100.00%	8.0	8.0
<b>TOTAL</b>	<b>16.0</b>	<b>16.0</b>	<b>100.00%</b>	<b>16.0</b>	<b>16.0</b>
<b>SERVIÇO: 0035-SRT I - SERVIÇO RE:</b>					
<b>CONTRATO: R005/2015-REDE ASSI</b>					
RESIDÊNCIA TERAPÊUTICA JABAQU	8.0			8.0	
RESIDÊNCIA TERAPÊUTICA VILA MC	8.0			8.0	
<b>TOTAL</b>	<b>16.0</b>			<b>16.0</b>	
<b>SERVIÇO: 0035-SRT I - SERVIÇO RE:</b>					
<b>CONTRATO: R005/2015-REDE ASSI</b>					
RESIDÊNCIA TERAPÊUTICA JABAQU	100.0			100.0	
<b>TOTAL</b>	<b>100.0</b>			<b>100.0</b>	
<b>SERVIÇO: 0037-UBS MISTA / PROD</b>					
<b>CONTRATO: R005/2015-REDE ASSI</b>					
UBS VILA CANAÃ					
<b>TOTAL</b>					
<b>SERVIÇO: 0037-UBS MISTA / PROD</b>					
<b>CONTRATO: R005/2015-REDE ASSI</b>					
AMA/UBS INTEGRADA AMERICAN		4.0			4.0
UBS DR EDUARDO ROMANO RESCH		6.0			6.0
UBS CUPECÊ - DR. WALDOMIRO PR	-	-	-	-	-
UBS JARDIM SECKLER		3.0			3.0
AMA/UBS INTEGRADA PARQUE BR		3.0			3.0
UBS PARQUE IMPERIAL - MANOEL		3.0			3.0
UBS SACOMÃ		5.0			5.0
UBS VILA MORAES - DR. JOÃO PAU		1.0			1.0
UBS VILA CANAÃ		1.0			1.0
<b>TOTAL</b>		<b>26.0</b>			<b>26.0</b>
<b>SERVIÇO: 0037-UBS MISTA / PROD</b>					
<b>CONTRATO: R005/2015-REDE ASSI</b>					
AMA/UBS INTEGRADA AMERICAN	1,783.0	1,997.0	89.28%	1,773.0	1,997.0
UBS DR EDUARDO ROMANO RESCH	1,717.0	2,912.0	58.96%	2,470.0	2,912.0

UBS CUPECÊ - DR. WALDOMIRO PR	-	-	-	-	-
UBS JARDIM SECKLER	1,317.0	1,248.0	105.53%	1,273.0	1,248.0
AMA/UBS INTEGRADA PARQUE BR	962.0	1,082.0	88.91%	952.0	1,082.0
UBS PARQUE IMPERIAL - MANOEL	1,694.0	1,914.0	88.51%	1,414.0	1,914.0
UBS SACOMÃ	1,652.0	2,413.0	68.46%	2,159.0	2,413.0
UBS VILA MORAES - DR. JOÃO PAU	279.0	416.0	67.07%	613.0	416.0
UBS VILA CANAÃ	324.0	416.0	77.88%	369.0	416.0
<b>TOTAL</b>	<b>9,728.0</b>	<b>12,398.0</b>	<b>78.46%</b>	<b>11,023.0</b>	<b>12,398.0</b>

**SERVIÇO: 0037-UBS MISTA / PROD**

**CONTRATO: R005/2015-REDE ASSI**

AMA/UBS INTEGRADA AMERICANC	453.0	624.0	72.60%	740.0	624.0
UBS DR EDUARDO ROMANO RESCH	859.0	936.0	91.77%	713.0	936.0
AMA/UBS INTEGRADA DR. GERALD	164.0	156.0	105.13%	150.0	156.0
UBS CUPECÊ - DR. WALDOMIRO PR	-	-	-	-	-
UBS JARDIM SECKLER	586.0	468.0	125.21%	553.0	468.0
AMA/UBS INTEGRADA PARQUE BR	407.0	468.0	86.97%	468.0	468.0
UBS PARQUE IMPERIAL - MANOEL	392.0	468.0	83.76%	433.0	468.0
UBS SACOMÃ	1,255.0	936.0	134.08%	1,194.0	936.0
UBS VILA MORAES - DR. JOÃO PAU	397.0	156.0	254.49%	221.0	156.0
UBS VILA CANAÃ	151.0	156.0	96.79%	151.0	156.0
<b>TOTAL</b>	<b>4,664.0</b>	<b>4,368.0</b>	<b>106.78%</b>	<b>4,623.0</b>	<b>4,368.0</b>

**SERVIÇO: 0037-UBS MISTA / PROD**

**CONTRATO: R005/2015-REDE ASSI**

AMA/UBS INTEGRADA AMERICANC	4,625.0	4,800.0	96.35%	4,260.0	4,800.0
UBS DR EDUARDO ROMANO RESCH	6,295.0	7,000.0	89.93%	6,210.0	7,000.0
AMA/UBS INTEGRADA DR. GERALD	960.0	1,000.0	96.00%	816.0	1,000.0
UBS CUPECÊ - DR. WALDOMIRO PR	-	-	-	-	-
UBS JARDIM SECKLER	3,814.0	3,800.0	100.37%	3,739.0	3,800.0
AMA/UBS INTEGRADA PARQUE BR	3,483.0	3,800.0	91.66%	6,181.0	3,800.0
UBS PARQUE IMPERIAL - MANOEL	3,176.0	3,600.0	88.22%	3,007.0	3,600.0
UBS SACOMÃ	5,069.0	6,600.0	76.80%	5,144.0	6,600.0
UBS VILA MORAES - DR. JOÃO PAU	1,960.0	2,400.0	81.67%	2,235.0	2,400.0
UBS VILA CANAÃ	3,235.0	3,600.0	89.86%	3,067.0	3,600.0
<b>TOTAL</b>	<b>32,617.0</b>	<b>36,600.0</b>	<b>89.12%</b>	<b>34,659.0</b>	<b>36,600.0</b>

**SERVIÇO: 0037-UBS MISTA / PROD**

**CONTRATO: R005/2015-REDE ASSI**

AMA/UBS INTEGRADA AMERICANC	207.0	408.0	50.74%	206.0	408.0
UBS DR EDUARDO ROMANO RESCH	426.0	408.0	104.41%	442.0	408.0
UBS CUPECÊ - DR. WALDOMIRO PR	-	-	-	-	-
UBS JARDIM SECKLER	381.0	408.0	93.38%	374.0	408.0
UBS PARQUE IMPERIAL - MANOEL	180.0	216.0	83.33%	62.0	216.0
UBS SACOMÃ	374.0	408.0	91.67%	382.0	408.0
<b>TOTAL</b>	<b>1,568.0</b>	<b>1,848.0</b>	<b>84.85%</b>	<b>1,466.0</b>	<b>1,848.0</b>

**SERVIÇO: 0037-UBS MISTA / PROD**

**CONTRATO: R005/2015-REDE ASSI**

AMA/UBS INTEGRADA AMERICANO	805.0	1,428.0	56.37%	912.0	1,428.0
UBS DR EDUARDO ROMANO RESC...	2,026.0	1,428.0	141.88%	1,824.0	1,428.0
UBS CUPECÊ - DR. WALDOMIRO PR...	-	-	-	-	-
UBS JARDIM SECKLER	1,265.0	1,428.0	88.59%	1,191.0	1,428.0
UBS PARQUE IMPERIAL - MANOEL...	780.0	756.0	103.17%	203.0	756.0
UBS SACOMÃ	1,796.0	1,428.0	125.77%	1,410.0	1,428.0
<b>TOTAL</b>	<b>6,672.0</b>	<b>6,468.0</b>	<b>103.15%</b>	<b>5,540.0</b>	<b>6,468.0</b>

**SERVIÇO: 0037-UBS MISTA / PROD**

**CONTRATO: R005/2015-REDE ASSI**

AMA/UBS INTEGRADA AMERICANO	694.0	263.0	263.88%	872.0	263.0
UBS DR EDUARDO ROMANO RESC...	168.0	263.0	63.88%	211.0	263.0
AMA/UBS INTEGRADA DR. GERALD...	846.0	624.0	135.58%	693.0	624.0
UBS CUPECÊ - DR. WALDOMIRO PR...	-	-	-	-	-
UBS JARDIM SECKLER	485.0	526.0	92.21%	449.0	526.0
AMA/UBS INTEGRADA PARQUE BR...	1,316.0	526.0	250.19%	1,461.0	526.0
UBS SACOMÃ	735.0	789.0	93.16%	582.0	789.0
UBS VILA MORAES - DR. JOÃO PAU...	1,806.0	921.0	196.09%	1,368.0	921.0
UBS VILA CANAÃ	629.0	448.0	140.40%	579.0	448.0
<b>TOTAL</b>	<b>6,679.0</b>	<b>4,360.0</b>	<b>153.19%</b>	<b>6,215.0</b>	<b>4,360.0</b>

**SERVIÇO: 0037-UBS MISTA / PROD**

**CONTRATO: R005/2015-REDE ASSI**

AMA/UBS INTEGRADA AMERICANO	261.0	263.0	99.24%	218.0	263.0
UBS DR EDUARDO ROMANO RESC...	136.0	263.0	51.71%	0.0	263.0
AMA/UBS INTEGRADA DR. GERALD...	301.0	416.0	72.36%	217.0	416.0
UBS JARDIM SECKLER	194.0	263.0	73.76%	194.0	263.0
AMA/UBS INTEGRADA PARQUE BR...	247.0	263.0	93.92%	266.0	263.0
UBS PARQUE IMPERIAL - MANOEL...	200.0	263.0	76.05%	196.0	263.0
UBS SACOMÃ	70.0	263.0	26.62%	207.0	263.0
UBS VILA MORAES - DR. JOÃO PAU...	410.0	526.0	77.95%	315.0	526.0
UBS VILA CANAÃ	207.0	263.0	78.71%	387.0	263.0
<b>TOTAL</b>	<b>2,026.0</b>	<b>2,783.0</b>	<b>72.80%</b>	<b>2,000.0</b>	<b>2,783.0</b>

**SERVIÇO: 0037-UBS MISTA / PROD**

**CONTRATO: R005/2015-REDE ASSI**

AMA/UBS INTEGRADA AMERICANO	230.0	263.0	87.45%	447.0	263.0
AMA/UBS INTEGRADA DR. GERALD...	236.0	208.0	113.46%	240.0	208.0
AMA/UBS INTEGRADA PARQUE BR...	553.0	789.0	70.09%	633.0	789.0
UBS SACOMÃ	509.0	526.0	96.77%	457.0	526.0
UBS VILA MORAES - DR. JOÃO PAU...	406.0	527.0	77.04%	567.0	527.0
UBS VILA CANAÃ	248.0	316.0	78.48%	323.0	316.0
<b>TOTAL</b>	<b>2,182.0</b>	<b>2,629.0</b>	<b>83.00%</b>	<b>2,667.0</b>	<b>2,629.0</b>

**SERVIÇO: 0037-UBS MISTA / PROD**

**CONTRATO: R005/2015-REDE ASSI**

AMA/UBS INTEGRADA AMERICANO	123.0	125.0	98.40%	119.0	125.0
UBS DR EDUARDO ROMANO RESC...	0.0	125.0	0.00%	240.0	125.0
AMA/UBS INTEGRADA DR. GERALD...	-	-	-	-	-

UBS VILA CANAÃ		125.0		0.0	125.0
<b>TOTAL</b>	<b>123.0</b>	<b>375.0</b>	<b>32.80%</b>	<b>359.0</b>	<b>375.0</b>
<b>SERVIÇO: 0037-UBS MISTA / PROD</b>					
<b>CONTRATO: R005/2015-REDE ASSI</b>					
AMA/UBS INTEGRADA PARQUE BR	287.0	288.0	99.65%	295.0	288.0
UBS PARQUE IMPERIAL - MANOEL	123.0	96.0	128.13%	134.0	96.0
UBS SACOMÃ	102.0	272.0	37.50%	165.0	272.0
UBS VILA MORAES - DR. JOÃO PAU	270.0	384.0	70.31%	325.0	384.0
UBS VILA CANAÃ	200.0	192.0	104.17%	173.0	192.0
<b>TOTAL</b>	<b>982.0</b>	<b>1,232.0</b>	<b>79.71%</b>	<b>1,092.0</b>	<b>1,232.0</b>
<b>SERVIÇO: 0037-UBS MISTA / PROD</b>					
<b>CONTRATO: R005/2015-REDE ASSI</b>					
AMA/UBS INTEGRADA PARQUE BR	1,007.0	1,008.0	99.90%	768.0	1,008.0
UBS PARQUE IMPERIAL - MANOEL	610.0	336.0	181.55%	633.0	336.0
UBS SACOMÃ	838.0	872.0	96.10%	1,320.0	872.0
UBS VILA MORAES - DR. JOÃO PAU	725.0	1,344.0	53.94%	896.0	1,344.0
UBS VILA CANAÃ	620.0	672.0	92.26%	514.0	672.0
<b>TOTAL</b>	<b>3,800.0</b>	<b>4,232.0</b>	<b>89.79%</b>	<b>4,131.0</b>	<b>4,232.0</b>
<b>SERVIÇO: 0039-SRT II - SERVIÇO RE</b>					
<b>CONTRATO: R005/2015-REDE ASSI</b>					
RESIDÊNCIA TERAPÊUTICA JABAQU	7.0	7.0	100.00%	7.0	7.0
RESIDÊNCIA TERAPÊUTICA IPIRANG	8.0	8.0	100.00%	8.0	8.0
<b>TOTAL</b>	<b>15.0</b>	<b>15.0</b>	<b>100.00%</b>	<b>15.0</b>	<b>15.0</b>
<b>SERVIÇO: 0039-SRT II - SERVIÇO RE</b>					
<b>CONTRATO: R005/2015-REDE ASSI</b>					
RESIDÊNCIA TERAPÊUTICA JABAQU	7.0			7.0	
RESIDÊNCIA TERAPÊUTICA IPIRANG	8.0			8.0	
<b>TOTAL</b>	<b>15.0</b>			<b>15.0</b>	
<b>SERVIÇO: 0039-SRT II - SERVIÇO RE</b>					
<b>CONTRATO: R005/2015-REDE ASSI</b>					
RESIDÊNCIA TERAPÊUTICA JABAQU	100.0			100.0	
RESIDÊNCIA TERAPÊUTICA IPIRANG	100.0			100.0	
<b>TOTAL</b>	<b>200.0</b>			<b>200.0</b>	
<b>SERVIÇO: 0047-CAPS III ÁLCOOL E I</b>					
<b>CONTRATO: R005/2015-REDE ASSI</b>					
CAPS ÁLCOOL DROGAS III HELIÓPO	236.0	250.0	94.40%	249.0	250.0
<b>TOTAL</b>	<b>236.0</b>	<b>250.0</b>	<b>94.40%</b>	<b>249.0</b>	<b>250.0</b>
<b>SERVIÇO: 0053-UPA / PRODUCAO:</b>					
<b>CONTRATO: R005/2015-REDE ASSI</b>					
UPA VILA MARIANA					
<b>TOTAL</b>					
<b>SERVIÇO: 0053-UPA / PRODUCAO:</b>					
<b>CONTRATO: R005/2015-REDE ASSI</b>					
UPA VILA MARIANA					
<b>TOTAL</b>					

<b>SERVIÇO: 0053-UPA / PRODUCAO:</b>					
<b>CONTRATO: R005/2015-REDE ASSI</b>					
UPA VILA MARIANA				527.0	
<b>TOTAL</b>				<b>527.0</b>	
<b>SERVIÇO: 0053-UPA / PRODUCAO:</b>					
<b>CONTRATO: R005/2015-REDE ASSI</b>					
UPA VILA MARIANA					
<b>TOTAL</b>					
<b>SERVIÇO: 0053-UPA / PRODUCAO:</b>					
<b>CONTRATO: R005/2015-REDE ASSI</b>					
UPA VILA MARIANA	9,460.0			8,162.0	
<b>TOTAL</b>	<b>9,460.0</b>			<b>8,162.0</b>	
<b>SERVIÇO: 0053-UPA / PRODUCAO:</b>					
<b>CONTRATO: R005/2015-REDE ASSI</b>					
UPA VILA MARIANA					
<b>TOTAL</b>					
<b>SERVIÇO: 0056-HOTEL - MODALID/</b>					
<b>CONTRATO: R005/2015-REDE ASSI</b>					
HOTEL HELIÓPOLIS - ATÉ JUL/2019	56.0	56.0	100.00%	56.0	56.0
<b>TOTAL</b>	<b>56.0</b>	<b>56.0</b>	<b>100.00%</b>	<b>56.0</b>	<b>56.0</b>
<b>SERVIÇO: 0061-IAT III - SERVIÇO IN</b>					
<b>CONTRATO: R005/2015-REDE ASSI</b>					
SIAT III HELIÓPOLIS	-	-	-	-	-
<b>TOTAL</b>					

FEV %	MAR Realizado	MAR Previsto	MAR %	ABR Realizado	ABR Previsto	ABR %	MAI Realizado
72.84%	421.0	416.0	101.20%	466.0	416.0	112.02%	456.0
96.60%	1,573.0	1,914.0	82.18%	1,633.0	1,914.0	85.32%	1,220.0
32.77%	269.0	1,248.0	21.55%	493.0	1,248.0	39.50%	1,130.0
108.25%	1,970.0	1,914.0	102.93%	2,435.0	1,914.0	127.22%	2,138.0
78.77%	1,887.0	2,746.0	68.72%	2,235.0	2,746.0	81.39%	2,074.0
28.84%	137.0	749.0	18.29%	416.0	749.0	55.54%	416.0
76.44%	1,672.0	1,914.0	87.36%	1,665.0	1,914.0	86.99%	1,403.0
90.88%	1,603.0	2,247.0	71.34%	2,050.0	2,247.0	91.23%	2,003.0
89.28%	1,681.0	1,997.0	84.18%	1,962.0	1,997.0	98.25%	1,786.0
80.94%	805.0	918.0	87.69%	879.0	918.0	95.75%	1,104.0
75.39%	1,454.0	1,914.0	75.97%	1,618.0	1,914.0	84.54%	1,457.0
115.47%	1,003.0	918.0	109.26%	971.0	918.0	105.77%	858.0
<b>82.28%</b>	<b>14,475.0</b>	<b>18,895.0</b>	<b>76.61%</b>	<b>16,823.0</b>	<b>18,895.0</b>	<b>89.03%</b>	<b>16,045.0</b>
120.47%	443.0	342.0	129.53%	256.0	342.0	74.85%	383.0
<b>120.47%</b>	<b>443.0</b>	<b>342.0</b>	<b>129.53%</b>	<b>256.0</b>	<b>342.0</b>	<b>74.85%</b>	<b>383.0</b>
26.92%	111.0	156.0	71.15%	148.0	156.0	94.87%	188.0
100.26%	668.0	780.0	85.64%	614.0	780.0	78.72%	757.0
90.17%	301.0	468.0	64.32%	445.0	468.0	95.09%	396.0
105.64%	494.0	780.0	63.33%	571.0	780.0	73.21%	673.0
106.94%	1,067.0	936.0	114.00%	1,234.0	936.0	131.84%	1,076.0
110.90%	352.0	312.0	112.82%	386.0	312.0	123.72%	431.0
133.33%	890.0	780.0	114.10%	995.0	780.0	127.56%	1,086.0
102.35%	1,003.0	936.0	107.16%	1,030.0	936.0	110.04%	962.0
95.64%	755.0	780.0	96.79%	752.0	780.0	96.41%	843.0
101.36%	435.0	441.0	98.64%	513.0	441.0	116.33%	512.0
97.69%	614.0	780.0	78.72%	918.0	780.0	117.69%	992.0
108.39%	408.0	441.0	92.52%	426.0	441.0	96.60%	535.0
<b>103.40%</b>	<b>7,098.0</b>	<b>7,590.0</b>	<b>93.52%</b>	<b>8,032.0</b>	<b>7,590.0</b>	<b>105.82%</b>	<b>8,451.0</b>
88.67%	1,119.0	1,200.0	93.25%	1,000.0	1,200.0	83.33%	1,044.0
94.52%	4,897.0	5,800.0	84.43%	5,170.0	5,800.0	89.14%	5,131.0
136.20%	2,557.0	3,000.0	85.23%	3,680.0	3,000.0	122.67%	2,535.0
102.40%	5,802.0	6,000.0	96.70%	5,676.0	6,000.0	94.60%	4,526.0
113.63%	6,005.0	6,000.0	100.08%	5,752.0	6,000.0	95.87%	5,417.0
98.58%	2,360.0	2,400.0	98.33%	2,292.0	2,400.0	95.50%	2,217.0
78.90%	4,626.0	6,000.0	77.10%	4,867.0	6,000.0	81.12%	4,395.0

85.35%	6,072.0	7,200.0	84.33%	6,355.0	7,200.0	88.26%	6,012.0
92.40%	4,888.0	6,000.0	81.47%	5,932.0	6,000.0	98.87%	5,308.0
84.96%	2,502.0	2,700.0	92.67%	2,456.0	2,700.0	90.96%	2,308.0
93.25%	4,985.0	6,000.0	83.08%	5,508.0	6,000.0	91.80%	5,660.0
72.52%	1,829.0	2,700.0	67.74%	2,122.0	2,700.0	78.59%	2,243.0
<b>94.96%</b>	<b>47,642.0</b>	<b>55,000.0</b>	<b>86.62%</b>	<b>50,810.0</b>	<b>55,000.0</b>	<b>92.38%</b>	<b>46,796.0</b>

		1.0			1.0		
		5.0			5.0		
		3.0			3.0		
		5.0			5.0		
		6.0			6.0		
		2.0			2.0		
		5.0			5.0		
		6.0			6.0		
		5.0			5.0		
		3.0			3.0		
		5.0			5.0		
		3.0			3.0		
		<b>49.0</b>			<b>49.0</b>		

66.00%	375.0	408.0	91.91%	425.0	408.0	104.17%	521.0
107.41%	196.0	216.0	90.74%	161.0	216.0	74.54%	253.0
61.11%	158.0	216.0	73.15%	178.0	216.0	82.41%	225.0
117.36%	272.0	408.0	66.67%	383.0	408.0	93.87%	463.0
103.70%	226.0	216.0	104.63%	162.0	216.0	75.00%	242.0
95.83%	499.0	624.0	79.97%	516.0	624.0	82.69%	490.0
81.25%	214.0	432.0	49.54%	364.0	432.0	84.26%	459.0
115.17%	490.0	600.0	81.67%	517.0	600.0	86.17%	509.0
107.29%	121.0	192.0	63.02%	65.0	192.0	33.85%	223.0
<b>94.59%</b>	<b>2,551.0</b>	<b>3,312.0</b>	<b>77.02%</b>	<b>2,771.0</b>	<b>3,312.0</b>	<b>83.67%</b>	<b>3,385.0</b>

53.10%	1,177.0	1,428.0	82.42%	1,758.0	1,428.0	123.11%	1,552.0
139.55%	776.0	756.0	102.65%	931.0	756.0	123.15%	868.0
84.79%	715.0	756.0	94.58%	1,155.0	756.0	152.78%	1,404.0
138.10%	1,186.0	1,428.0	83.05%	3,054.0	1,428.0	213.87%	2,581.0
108.07%	786.0	756.0	103.97%	1,055.0	756.0	139.55%	957.0
107.78%	1,846.0	2,184.0	84.52%	2,174.0	2,184.0	99.54%	2,280.0
100.93%	940.0	1,512.0	62.17%	1,427.0	1,512.0	94.38%	1,705.0
130.43%	2,005.0	2,100.0	95.48%	3,469.0	2,100.0	165.19%	2,380.0
107.14%	656.0	672.0	97.62%	289.0	672.0	43.01%	739.0
<b>105.73%</b>	<b>10,087.0</b>	<b>11,592.0</b>	<b>87.02%</b>	<b>15,312.0</b>	<b>11,592.0</b>	<b>132.09%</b>	<b>14,466.0</b>

68.75%	27.0	80.0	33.75%	16.0	80.0	20.00%	76.0
98.96%	89.0	96.0	92.71%	73.0	96.0	76.04%	84.0
85.23%	116.0	176.0	65.91%	89.0	176.0	50.57%	160.0
74.50%	81.0	200.0	40.50%	649.0	200.0	324.50%	560.0
143.75%	343.0	336.0	102.08%	374.0	336.0	111.31%	465.0
117.91%	424.0	536.0	79.10%	1,023.0	536.0	190.86%	1,025.0
111.95%	652.0	678.0	96.17%	827.0	678.0	121.98%	698.0
111.95%	652.0	678.0	96.17%	827.0	678.0	121.98%	698.0
109.60%	508.0	448.0	113.39%	539.0	448.0	120.31%	674.0
109.60%	508.0	448.0	113.39%	539.0	448.0	120.31%	674.0
119.65%	597.0	575.0	103.83%	611.0	575.0	106.26%	496.0
119.65%	597.0	575.0	103.83%	611.0	575.0	106.26%	496.0
119.57%	910.0	805.0	113.04%	836.0	805.0	103.85%	949.0
119.57%	910.0	805.0	113.04%	836.0	805.0	103.85%	949.0
114.78%	181.0	115.0	157.39%	150.0	115.0	130.43%	135.0
114.78%	181.0	115.0	157.39%	150.0	115.0	130.43%	135.0
117.74%	628.0	575.0	109.22%	686.0	575.0	119.30%	603.0
117.74%	628.0	575.0	109.22%	686.0	575.0	119.30%	603.0
114.64%	638.0	690.0	92.46%	698.0	690.0	101.16%	670.0
114.64%	638.0	690.0	92.46%	698.0	690.0	101.16%	670.0
112.52%	496.0	575.0	86.26%	670.0	575.0	116.52%	669.0
112.52%	496.0	575.0	86.26%	670.0	575.0	116.52%	669.0
114.78%	197.0	115.0	171.30%	0.0	115.0	0.00%	82.0

114.78%	197.0	115.0	171.30%	0.0	115.0	0.00%	82.0
125.32%	81.0	79.0	102.53%	129.0	79.0	163.29%	101.0
125.32%	81.0	79.0	102.53%	129.0	79.0	163.29%	101.0
101.60%	233.0	250.0	93.20%	247.0	250.0	98.80%	269.0
186.40%	472.0	250.0	188.80%	496.0	250.0	198.40%	500.0
144.00%	705.0	500.0	141.00%	743.0	500.0	148.60%	769.0
113.60%	298.0	250.0	119.20%	302.0	250.0	120.80%	308.0
113.60%	298.0	250.0	119.20%	302.0	250.0	120.80%	308.0
99.17%	119.0	120.0	99.17%	118.0	120.0	98.33%	120.0
100.00%	120.0	120.0	100.00%	120.0	120.0	100.00%	120.0
99.58%	239.0	240.0	99.58%	238.0	240.0	99.17%	240.0
101.52%	499.0	789.0	63.24%	875.0	789.0	110.90%	852.0
75.54%	525.0	789.0	66.54%	622.0	789.0	78.83%	789.0
105.83%	716.0	789.0	90.75%	723.0	789.0	91.63%	903.0
94.30%	1,740.0	2,367.0	73.51%	2,220.0	2,367.0	93.79%	2,544.0
90.87%	450.0	526.0	85.55%	533.0	526.0	101.33%	548.0
101.14%	83.0	263.0	31.56%	213.0	263.0	80.99%	135.0
92.78%	421.0	526.0	80.04%	613.0	526.0	116.54%	359.0
93.69%	954.0	1,315.0	72.55%	1,359.0	1,315.0	103.35%	1,042.0
111.03%	245.0	263.0	93.16%	159.0	263.0	60.46%	221.0
26.24%	145.0	263.0	55.13%	277.0	263.0	105.32%	284.0
94.30%	73.0	263.0	27.76%	301.0	263.0	114.45%	295.0
77.19%	463.0	789.0	58.68%	737.0	789.0	93.41%	800.0
112.80%	149.0	125.0	119.20%	193.0	125.0	154.40%	191.0
136.80%	156.0	125.0	124.80%	162.0	125.0	129.60%	212.0
124.80%	305.0	250.0	122.00%	355.0	250.0	142.00%	403.0
126.67%	96.0	240.0	40.00%	247.0	240.0	102.92%	276.0

98.16%	243.0	272.0	89.34%	149.0	272.0	54.78%	136.0
75.63%	362.0	480.0	75.42%	340.0	480.0	70.83%	403.0
<b>94.15%</b>	<b>701.0</b>	<b>992.0</b>	<b>70.67%</b>	<b>736.0</b>	<b>992.0</b>	<b>74.19%</b>	<b>815.0</b>
97.62%	299.0	840.0	35.60%	1,189.0	840.0	141.55%	1,007.0
142.66%	1,032.0	872.0	118.35%	1,211.0	872.0	138.88%	809.0
88.93%	1,486.0	1,680.0	88.45%	1,941.0	1,680.0	115.54%	2,087.0
<b>104.89%</b>	<b>2,817.0</b>	<b>3,392.0</b>	<b>83.05%</b>	<b>4,341.0</b>	<b>3,392.0</b>	<b>127.98%</b>	<b>3,903.0</b>
85.60%	214.0	250.0	85.60%	235.0	250.0	94.00%	241.0
<b>85.60%</b>	<b>214.0</b>	<b>250.0</b>	<b>85.60%</b>	<b>235.0</b>	<b>250.0</b>	<b>94.00%</b>	<b>241.0</b>
95.00%	154.0	180.0	85.56%	153.0	180.0	85.00%	163.0
<b>95.00%</b>	<b>154.0</b>	<b>180.0</b>	<b>85.56%</b>	<b>153.0</b>	<b>180.0</b>	<b>85.00%</b>	<b>163.0</b>
94.00%	91.0	100.0	91.00%	103.0	100.0	103.00%	108.0
<b>94.00%</b>	<b>91.0</b>	<b>100.0</b>	<b>91.00%</b>	<b>103.0</b>	<b>100.0</b>	<b>103.00%</b>	<b>108.0</b>
	607.0			850.0			935.0
	<b>607.0</b>			<b>850.0</b>			<b>935.0</b>
105.00%	17.0	20.0	85.00%	20.0	20.0	100.00%	21.0
<b>105.00%</b>	<b>17.0</b>	<b>20.0</b>	<b>85.00%</b>	<b>20.0</b>	<b>20.0</b>	<b>100.00%</b>	<b>21.0</b>
85.00%	95.0	100.0	95.00%	85.0	100.0	85.00%	93.0
<b>85.00%</b>	<b>95.0</b>	<b>100.0</b>	<b>95.00%</b>	<b>85.0</b>	<b>100.0</b>	<b>85.00%</b>	<b>93.0</b>
94.89%	432.0	450.0	96.00%	425.0	450.0	94.44%	475.0
<b>94.89%</b>	<b>432.0</b>	<b>450.0</b>	<b>96.00%</b>	<b>425.0</b>	<b>450.0</b>	<b>94.44%</b>	<b>475.0</b>
93.67%	298.0	300.0	99.33%	291.0	300.0	97.00%	303.0
<b>93.67%</b>	<b>298.0</b>	<b>300.0</b>	<b>99.33%</b>	<b>291.0</b>	<b>300.0</b>	<b>97.00%</b>	<b>303.0</b>
	132.0			129.0			163.0
	<b>132.0</b>			<b>129.0</b>			<b>163.0</b>

122.22%	104.0	90.0	115.56%	109.0	90.0	121.11%	93.0
122.22%	104.0	90.0	115.56%	109.0	90.0	121.11%	93.0
54.00%	146.0	250.0	58.40%	159.0	250.0	63.60%	208.0
54.00%	146.0	250.0	58.40%	159.0	250.0	63.60%	208.0
96.75%	131.0	154.0	85.06%	159.0	154.0	103.25%	159.0
96.75%	131.0	154.0	85.06%	159.0	154.0	103.25%	159.0
100.00%	130.0	133.0	97.74%	132.0	133.0	99.25%	131.0
100.00%	130.0	133.0	97.74%	132.0	133.0	99.25%	131.0
81.25%	6.0	48.0	12.50%	40.0	48.0	83.33%	49.0
81.25%	6.0	48.0	12.50%	40.0	48.0	83.33%	49.0
	3,012.0			2,322.0			2,944.0
	3,012.0			2,322.0			2,944.0
	11,208.0			12,271.0			12,138.0
	11,208.0			12,271.0			12,138.0
	170.0			267.0			164.0
	170.0			267.0			164.0
	248.0			300.0			310.0
	217.0			300.0			279.0
	217.0			180.0			217.0
	682.0			780.0			806.0
	310.0			300.0			310.0
	310.0			300.0			310.0
	310.0			300.0			310.0
	930.0			900.0			930.0

	80.0			100.0			100.0
	70.0			100.0			90.0
	70.0			60.0			70.0
	<b>220.0</b>			<b>260.0</b>			<b>260.0</b>
		10.0			10.0		
		10.0			10.0		
		10.0			10.0		
		<b>30.0</b>			<b>30.0</b>		
100.00%	8.0	8.0	100.00%	8.0	8.0	100.00%	8.0
100.00%	8.0	8.0	100.00%	8.0	8.0	100.00%	8.0
100.00%	<b>16.0</b>	<b>16.0</b>	100.00%	<b>16.0</b>	<b>16.0</b>	100.00%	<b>16.0</b>
	8.0			8.0			8.0
	8.0			8.0			8.0
	<b>16.0</b>			<b>16.0</b>			<b>16.0</b>
	100.0			100.0			100.0
	<b>100.0</b>			<b>100.0</b>			<b>100.0</b>
	-	-	-	-	-	-	-
		4.0			4.0		
		6.0			6.0		
-	-	-	-	-	-	-	-
		3.0			3.0		
		3.0			3.0		
		3.0			3.0		
		5.0			5.0		
		1.0			1.0		
		1.0			1.0		
		<b>26.0</b>			<b>26.0</b>		
88.78%	1,499.0	1,581.0	94.81%	1,781.0	1,581.0	112.65%	1,566.0
84.82%	1,872.0	2,912.0	64.29%	2,702.0	2,912.0	92.79%	2,179.0

-	-	-	-	-	-	-	-
102.00%	1,117.0	1,248.0	89.50%	1,199.0	1,248.0	96.07%	1,244.0
87.99%	771.0	1,082.0	71.26%	973.0	1,082.0	89.93%	925.0
73.88%	1,663.0	1,914.0	86.89%	1,983.0	1,914.0	103.61%	1,839.0
89.47%	1,955.0	2,413.0	81.02%	2,063.0	2,413.0	85.50%	2,474.0
147.36%	779.0	416.0	187.26%	221.0	416.0	53.13%	222.0
88.70%	437.0	416.0	105.05%	339.0	416.0	81.49%	299.0
<b>88.91%</b>	<b>10,093.0</b>	<b>11,982.0</b>	<b>84.23%</b>	<b>11,261.0</b>	<b>11,982.0</b>	<b>93.98%</b>	<b>10,748.0</b>
118.59%	479.0	624.0	76.76%	677.0	624.0	108.49%	539.0
76.18%	600.0	936.0	64.10%	766.0	936.0	81.84%	883.0
96.15%	150.0	156.0	96.15%	170.0	156.0	108.97%	161.0
-	-	-	-	-	-	-	-
118.16%	519.0	468.0	110.90%	570.0	468.0	121.79%	659.0
100.00%	413.0	468.0	88.25%	473.0	468.0	101.07%	323.0
92.52%	335.0	468.0	71.58%	438.0	468.0	93.59%	501.0
127.56%	885.0	936.0	94.55%	1,212.0	936.0	129.49%	1,246.0
141.67%	291.0	156.0	186.54%	365.0	156.0	233.97%	502.0
96.79%	145.0	156.0	92.95%	0.0	156.0	0.00%	134.0
<b>105.84%</b>	<b>3,817.0</b>	<b>4,368.0</b>	<b>87.39%</b>	<b>4,671.0</b>	<b>4,368.0</b>	<b>106.94%</b>	<b>4,948.0</b>
88.75%	4,432.0	4,800.0	92.33%	4,638.0	4,800.0	96.63%	4,319.0
88.71%	5,893.0	7,000.0	84.19%	6,396.0	7,000.0	91.37%	5,953.0
81.60%	915.0	1,000.0	91.50%	1,005.0	1,000.0	100.50%	1,035.0
-	-	-	-	-	-	-	-
98.39%	3,749.0	3,800.0	98.66%	3,807.0	3,800.0	100.18%	3,177.0
162.66%	3,255.0	3,800.0	85.66%	3,417.0	3,800.0	89.92%	2,774.0
83.53%	3,279.0	3,600.0	91.08%	3,431.0	3,600.0	95.31%	3,135.0
77.94%	4,497.0	6,600.0	68.14%	5,143.0	6,600.0	77.92%	4,550.0
93.13%	2,077.0	2,400.0	86.54%	1,372.0	2,400.0	57.17%	2,052.0
85.19%	2,777.0	3,600.0	77.14%	3,096.0	3,600.0	86.00%	3,186.0
<b>94.70%</b>	<b>30,874.0</b>	<b>36,600.0</b>	<b>84.36%</b>	<b>32,305.0</b>	<b>36,600.0</b>	<b>88.27%</b>	<b>30,181.0</b>
50.49%	278.0	408.0	68.14%	322.0	408.0	78.92%	407.0
108.33%	363.0	408.0	88.97%	270.0	408.0	66.18%	427.0
-	-	-	-	-	-	-	-
91.67%	382.0	408.0	93.63%	322.0	408.0	78.92%	370.0
28.70%	196.0	216.0	90.74%	57.0	216.0	26.39%	207.0
93.63%	269.0	408.0	65.93%	285.0	408.0	69.85%	293.0
<b>79.33%</b>	<b>1,488.0</b>	<b>1,848.0</b>	<b>80.52%</b>	<b>1,256.0</b>	<b>1,848.0</b>	<b>67.97%</b>	<b>1,704.0</b>



0.00%	0.0	125.0	0.00%	0.0	125.0	0.00%	0.0
95.73%	320.0	375.0	85.33%	482.0	375.0	128.53%	41.0
102.43%	256.0	288.0	88.89%	232.0	288.0	80.56%	152.0
139.58%	93.0	96.0	96.88%	0.0	96.0	0.00%	94.0
60.66%	123.0	272.0	45.22%	71.0	272.0	26.10%	159.0
84.64%	174.0	384.0	45.31%	182.0	384.0	47.40%	198.0
90.10%	132.0	192.0	68.75%	43.0	192.0	22.40%	149.0
88.64%	778.0	1,232.0	63.15%	528.0	1,232.0	42.86%	752.0
76.19%	967.0	1,008.0	95.93%	1,256.0	1,008.0	124.60%	788.0
188.39%	455.0	336.0	135.42%	0.0	336.0	0.00%	425.0
151.38%	863.0	872.0	98.97%	803.0	872.0	92.09%	845.0
66.67%	475.0	1,344.0	35.34%	1,023.0	1,344.0	76.12%	688.0
76.49%	424.0	672.0	63.10%	233.0	672.0	34.67%	682.0
97.61%	3,184.0	4,232.0	75.24%	3,315.0	4,232.0	78.33%	3,428.0
100.00%	7.0	7.0	100.00%	7.0	7.0	100.00%	7.0
100.00%	8.0	8.0	100.00%	8.0	8.0	100.00%	8.0
100.00%	15.0	15.0	100.00%	15.0	15.0	100.00%	15.0
	7.0			7.0			7.0
	8.0			8.0			8.0
	15.0			15.0			15.0
	100.0			100.0			100.0
	100.0			100.0			100.0
	200.0			200.0			200.0
99.60%	277.0	250.0	110.80%	269.0	250.0	107.60%	301.0
99.60%	277.0	250.0	110.80%	269.0	250.0	107.60%	301.0

	539.0			564.0			530.0
	<b>539.0</b>			<b>564.0</b>			<b>530.0</b>
	9,835.0			10,274.0			10,656.0
	<b>9,835.0</b>			<b>10,274.0</b>			<b>10,656.0</b>
100.00%	56.0	56.0	100.00%	56.0	56.0	100.00%	56.0
100.00%	<b>56.0</b>	<b>56.0</b>	<b>100.00%</b>	<b>56.0</b>	<b>56.0</b>	<b>100.00%</b>	<b>56.0</b>
-	-	-	-	-	-	-	-

MAI Previsto	MAI %	JUN Realizado	JUN Previsto	JUN %	JUL Realizado	JUL Previsto	JUL %
416.0	109.62%	379.0	416.0	91.11%	437.0	416.0	105.05%
1,914.0	63.74%	756.0	1,914.0	39.50%	939.0	1,997.0	47.02%
1,248.0	90.54%	745.0	1,248.0	59.70%	868.0	1,248.0	69.55%
1,914.0	111.70%	1,628.0	1,914.0	85.06%	1,915.0	1,914.0	100.05%
2,746.0	75.53%	1,745.0	2,746.0	63.55%	-	-	-
749.0	55.54%	302.0	749.0	40.32%	793.0	832.0	95.31%
1,914.0	73.30%	1,073.0	1,914.0	56.06%	964.0	1,997.0	48.27%
2,247.0	89.14%	1,144.0	2,247.0	50.91%	1,358.0	2,330.0	58.28%
1,997.0	89.43%	1,466.0	1,997.0	73.41%	1,451.0	1,997.0	72.66%
918.0	120.26%	1,002.0	918.0	109.15%	1,048.0	918.0	114.16%
1,914.0	76.12%	1,358.0	1,914.0	70.95%	1,791.0	1,914.0	93.57%
918.0	93.46%	955.0	918.0	104.03%	1,028.0	918.0	111.98%
<b>18,895.0</b>	<b>84.92%</b>	<b>12,553.0</b>	<b>18,895.0</b>	<b>66.44%</b>	<b>12,592.0</b>	<b>16,481.0</b>	<b>76.40%</b>
342.0	111.99%	120.0	342.0	35.09%	-	-	-
<b>342.0</b>	<b>111.99%</b>	<b>120.0</b>	<b>342.0</b>	<b>35.09%</b>			
156.0	120.51%	152.0	156.0	97.44%	105.0	156.0	67.31%
780.0	97.05%	831.0	780.0	106.54%	758.0	780.0	97.18%
468.0	84.62%	359.0	468.0	76.71%	327.0	468.0	69.87%
780.0	86.28%	510.0	780.0	65.38%	574.0	780.0	73.59%
936.0	114.96%	1,051.0	936.0	112.29%	-	-	-
312.0	138.14%	278.0	312.0	89.10%	376.0	312.0	120.51%
780.0	139.23%	751.0	780.0	96.28%	938.0	780.0	120.26%
936.0	102.78%	796.0	936.0	85.04%	1,031.0	936.0	110.15%
780.0	108.08%	645.0	780.0	82.69%	783.0	780.0	100.38%
441.0	116.10%	459.0	441.0	104.08%	388.0	441.0	87.98%
780.0	127.18%	586.0	780.0	75.13%	824.0	780.0	105.64%
441.0	121.32%	438.0	441.0	99.32%	512.0	441.0	116.10%
<b>7,590.0</b>	<b>111.34%</b>	<b>6,856.0</b>	<b>7,590.0</b>	<b>90.33%</b>	<b>6,616.0</b>	<b>6,654.0</b>	<b>99.43%</b>
1,200.0	87.00%	942.0	1,200.0	78.50%	843.0	1,200.0	70.25%
5,800.0	88.47%	4,861.0	5,800.0	83.81%	5,281.0	6,000.0	88.02%
3,000.0	84.50%	2,351.0	3,000.0	78.37%	1,812.0	3,000.0	60.40%
6,000.0	75.43%	4,706.0	6,000.0	78.43%	4,939.0	6,000.0	82.32%
6,000.0	90.28%	5,414.0	6,000.0	90.23%	-	-	-
2,400.0	92.38%	1,788.0	2,400.0	74.50%	2,534.0	2,400.0	105.58%
6,000.0	73.25%	4,261.0	6,000.0	71.02%	4,827.0	6,000.0	80.45%

7,200.0	83.50%	5,675.0	7,200.0	78.82%	6,030.0	7,200.0	83.75%
6,000.0	88.47%	4,667.0	6,000.0	77.78%	5,334.0	6,000.0	88.90%
2,700.0	85.48%	2,207.0	2,700.0	81.74%	2,236.0	2,700.0	82.81%
6,000.0	94.33%	5,376.0	6,000.0	89.60%	4,969.0	6,000.0	82.82%
2,700.0	83.07%	2,190.0	2,700.0	81.11%	1,985.0	2,700.0	73.52%
<b>55,000.0</b>	<b>85.08%</b>	<b>44,438.0</b>	<b>55,000.0</b>	<b>80.80%</b>	<b>40,790.0</b>	<b>49,200.0</b>	<b>82.91%</b>

1.0			1.0			1.0	
5.0			5.0			5.0	
3.0			3.0			3.0	
5.0			5.0			5.0	
6.0			6.0		-	-	-
2.0			2.0			2.0	
5.0			5.0			5.0	
6.0			6.0			6.0	
5.0			5.0			5.0	
3.0			3.0			3.0	
5.0			5.0			5.0	
3.0			3.0			3.0	
<b>49.0</b>			<b>49.0</b>			<b>43.0</b>	

408.0	127.70%	418.0	408.0	102.45%	415.0	408.0	101.72%
216.0	117.13%	199.0	216.0	92.13%	83.0	216.0	38.43%
216.0	104.17%	179.0	216.0	82.87%	209.0	216.0	96.76%
408.0	113.48%	237.0	408.0	58.09%	-	-	-
216.0	112.04%	217.0	216.0	100.46%	67.0	216.0	31.02%
624.0	78.53%	504.0	624.0	80.77%	640.0	624.0	102.56%
432.0	106.25%	357.0	432.0	82.64%	245.0	432.0	56.71%
600.0	84.83%	496.0	600.0	82.67%	616.0	600.0	102.67%
192.0	116.15%	175.0	192.0	91.15%	218.0	192.0	113.54%
<b>3,312.0</b>	<b>102.20%</b>	<b>2,782.0</b>	<b>3,312.0</b>	<b>84.00%</b>	<b>2,493.0</b>	<b>2,904.0</b>	<b>85.85%</b>

1,428.0	108.68%	1,334.0	1,428.0	93.42%	1,267.0	1,428.0	88.73%
756.0	114.81%	786.0	756.0	103.97%	394.0	756.0	52.12%
756.0	185.71%	926.0	756.0	122.49%	912.0	756.0	120.63%
1,428.0	180.74%	1,032.0	1,428.0	72.27%	-	-	-
756.0	126.59%	720.0	756.0	95.24%	176.0	756.0	23.28%
2,184.0	104.40%	1,315.0	2,184.0	60.21%	1,672.0	2,184.0	76.56%
1,512.0	112.76%	1,048.0	1,512.0	69.31%	1,122.0	1,512.0	74.21%
2,100.0	113.33%	1,868.0	2,100.0	88.95%	2,337.0	2,100.0	111.29%
672.0	109.97%	644.0	672.0	95.83%	621.0	672.0	92.41%
<b>11,592.0</b>	<b>124.79%</b>	<b>9,673.0</b>	<b>11,592.0</b>	<b>83.45%</b>	<b>8,501.0</b>	<b>10,164.0</b>	<b>83.64%</b>

80.0	95.00%	92.0	80.0	115.00%	56.0	80.0	70.00%
96.0	87.50%	66.0	96.0	68.75%	128.0	96.0	133.33%
<b>176.0</b>	<b>90.91%</b>	<b>158.0</b>	<b>176.0</b>	<b>89.77%</b>	<b>184.0</b>	<b>176.0</b>	<b>104.55%</b>
200.0	280.00%	306.0	200.0	153.00%	232.0	200.0	116.00%
336.0	138.39%	411.0	336.0	122.32%	435.0	336.0	129.46%
<b>536.0</b>	<b>191.23%</b>	<b>717.0</b>	<b>536.0</b>	<b>133.77%</b>	<b>667.0</b>	<b>536.0</b>	<b>124.44%</b>
678.0	102.95%	593.0	678.0	87.46%	737.0	678.0	108.70%
<b>678.0</b>	<b>102.95%</b>	<b>593.0</b>	<b>678.0</b>	<b>87.46%</b>	<b>737.0</b>	<b>678.0</b>	<b>108.70%</b>
448.0	150.45%	543.0	448.0	121.21%	693.0	563.0	123.09%
<b>448.0</b>	<b>150.45%</b>	<b>543.0</b>	<b>448.0</b>	<b>121.21%</b>	<b>693.0</b>	<b>563.0</b>	<b>123.09%</b>
575.0	86.26%	623.0	575.0	108.35%	640.0	575.0	111.30%
<b>575.0</b>	<b>86.26%</b>	<b>623.0</b>	<b>575.0</b>	<b>108.35%</b>	<b>640.0</b>	<b>575.0</b>	<b>111.30%</b>
805.0	117.89%	701.0	805.0	87.08%	878.0	805.0	109.07%
<b>805.0</b>	<b>117.89%</b>	<b>701.0</b>	<b>805.0</b>	<b>87.08%</b>	<b>878.0</b>	<b>805.0</b>	<b>109.07%</b>
115.0	117.39%	177.0	115.0	153.91%	36.0	115.0	31.30%
<b>115.0</b>	<b>117.39%</b>	<b>177.0</b>	<b>115.0</b>	<b>153.91%</b>	<b>36.0</b>	<b>115.0</b>	<b>31.30%</b>
575.0	104.87%	546.0	575.0	94.96%	685.0	575.0	119.13%
<b>575.0</b>	<b>104.87%</b>	<b>546.0</b>	<b>575.0</b>	<b>94.96%</b>	<b>685.0</b>	<b>575.0</b>	<b>119.13%</b>
690.0	97.10%	793.0	690.0	114.93%	792.0	690.0	114.78%
<b>690.0</b>	<b>97.10%</b>	<b>793.0</b>	<b>690.0</b>	<b>114.93%</b>	<b>792.0</b>	<b>690.0</b>	<b>114.78%</b>
575.0	116.35%	644.0	575.0	112.00%	549.0	460.0	119.35%
<b>575.0</b>	<b>116.35%</b>	<b>644.0</b>	<b>575.0</b>	<b>112.00%</b>	<b>549.0</b>	<b>460.0</b>	<b>119.35%</b>
115.0	71.30%	202.0	115.0	175.65%	125.0	115.0	108.70%

115.0	71.30%	202.0	115.0	175.65%	125.0	115.0	108.70%
79.0	127.85%	114.0	79.0	144.30%	101.0	79.0	127.85%
79.0	127.85%	114.0	79.0	144.30%	101.0	79.0	127.85%
250.0	107.60%	219.0	250.0	87.60%	245.0	250.0	98.00%
250.0	200.00%	466.0	250.0	186.40%	471.0	250.0	188.40%
500.0	153.80%	685.0	500.0	137.00%	716.0	500.0	143.20%
250.0	123.20%	301.0	250.0	120.40%	277.0	250.0	110.80%
250.0	123.20%	301.0	250.0	120.40%	277.0	250.0	110.80%
120.0	100.00%	118.0	120.0	98.33%	120.0	120.0	100.00%
120.0	100.00%	120.0	120.0	100.00%	120.0	120.0	100.00%
240.0	100.00%	238.0	240.0	99.17%	240.0	240.0	100.00%
789.0	107.98%	616.0	789.0	78.07%	806.0	789.0	102.15%
789.0	100.00%	681.0	789.0	86.31%	747.0	789.0	94.68%
789.0	114.45%	788.0	789.0	99.87%	873.0	789.0	110.65%
2,367.0	107.48%	2,085.0	2,367.0	88.09%	2,426.0	2,367.0	102.49%
526.0	104.18%	374.0	526.0	71.10%	558.0	526.0	106.08%
263.0	51.33%	118.0	263.0	44.87%	0.0	263.0	0.00%
526.0	68.25%	376.0	526.0	71.48%	399.0	526.0	75.86%
1,315.0	79.24%	868.0	1,315.0	66.01%	957.0	1,315.0	72.78%
263.0	84.03%	229.0	263.0	87.07%	307.0	263.0	116.73%
263.0	107.98%	202.0	263.0	76.81%	207.0	263.0	78.71%
263.0	112.17%	229.0	263.0	87.07%	295.0	263.0	112.17%
789.0	101.39%	660.0	789.0	83.65%	809.0	789.0	102.53%
125.0	152.80%	51.0	125.0	40.80%	157.0	125.0	125.60%
125.0	169.60%	166.0	125.0	132.80%	208.0	125.0	166.40%
250.0	161.20%	217.0	250.0	86.80%	365.0	250.0	146.00%
240.0	115.00%	286.0	240.0	119.17%	255.0	240.0	106.25%

272.0	50.00%	66.0	272.0	24.26%	193.0	272.0	70.96%
480.0	83.96%	398.0	480.0	82.92%	438.0	480.0	91.25%
<b>992.0</b>	<b>82.16%</b>	<b>750.0</b>	<b>992.0</b>	<b>75.60%</b>	<b>886.0</b>	<b>992.0</b>	<b>89.31%</b>
840.0	119.88%	737.0	840.0	87.74%	563.0	840.0	67.02%
872.0	92.78%	247.0	872.0	28.33%	683.0	872.0	78.33%
1,680.0	124.23%	1,667.0	1,680.0	99.23%	1,911.0	1,680.0	113.75%
<b>3,392.0</b>	<b>115.06%</b>	<b>2,651.0</b>	<b>3,392.0</b>	<b>78.15%</b>	<b>3,157.0</b>	<b>3,392.0</b>	<b>93.07%</b>
250.0	96.40%	228.0	250.0	91.20%	186.0	250.0	74.40%
<b>250.0</b>	<b>96.40%</b>	<b>228.0</b>	<b>250.0</b>	<b>91.20%</b>	<b>186.0</b>	<b>250.0</b>	<b>74.40%</b>
180.0	90.56%	78.0	180.0	43.33%	118.0	180.0	65.56%
<b>180.0</b>	<b>90.56%</b>	<b>78.0</b>	<b>180.0</b>	<b>43.33%</b>	<b>118.0</b>	<b>180.0</b>	<b>65.56%</b>
100.0	108.00%	90.0	100.0	90.00%	96.0	100.0	96.00%
<b>100.0</b>	<b>108.00%</b>	<b>90.0</b>	<b>100.0</b>	<b>90.00%</b>	<b>96.0</b>	<b>100.0</b>	<b>96.00%</b>
		919.0			963.0		
		<b>919.0</b>			<b>963.0</b>		
20.0	105.00%	18.0	20.0	90.00%	19.0	20.0	95.00%
<b>20.0</b>	<b>105.00%</b>	<b>18.0</b>	<b>20.0</b>	<b>90.00%</b>	<b>19.0</b>	<b>20.0</b>	<b>95.00%</b>
100.0	93.00%	87.0	100.0	87.00%	98.0	100.0	98.00%
<b>100.0</b>	<b>93.00%</b>	<b>87.0</b>	<b>100.0</b>	<b>87.00%</b>	<b>98.0</b>	<b>100.0</b>	<b>98.00%</b>
450.0	105.56%	449.0	450.0	99.78%	423.0	450.0	94.00%
<b>450.0</b>	<b>105.56%</b>	<b>449.0</b>	<b>450.0</b>	<b>99.78%</b>	<b>423.0</b>	<b>450.0</b>	<b>94.00%</b>
300.0	101.00%	283.0	300.0	94.33%	280.0	300.0	93.33%
<b>300.0</b>	<b>101.00%</b>	<b>283.0</b>	<b>300.0</b>	<b>94.33%</b>	<b>280.0</b>	<b>300.0</b>	<b>93.33%</b>
		115.0			79.0		
		<b>115.0</b>			<b>79.0</b>		

90.0	103.33%	97.0	90.0	107.78%	88.0	90.0	97.78%
<b>90.0</b>	<b>103.33%</b>	<b>97.0</b>	<b>90.0</b>	<b>107.78%</b>	<b>88.0</b>	<b>90.0</b>	<b>97.78%</b>
250.0	83.20%	195.0	250.0	78.00%	204.0	250.0	81.60%
<b>250.0</b>	<b>83.20%</b>	<b>195.0</b>	<b>250.0</b>	<b>78.00%</b>	<b>204.0</b>	<b>250.0</b>	<b>81.60%</b>
154.0	103.25%	138.0	154.0	89.61%	85.0	154.0	55.19%
<b>154.0</b>	<b>103.25%</b>	<b>138.0</b>	<b>154.0</b>	<b>89.61%</b>	<b>85.0</b>	<b>154.0</b>	<b>55.19%</b>
133.0	98.50%	131.0	133.0	98.50%	31.0	133.0	23.31%
<b>133.0</b>	<b>98.50%</b>	<b>131.0</b>	<b>133.0</b>	<b>98.50%</b>	<b>31.0</b>	<b>133.0</b>	<b>23.31%</b>
48.0	102.08%	45.0	48.0	93.75%	51.0	48.0	106.25%
<b>48.0</b>	<b>102.08%</b>	<b>45.0</b>	<b>48.0</b>	<b>93.75%</b>	<b>51.0</b>	<b>48.0</b>	<b>106.25%</b>
		2,566.0			2,496.0		
		<b>2,566.0</b>			<b>2,496.0</b>		
		11,720.0			9,150.0		
		<b>11,720.0</b>			<b>9,150.0</b>		
		103.0			56.0		
		<b>103.0</b>			<b>56.0</b>		
		300.0			10.0		
		270.0			8.0		
		270.0			11.0		
		<b>840.0</b>			<b>29.0</b>		
		300.0			10.0		
		300.0			10.0		
		300.0			10.0		
		<b>900.0</b>			<b>30.0</b>		

		100.0			100.0		
		90.0			80.0		
		90.0			110.0		
		<b>280.0</b>			<b>290.0</b>		
10.0		10.0	10.0	100.00%	10.0	10.0	100.00%
10.0		10.0	10.0	100.00%	10.0	10.0	100.00%
10.0		10.0	10.0	100.00%	10.0	10.0	100.00%
<b>30.0</b>		<b>30.0</b>	<b>30.0</b>	<b>100.00%</b>	<b>30.0</b>	<b>30.0</b>	<b>100.00%</b>
8.0	100.00%	8.0	8.0	100.00%	8.0	8.0	100.00%
8.0	100.00%	8.0	8.0	100.00%	8.0	8.0	100.00%
<b>16.0</b>	<b>100.00%</b>	<b>16.0</b>	<b>16.0</b>	<b>100.00%</b>	<b>16.0</b>	<b>16.0</b>	<b>100.00%</b>
		8.0			8.0		
		8.0			8.0		
		<b>16.0</b>			<b>16.0</b>		
		100.0			100.0		
		<b>100.0</b>			<b>100.0</b>		
-	-	-	-	-	-	-	-
4.0			4.0			4.0	
6.0			6.0			6.0	
-	-	-	-	-	-	6.0	
3.0			3.0			3.0	
3.0			3.0			3.0	
3.0			3.0			3.0	
5.0			5.0			5.0	
1.0			1.0			1.0	
1.0			1.0			1.0	
<b>26.0</b>			<b>26.0</b>			<b>32.0</b>	
1,581.0	99.05%	1,469.0	1,581.0	92.92%	1,636.0	1,997.0	81.92%
2,912.0	74.83%	1,960.0	2,912.0	67.31%	2,325.0	2,496.0	93.15%

-	-	-	-	-	2,148.0	2,829.0	75.93%
1,248.0	99.68%	886.0	1,248.0	70.99%	867.0	1,248.0	69.47%
1,082.0	85.49%	570.0	1,082.0	52.68%	594.0	1,082.0	54.90%
1,914.0	96.08%	1,706.0	1,914.0	89.13%	1,628.0	1,914.0	85.06%
2,413.0	102.53%	1,673.0	2,413.0	69.33%	1,820.0	2,912.0	62.50%
416.0	53.37%	394.0	416.0	94.71%	592.0	416.0	142.31%
416.0	71.88%	26.0	416.0	6.25%	0.0	1,248.0	0.00%
<b>11,982.0</b>	<b>89.70%</b>	<b>8,684.0</b>	<b>11,982.0</b>	<b>72.48%</b>	<b>11,610.0</b>	<b>16,142.0</b>	<b>71.92%</b>
624.0	86.38%	532.0	624.0	85.26%	630.0	624.0	100.96%
936.0	94.34%	644.0	936.0	68.80%	672.0	936.0	71.79%
156.0	103.21%	136.0	156.0	87.18%	142.0	156.0	91.03%
-	-	-	-	-	1,032.0	936.0	110.26%
468.0	140.81%	506.0	468.0	108.12%	579.0	468.0	123.72%
468.0	69.02%	327.0	468.0	69.87%	421.0	468.0	89.96%
468.0	107.05%	427.0	468.0	91.24%	347.0	468.0	74.15%
936.0	133.12%	1,016.0	936.0	108.55%	1,062.0	1,092.0	97.25%
156.0	321.79%	322.0	156.0	206.41%	236.0	156.0	151.28%
156.0	85.90%	38.0	156.0	24.36%	121.0	468.0	25.85%
<b>4,368.0</b>	<b>113.28%</b>	<b>3,948.0</b>	<b>4,368.0</b>	<b>90.38%</b>	<b>5,242.0</b>	<b>5,772.0</b>	<b>90.82%</b>
4,800.0	89.98%	4,154.0	4,800.0	86.54%	4,733.0	4,800.0	98.60%
7,000.0	85.04%	4,957.0	7,000.0	70.81%	5,894.0	7,200.0	81.86%
1,000.0	103.50%	1,048.0	1,000.0	104.80%	706.0	1,000.0	70.60%
-	-	-	-	-	5,821.0	6,000.0	97.02%
3,800.0	83.61%	3,455.0	3,800.0	90.92%	3,479.0	3,800.0	91.55%
3,800.0	73.00%	2,657.0	3,800.0	69.92%	2,662.0	3,800.0	70.05%
3,600.0	87.08%	2,866.0	3,600.0	79.61%	3,493.0	3,600.0	97.03%
6,600.0	68.94%	3,942.0	6,600.0	59.73%	5,197.0	8,400.0	61.87%
2,400.0	85.50%	1,858.0	2,400.0	77.42%	2,353.0	2,400.0	98.04%
3,600.0	88.50%	3,036.0	3,600.0	84.33%	3,183.0	8,400.0	37.89%
<b>36,600.0</b>	<b>82.46%</b>	<b>27,973.0</b>	<b>36,600.0</b>	<b>76.43%</b>	<b>37,521.0</b>	<b>49,400.0</b>	<b>75.95%</b>
408.0	99.75%	216.0	408.0	52.94%	411.0	408.0	100.74%
408.0	104.66%	294.0	408.0	72.06%	235.0	408.0	57.60%
-	-	-	-	-	472.0	408.0	115.69%
408.0	90.69%	354.0	408.0	86.76%	244.0	408.0	59.80%
216.0	95.83%	157.0	216.0	72.69%	226.0	216.0	104.63%
408.0	71.81%	316.0	408.0	77.45%	471.0	408.0	115.44%
<b>1,848.0</b>	<b>92.21%</b>	<b>1,337.0</b>	<b>1,848.0</b>	<b>72.35%</b>	<b>2,059.0</b>	<b>2,256.0</b>	<b>91.27%</b>

1,428.0	116.18%	885.0	1,428.0	61.97%	1,728.0	1,428.0	121.01%
1,428.0	123.95%	1,020.0	1,428.0	71.43%	836.0	1,428.0	58.54%
-	-	-	-	-	2,079.0	1,428.0	145.59%
1,428.0	98.46%	1,220.0	1,428.0	85.43%	1,049.0	1,428.0	73.46%
756.0	133.20%	744.0	756.0	98.41%	737.0	756.0	97.49%
1,428.0	127.45%	1,438.0	1,428.0	100.70%	1,828.0	1,428.0	128.01%
<b>6,468.0</b>	<b>118.46%</b>	<b>5,307.0</b>	<b>6,468.0</b>	<b>82.05%</b>	<b>8,257.0</b>	<b>7,896.0</b>	<b>104.57%</b>

263.0	314.07%	394.0	263.0	149.81%	0.0	263.0	0.00%
263.0	111.41%	181.0	263.0	68.82%	114.0	263.0	43.35%
624.0	76.92%	600.0	624.0	96.15%	590.0	624.0	94.55%
-	-	-	-	-	293.0	342.0	85.67%
526.0	97.91%	430.0	526.0	81.75%	326.0	526.0	61.98%
263.0	568.82%	1,403.0	263.0	533.46%	1,487.0	263.0	565.40%
789.0	83.90%	523.0	789.0	66.29%	775.0	789.0	98.23%
921.0	248.10%	1,538.0	921.0	166.99%	1,730.0	1,000.0	173.00%
448.0	134.82%	497.0	448.0	110.94%	440.0	263.0	167.30%
<b>4,097.0</b>	<b>174.79%</b>	<b>5,566.0</b>	<b>4,097.0</b>	<b>135.86%</b>	<b>5,755.0</b>	<b>4,333.0</b>	<b>132.82%</b>

263.0	89.35%	241.0	263.0	91.63%	134.0	263.0	50.95%
263.0	0.00%	81.0	263.0	30.80%	207.0	263.0	78.71%
416.0	85.58%	304.0	416.0	73.08%	225.0	416.0	54.09%
105.0	67.62%	74.0	105.0	70.48%	91.0	105.0	86.67%
263.0	115.21%	216.0	263.0	82.13%	242.0	263.0	92.02%
263.0	115.21%	204.0	263.0	77.57%	164.0	263.0	62.36%
263.0	107.22%	286.0	263.0	108.75%	300.0	526.0	57.03%
526.0	95.25%	305.0	526.0	57.98%	355.0	526.0	67.49%
263.0	123.95%	300.0	263.0	114.07%	146.0	263.0	55.51%
<b>2,625.0</b>	<b>90.55%</b>	<b>2,011.0</b>	<b>2,625.0</b>	<b>76.61%</b>	<b>1,864.0</b>	<b>2,888.0</b>	<b>64.54%</b>

263.0	141.83%	290.0	263.0	110.27%	0.0	263.0	0.00%
208.0	100.48%	198.0	208.0	95.19%	219.0	208.0	105.29%
789.0	102.92%	827.0	789.0	104.82%	819.0	526.0	155.70%
526.0	63.69%	333.0	526.0	63.31%	464.0	526.0	88.21%
527.0	154.84%	612.0	527.0	116.13%	410.0	527.0	77.80%
316.0	103.16%	296.0	316.0	93.67%	257.0	316.0	81.33%
<b>2,629.0</b>	<b>109.21%</b>	<b>2,556.0</b>	<b>2,629.0</b>	<b>97.22%</b>	<b>2,169.0</b>	<b>2,366.0</b>	<b>91.67%</b>

125.0	0.00%	123.0	125.0	98.40%			
125.0	32.80%	17.0	125.0	13.60%	0.0	125.0	0.00%
-	-	-	-	-	175.0	125.0	140.00%

125.0	0.00%	0.0	125.0	0.00%			
<b>375.0</b>	<b>10.93%</b>	<b>140.0</b>	<b>375.0</b>	<b>37.33%</b>	<b>175.0</b>	<b>250.0</b>	<b>70.00%</b>
288.0	52.78%	237.0	288.0	82.29%	407.0	288.0	141.32%
96.0	97.92%	90.0	96.0	93.75%	110.0	96.0	114.58%
272.0	58.46%	180.0	272.0	66.18%	171.0	192.0	89.06%
384.0	51.56%	183.0	384.0	47.66%	279.0	384.0	72.66%
192.0	77.60%	146.0	192.0	76.04%	194.0	192.0	101.04%
<b>1,232.0</b>	<b>61.04%</b>	<b>836.0</b>	<b>1,232.0</b>	<b>67.86%</b>	<b>1,161.0</b>	<b>1,152.0</b>	<b>100.78%</b>
1,008.0	78.17%	778.0	1,008.0	77.18%	1,494.0	1,008.0	148.21%
336.0	126.49%	397.0	336.0	118.15%	690.0	336.0	205.36%
872.0	96.90%	876.0	872.0	100.46%	682.0	672.0	101.49%
1,344.0	51.19%	469.0	1,344.0	34.90%	655.0	1,344.0	48.74%
672.0	101.49%	656.0	672.0	97.62%	768.0	672.0	114.29%
<b>4,232.0</b>	<b>81.00%</b>	<b>3,176.0</b>	<b>4,232.0</b>	<b>75.05%</b>	<b>4,289.0</b>	<b>4,032.0</b>	<b>106.37%</b>
7.0	100.00%	7.0	7.0	100.00%	7.0	7.0	100.00%
8.0	100.00%	8.0	8.0	100.00%	8.0	8.0	100.00%
<b>15.0</b>	<b>100.00%</b>	<b>15.0</b>	<b>15.0</b>	<b>100.00%</b>	<b>15.0</b>	<b>15.0</b>	<b>100.00%</b>
		7.0			7.0		
		8.0			8.0		
		<b>15.0</b>			<b>15.0</b>		
		100.0			100.0		
		100.0			100.0		
		<b>200.0</b>			<b>200.0</b>		
250.0	120.40%	281.0	250.0	112.40%	259.0	250.0	103.60%
<b>250.0</b>	<b>120.40%</b>	<b>281.0</b>	<b>250.0</b>	<b>112.40%</b>	<b>259.0</b>	<b>250.0</b>	<b>103.60%</b>
		-	-	-	-	-	-
		-	-	-	-	-	-

		395.0			736.0		
		<b>395.0</b>			<b>736.0</b>		
		10,106.0			8,659.0		
		<b>10,106.0</b>			<b>8,659.0</b>		
56.0	100.00%	56.0	56.0	100.00%	56.0	56.0	100.00%
<b>56.0</b>	<b>100.00%</b>	<b>56.0</b>	<b>56.0</b>	<b>100.00%</b>	<b>56.0</b>	<b>56.0</b>	<b>100.00%</b>
-	-	-	-	-	-	-	-